PRICE & SPECIFICATION GUIDE

OCTOBER 2026 LAUNCH

05DECPS1026

510457/WOL/10-26

CERTIFIED TO ANSI A161.1

©2026 MasterBrand Cabinets LLC. All rights reserved.

Styles, product availability and construction may vary slightly from those shown in this catalog due to material availability and/or design evolution. Specifications are subject to change without notice. For more details, please see www.decoracabinets.com.

BACK

Decorá Customer Service

844-830-2900

General Customer Service Inquiries
decoracs@masterbrand.com

Order Submission
decoraorders@masterbrand.com

Custom Order Quotes
decorabydesign@masterbrand.com

Code Index

Code	Description	Page
2EXTFACES	Two Exterior Faces on Panels	E•12
A	Aluminum Frame Door	F•3
ADDTK	Add Toekick	E•12
ADRW	Add Drawer	E•13
AF	Appliance Cut-out with Floor	E•13
ANGLHEATSHIELD, ANGLHSHIELDSS	Angled Heat Shield	P•19
AOMCABLE	Automatic Opening Mechanism Universal Cable	P•16
AOMCABLECLIP	Automatic Opening Mechanism Cable Clip	P•16
AOMCABLECONN	Automatic Opening Mechanism Cable Connector	P•16
AOMCABLEPROT	Automatic Opening Mechanism Cable End Protector	P•16
AOMCTSWITCH	Automatic Opening Mechanism Activation Switch	P•16
AOMD	Automatic Opening Mechanism for Door	E•13
APM	Applied Moulding	E•14
APNL	Appliance Panel	N•22
APNL-IN	Appliance Panel, Inset	N•22
ART	Adjustable Roll Trays	E•15
AS	Additional Shelf	E•15
ATTTK	Attach Toekick	E•15
B	Base	I•2
B-BB	Base with Breadboard	I•3
B-CWP	Base Can and Wine Pull-out	I•6
B-CWPFH	Base Can and Wine Pull-out, Full Height Door	I•6
B-FH	Base with Full Height Door	I•7
B-FSCO	Base with Food Storage Container Organizer	I•5
B-MIXFH	Base with Mixer Shelf, Full Height Door	I•39
B-PPP	Base Pots and Pans Pull-out	I•16
B-PS	Base Pots and Pans Storage	I•17
B-RT	Base with Roll Trays	I•3
B-RTLO	Base with Roll Trays, Lid Organizer	I•17
B-RTWTCD	Base with Roll Trays, Wood Tiered Cutlery Divider	I•4
B-TD	Base with Tray Divider	I•36
B-TDFH	Base with Tray Divider, Full Height Door	I•36
B-TDRO	Base with Tray Divider Roll Out	I•36
B-WTCD	Base with Wood Tiered Cutlery Divider	I•4
B18KCUP	Base with KCUP Drawer	I•5
B18KCUPRT	Base with KCUP Drawer, Roll Trays	I•5
B2D	Base Two Drawer	I•16
B2D-FDD	Base Two Drawer with File Drawer Double	M•10
B2D-RT	Base Two Drawer with Roll Tray	I•15
B2D36RTPDO	Base Two Drawer with Roll Tray, Pegged Dish Organizer	I•16
B3D	Base Three Drawer	I•13
B3D-BB	Base Three Drawer with Breadboard	I•14
B3D-FD	Base Three Drawer with File Drawer	I•48
B3D-WD	Base Three Drawer with Warming Drawer	K•8
B3D-WTCD	Base Three Drawer with Wood Tiered Cutlery Divider	I•12
B4D	Base Four Drawer	I•11
B4D-BB	Base Four Drawer with Breadboard	I•12
B4D-WTCD	Base Four Drawer with Wood Tiered Cutlery Divider	I•12
B6D	Base Six Drawer	I•12
BAE24FH	Base Angle End with Full Height Doors 45°	I•37
BAED24	Base Angle End Double 135°	I•37
BB	Base Blind	I•26
BB-CP-WD	Base Blind with Curved Pull-out, Wood	I•27
BB-CPFH-WD	Base Blind with Curved Pull-out with Full Height Door, Wood	I•28
BB-PO	Base Blind with Pull-out	I•27
BBC-POOL	Base Box Column Pull-out with Overlay	I•40
BBCF	Base Box Column Filler	N•5
BBKI	Beadboard Back Interior	E•15
BBOARDK	Breadboard Kit	P•10
BBSL	Beadboard Side	E•8
BCKG-BB	Base Cooking Center with Breadboard	I•17
BCRN3D36	Base Corner with Three Drawers	I•34
BCUBV	Base Cubby Vertical	I•47
BCUBV-D	Base Cubby Vertical with Drawers	I•47
BD	Base Diagonal	I•30
BD36LS-PW	Base Diagonal with Lazy Susan, Plywood	I•32
BEPDC	Base End Panel Diagonal Corner	N•16
BEPF-WD	Base End Panel with Attached Filler, Wood	N•8
BEPFA3-WD	Base End Panel with Attached Filler Angled, Wood	N•8
BEPFFA-WD	Base End Panel with Attached Filler, Flush Appliance, Wood	N•8
BEPFFAOL3WD	Base End Panel with Attached Filler, Flush Appliance, Overlay, Wood	N•9
BEPFOL3-WD	Base End Panel with Attached Filler, Overlay, Wood	N•9
BEPWD	Base End Panel, Wood	N•8
BER-AS	Base Easy Reach with Adjustable Shelves	I•29
BER-LS-C	Base Easy Reach with Lazy Susan, Chrome	I•32
BER-LS-SW	Base Easy Reach with Lazy Susan, Solid Wood	I•31
BER-REDS	Base Easy Reach with Reduced Shelves	I•30
BER-REDSLS-C	Base Easy Reach with Reduced Shelf, Lazy Susan, Chrome	I•31
BER36	Base Easy Reach	I•29
BER36LSPO-C	Base Easy Reach with Lazy Susan, Pull-out, Chrome	I•34
BER36RDB	Base Easy Reach with Rotating Deep Bin	I•33
BERCRN1D36LS-C	Base Easy Reach with Corner Drawer, Lazy Susan, Chrome	I•33
BESBB	Base End Skin, Beadboard	N•13
BESR	Base End Shelf Radius	I•50
BESWD	Base End Skin, Wood	N•12
BFOL	Base Filler with Overlay	N•3
BFOLC330	Base Filler with Overlay Corner	N•4
BFOLIAC330	Base Filler with Overlay Inside Angle Corner 135°	N•4
BHTH	Base Hutch	I•50
BIAC	Base Inside Angle Corner 135°, Full Height Doors	I•39
BKSOCKET	Back Socket	P•17
BLOWER	Blower	H•12
BMC24	Base Message Center	I•50
BMW-S	Base Microwave	K•11
BMWS-DD	Base Microwave Shelf with Deep Drawer	K•9
BOAC-FH	Base Outside Angle Corner 135°, Full Height Doors	I•38
BOC-S	Base Oven Cut-out	K•10
BPB	Base Peninsula Blind	I•35
BPB-FH	Base Peninsula Blind, Full Height Doors	I•35
BPP	Base Pantry Pull-out	I•40
BPP-CO	Base Pantry Pull-out with Container Organizers	I•42
BPP-SI	Base Pantry Pull-out with Spice Insert	I•41
BPP-TD	Base Pantry Pull-out with Tray Divider	I•42
BPP-U	Base Pantry Pull-out with Utensil Canisters	I•41
BPP-UK	Base Pantry Pull-out with Utensil Canisters, Knife Block	I•41
BPPCOK12	Base Pantry Pull-out with Container Organizers Kit	P•2
BPPK	Base Pantry Pull-out Kit	P•2
BPPTDK	Base Pantry Pull-out with Tray Divider Kit	P•2
BPPUK	Base Pantry Pull-out with Utensil Canisters Kit	P•2
BPPUKK12	Base Pantry Pull-out with Utensil Canisters, Knife Block Kit	P•2
BPS	Base Pots and Pans Storage	P•10
BRD	Base Range Drop-in	I•24
BRD2D	Base Range Drop-in, Two Drawer	I•23
BRD2RD	Base Range Drop-in, Two Reduced Drawers	I•24
BRDP	Base Range Drop-in Platform	I•24
BRKOFFSCREW	Screw Breakoff	P•21
BRMCLP	Broom Clip	P•13
BRT2D	Base Range Top, Two Drawer	I•16
BSC30	Base SuperCabinet	I•9
BSCG	Base SuperCabinet Gourmet	I•10
BST2D	Base Stacked Two Drawer	I•8
BST2D-RT	Base Stacked Two Drawer with Roll Trays	I•8
BTR12	Base Transition	I•37
BUMPERPADS	Bumper Pads	P•21
BUMPERSTEM10	Bumper Pads, Stem	P•17
BW	Base Wall	I•11
BWB	Base Wastebasket	I•43
BWB-BB	Base Waste Basket with Breadboard	I•45
BWB-FH	Base Wastebasket, Full Height Door	I•44

Index

Code	Description	Page
BWB-PT	Base Wastebasket with Paper Towel Holder	I•46
BWB-PTFH	Base Wastebasket with Paper Towel Holder, Full Height Door	I•46
BWB-WTCD	Base Wastebasket with Wood Tired Cutlery Divider	I•45
BWBD-RTFH	Base Wastebasket Double Bin with Roll Tray, Full Height Door	I•44
BWBFHK	Wastebasket Kit, Full Height	P•14
BWBIN27	Wastebasket Insert, 27 Quart	P•14
BWBIN35	Wastebasket Insert, 35 Quart	P•14
BWBIN50	Wastebasket Insert, 50 Quart	P•14
BWBK, BWBFHK	Wastebasket Kit	P•13
BWBLID	Wastebasket Lid	P•14
C-ART9	Corbel, Art, 9"	O•23
C-CLSREV14	Corbel, Classic Revival, 14"	O•23
C-CLSREV9	Corbel, Classic Revival, 9"	O•22
C-COS	Corbel, Cosmo	O•24
C-COS13D	Corbel, Cosmo 13"	O•23
C-CRAFT	Corbel, Craftsman	O•22
C-CRAFT10	Corbel, Craftsman, 10"	O•22
C-CRAFT12	Corbel, Craftsman, 12"	O•22
C-CRAFT12OP	Corbel, Craftsman Open	O•22
C-MIS9	Corbel, Mission 9"	O•24
C-OWD5	Corbel, Old World	O•24
C-SB	Corbel, Snack Bar	O•22
C-SCROLL13	Corbel, Scroll 13"	O•22
C-SCROLL9	Corbel, Scroll 9"	O•22
C-SHKR14	Corbel, Shaker 14"	O•23
C-SHKR7	Corbel, Shaker 7"	O•23
C-TRADOP	Corbel, Traditional Open	O•23
C-TRIAD6	Corbel, Triad 6"	O•23
CABCLEANKIT	Cabinet Cleaning Kit	P•21
CABMAT, CABMATV	CabMat	P•15
CBO	Cabinet Box Only	E•16
CCAB	Combine Cabinets	E•16
CCO	Cabinet Case Only	E•17
CD	Change Depth	E•17
CFNTO	Cabinet Front Only	E•18
CFRMO	Face Frame Only	E•18
CG	Cut-for-glass Door	E•4
CGRAIL, DRWRAILEND, DRWRAILCROSS, DRRAILEND, DRRAILCROSS, MUNTIN	Part, Door and Drawer Rail Material	N•16
CH	Change Height	E•18
CHGDRW	Charging Drawer	E•19
CM	Classic Mullion Door	F•1
CMAT	CabMat	E•19
CND	Cabinet No Door	E•20
CONVERSION	Conversion	H•12
CS1	Add Center Stile	E•20
CUD	Cooking Utensil Divider	P•3
CUDD	Cooking Utensil Divider Diagonal	P•4
CW	Change Width	E•20
D-FD	Desk File Drawer	M•9
D-FTK	Desk with Flush Toekick	M•8
D-FTKFH	Desk with Flush Toekick, Full Height Door	M•8
D2D-FDD	Desk Two Drawer with File Drawer Double	M•10
D2D-FDDFTK	Desk Two Drawer with File Drawer Double, Flush Toekick	M•9
D3D-FD	Desk Three Drawer with File Drawer	I•47
D3D-FDFTK	Desk Three Drawers with File Drawer, Flush Toekick	M•9
DBCF	Desk Box Column Filler	N•5
DDE	Decorative Door on End	E•8
DER	Desk Easy Reach	M•10
DFF5PC	Drawer Front Flat 5-piece	E•4
DFF5PCST	Drawer Front Flat 5-piece with Slab Top	E•5
DFOL	Desk Filler with Overlay	N•3
DFOLIAC329	Desk Filler with Overlay Inside Angle Corner 135°	N•4
DFR5PC	Drawer Front Raised 5-piece	E•5
DFR5PCST	Drawer Front Raised 5-piece with Slab Top	E•5
DFSLB	Drawer Front Slab	E•6
DFSLBT	Drawer Front Slab Top	E•6
DGBOXLOCK	Drawer Guide Box Locks	P•17
DGK-D2DDFX	Drawer Guide Kit, Full Extension Side Mount	P•19
DGKIT	Drawer Guide Kit, Full Extension Undermount	P•18
DOORONLY	Door Only	N•14
DORG-9	Desk Organizer	G•52
DRT	Deep Roll Tray	E•21
DRTK-ETUP	Deep Roll Tray Kit	P•11
DRWBOXONLY	Part - Drawer Box Only	P•8
DRWFRTONLY	Drawer Front Only	N•15
DRWPWR1	Drawer Box Power Outlet	P•5
DRWSC	Drawer, Secured	E•21
DRWTK	Toekick Drawer	E•21
DUCD	Desk Under-counter Drawer	L•20
DUCDT-21	Desk Under-counter Drawer, Trimmable, 21" Deep	L•21
DUCDT-24	Desk Under-counter Drawer, Trimmable, 24" Deep	L•22
EB	Edgeband Panels and Shelves	E•22
EB.ALL	Edgeband Panels	E•22
EDGEBAND	Edgebanding	P•19
END-CRAFT	End Craft, 35" Deep	O•32
END-WBR	End Wide Bottom Rail	O•32
END-X	End X	O•31
EX	Extended Stile	E•22
EXD	Extended Down	E•22
EXO	Extended Stile w/Overlay	E•23
EXU	Extended Up	E•23
EZORG	EZ-Org Modular Pull-out	P•12
F	Filler, Tall	N•2
F	Filler	N•2
F-96	Filler	N•2
F1D	Filler Return	N•2
F-RETURNLMN	Furniture Drawer	I•48
FA	Filler, Angled	N•7
FALSEPNLCLIP5O, PFALSEPNLCLIP5O	False Panel Clip	P•17
FAR	Angled Fluted/Plain Reversible Fillers	N•7
FB1D	Furniture Base Drawer	I•49
FC	Filler Corner	N•2
FD	Full Depth Shelf	E•23
FD	Functional Door on End	E•9
FDSRT	Full Depth Shelves with Roll Tray	E•24
FDSRTBTM	Full Depth Shelf with Roll Tray Bottom	E•24
FE	Finish Edges	E•25
FEEB1D	Furniture Entry Ensemble Base with One Drawer	M•2
FEEBO	Furniture Entry Ensemble Base Open	M•2
FEELW	Furniture Entry Ensemble Locker Wall	M•3
FEEST	Furniture Entry Ensemble Stacked Wall	M•4
FEESTMC	Furniture Entry Ensemble Stacked Wall with Message Center	M•4
FEET1D	Furniture Entry Ensemble Tall with One Drawer	M•2
FFRAIL	Part, Face Frame Rail	N•16
FFV	Flush Finished Void	E•25
FH	Finial Hinges	E•6
FI	Appliance Flush Installation with Floor	E•25
FIAC	Filler, Inside Angle Corner	N•2
FILTERCHAR	Filter Charcoal	H•12
FL, FR	Finished End	E•8
FLUTE	Fluting	E•26
FLUTE, CFLUTE	Fluting on Fillers	E•26
FP	False Panel	E•27
FPE	Furniture Plywood End	E•9
FSCOK	Food Storage Container Organization Pull-out Kit	P•2
FT-COS	Foot, Cosmo	O•25
FT-CRAFT	Foot, Craftsman	O•26
FT-CRAFT6	Foot, Craftsman	O•26
FT-CRAFTC	Foot, Craftsman Corner	O•26
FT-FRNCNTY	Foot, French Country	O•26
FT-KENS	Foot, Kensington	O•26
FT-LI	Foot, Lille	O•24
FT-LIFLUTE	Foot, Lille Fluted	O•24
FT-MAD	Foot, Madison	O•26
FT-MADE	Foot, Madeline	O•26

Code	Description	Page
FT-METAL	Foot, Metal	O•27
FT-METRO	Foot, Metro	O•27
FT-PEDC	Foot, Pedestal Corner	O•25
FT-PEDL	Foot, Pedestal Left	O•25
FT-PEDR	Foot, Pedestal Right	O•25
FT-PEDRETL	Foot, Pedestal Return Left	O•25
FT-PEDRETR	Foot, Pedestal Return Right	O•25
FT-QA	Foot, Queen Anne	O•27
FT-QASCROLL	Foot, Queen Anne Scroll	O•27
FT-RDBUN	Foot, Round Bun	O•24
FT-SQ4	Foot, Square	O•25
FT-TP2S	Foot, Tapered 2-Sided	O•26
FT-TP4S	Foot, Tapered 4-Sided	O•25
FT-TULIP	Foot, Tulip	O•24
FT-TULIPSQ	Foot, Tulip Square	O•25
FT-TULIPTK	Foot, Tulip Toekick	O•25
FTBK	Furniture Tall Bookcase	M•19
FTBKD	Furniture Tall Bookcase with Doors	M•15
FTBKDD	Furniture Tall Bookcase with Desk Height Doors	M•17
FTK	Flush Toekick	E•27
FWBK	Furniture Wall Bookcase	M•13
GLAZEPEN	Finish - Glaze Pen	C•8
GLAZEQUART	Quart of Glaze	C•8
GLSINSCLIPADJ	Glass Insert Clips	P•17
GM	Gallery Mullion Door	0•0
H	Decorative Hardware	P•22
HAMPERK18C	Hamper Kit, Chrome	P•14
HAMPERK18W	Hamper Kit, White	L•38
HNG170, HNG107PO, HNG90INSCNR, HNG107FM, HNG107FO, HNG170IN, HNGCIN, HNGMIRROR, HNGSCISSOR	Hinge	P•20
HNGIF	Hinge Inset Finial	P•20
HNGPLTEPIN, HNGPLTFFIN	Hinge Plate	P•21
HNGRESCLIP	Hinge Restrictor Clip	P•20
HNGRESCLIPSL	Hinge Restrictor Clip, WTH	P•21
HNGRESCLIPIN	Hinge Restrictor Clip, Inset	P•20
HNGSHIM	Hinge Shim	P•17
HTHL	Hearth Liner	H•22
HTHM	Hearth Mantel	H•20
HTHMRW	Hearth Mantel Reduced Width	H•19
HTHP	Hearth Pier, 21" Deep	H•18
HTHP-PO	Hearth Pier with Pull-out, 21" Deep	H•18
HTHP93621	Hearth Pier, 9" Wide, 36" High, 21" Deep	H•19
HTHS	Hearth Shelf	H•21
IBO	Inset Beaded Overlay	E•28
INSTALLSCR4, INSTALLSCREWS	Screw Installation	P•21
INVF	Inverted Face	E•29
INVS	Inverted Stile	E•29
IPE	Inset Panel End	E•10
L-3	Linen	L•22
L-DISRP	Leg, Rope	O•27
L-DR-C	Linen with Door Rack, Chrome	L•24
L-DRH-C	Linen with Door Rack, Hamper, Chrome	L•25
L-ENGCNTY	Leg, English Country	O•29
L-ENGCNTY5	Leg, English Country, 5"	O•29
L-ESTATE	Leg, Estate	O•30
L-ESTATES	Leg, Estate Small	O•30
L-FLUTE	Leg, Flute	O•30
L-FRNCNTY2L	Leg, French Country Square 2 Large	O•30
L-FRNCNTYSQ	Leg, French Country Square	O•30
L-GAELIC6	Leg, Gaelic, 6"	O•30
L-MADE	Leg, Madeline	O•29
L-METRO	Leg, Metro	O•30
L-METRO3	Leg, Metro 3"	O•30
L-MIS	Leg, Mission	O•27
L-NOU	Leg, Nouveau	O•31
L-NOUT	Leg, Nouveau Tall	O•31
L-SPOOL	Leg, Spool	O•27
L-SPOOLS	Leg, Spool Small	O•27
L-SQ2	Leg, Square, 2"	O•29
L-SQ3	Leg, Square, 3"	O•29
L-SQ4	Leg, Square, 4"	O•29
L-SQ5	Leg, Square, 5"	O•29
L-SQ6	Leg, Square, 6"	O•29
L-SQT3	Leg, Square Tall, 3"	O•28
L-SQT4	Leg, Square Tall, 4"	O•28
L-SQT5	Leg, Square Tall, 5"	O•28
L-SQT6	Leg, Square Tall, 6"	O•28
L-SUMTER5	Leg - Sumter	O•31
L-TP2S	Leg, Tapered 2-Sided	O•28
L-TP4S	Leg, Tapered 4-Sided	O•28
L1D-ALV	Linen with Drawer	O•28
L1D-H	Linen with Drawer, Removable Hamper	O•28
LCHAMPERLNR	Linen Closet Hamper Liner	P•15
LIDADJDIVPK12	Lid Adjustable Divider Pull-out Kit	P•10
LIDSTAY	Lidstay	P•20
LIDSTAYHD	Lidstay - Heavy Duty	P•20
LO	Lid Organizer	P•10
LSDR, LSDF, LSDRDF	Loose Doors and/or Drawer Fronts	E•29
LTWR-PF	Linen Tower, Prepped for Foot	L•33
LTWR1D-PF	Linen Tower One Drawer, Prepped for Foot	L•34
LTWR2D-PF	Linen Tower Two Drawer, Prepped for Foot	L•36
M-BATTEN	Moulding, Batten	O•7
M-BATTENS	Moulding, Batten Small	O•7
M-BATTENTR	Moulding, Batten Traditional	O•7
M-BBFR8	Moulding, Baseboard Furniture	O•9
M-BBSC8	Moulding, Baseboard Sculpted	O•9
M-BBSHKR	Moulding, Baseboard Shaker	O•9
M-BBSHOE	Moulding, Baseboard Shoe	O•9
M-BBSW8	Moulding, Baseboard Swooped	O•9
M-BBTR	Moulding, Baseboard Traditional	O•9
M-BP8	Moulding, Back Panel	O•9
M-CRCLST-C	Moulding, Crown Classic Tall with Cleat	O•2
M-CRCOT-C	Moulding, Crown Cornice Tall with Cleat	O•2
M-CRCOVE-C	Moulding, Crown Cove with Cleat	O•2
M-CRCOVES	Moulding, Crown Cove Small	O•2
M-CRFOL-C	Moulding, Crown Full Overlay with Cleat	O•3
M-CRINS8	Moulding, Crown Insert	O•4
M-CRS	Moulding - Crown - Small	O•3
M-CRSA	Moulding - Crown - Straight Angle	O•3
M-CRSA-C	Moulding - Crown - Straight Angle w/Cleat	O•3
M-CRSAS-C	Moulding - Crown - Straight Angle Small w/Cleat	O•3
M-CRSAT-C	Moulding - Crown - Straight Angle Tall w/Cleat	O•3
M-CRSCLPTT	Moulding, Crown Sculpted Tall	O•4
M-CRSHKR	Moulding, Crown Shaker	O•3
M-CRSIM8	Moulding, Crown Simplicity	O•2
M-CRSSF-C	Moulding, Crown Starter Soffit Filler with Cleat	O•2
M-CRSTR-C	Moulding, Crown Starter with Cleat	O•2
M-CRSTRS-C	Moulding, Crown Starter Shaker with Cleat	O•2
M-CRSWT	Moulding, Crown Solid Wood Tall	O•4
M-CRTR	Moulding, Crown Traditional	O•3
M-CRTRM	Moulding, Crown Traditional Medium	O•4
M-CRTRS	Moulding, Crown Traditional Small	O•2
M-CRV	Moulding, Countertop Edge Bevel	O•3
M-CTEB	Moulding, Countertop Edge Contemporary	O•6
M-CTEC8	Moulding, Countertop Edge Round	O•7
M-CTED8	Moulding, Countertop Edge Drop Step	O•7
M-CTEE8	Moulding, Countertop Eased Edge	O•6
M-CTER8	Moulding, Countertop Edge Traditional	O•6
M-CTES8	Moulding, Countertop Edge Square	O•7
M-CTET8	Moulding, Diagonal Corner	O•6
M-DC	Moulding, Dentil	N•16
M-DENTIL8	Moulding, Inside Corner	O•5
M-IC	Moulding, Inside Corner D	O•8
M-ICMD	Moulding, Insert Traditional	O•8
M-INSTR8	Moulding, Library	O•5
M-LBR8	Moulding, Large Outside Corner D	O•6

Index

Code	Description	Page
M-LOSCD	Moulding, Light Rail	O•8
M-LR	Moulding, Light Rail Cap	O•4
M-LRCAP	Moulding, Light Rail Concave Flush	O•4
M-LRCNVF	Moulding, Light Rail Cabinet Panel Edge	O•5
M-LRCPE	Moulding, Light Rail Cabinet Panel Edge Square	O•8
M-LRCPES8	Moulding, Light Rail Furniture Base	O•9
M-LRFB8	Moulding, Light Rail Insert Contemporary	O•5
M-LRINLRC8	Moulding, Light Rail Small	O•5
M-LRS	Moulding, Light Rail Traditional	O•5
M-LRT	Moulding, Light Rail Valley Forge	O•5
M-LRVFR8	Moulding, Large Scribe	O•5
M-LSCRIBE8	Moulding - Large Scribe	O•7
M-MF8	Moulding, Mirror Frame	O•6
M-OC	Moulding, Outside Corner	O•8
M-OCA	Moulding, Outside Corner Angled 135°	O•8
M-OGEE	Moulding, Ogee	O•5
M-QR	Moulding, Quarter Round	O•8
M-SB8	Moulding, Single Bead	O•6
M-SBE	Moulding, Single Bead Edge	O•6
M-SBP8	Moulding, Single Bead Pilaster	O•6
M-SCRIBE	Moulding, Scribe	O•7
M-SHAPE8S	Moulding, Shape	O•7
M-SHOE8	Moulding, Shoe	O•8
M-SOFFITA8	Moulding, Soffit A	O•5
M-SOFFITE	Moulding, Soffit E	O•4
M-SOFFITM	Moulding, Soffit M	O•4
M-SOFFITT	Moulding, Soffit T	O•4
M-ST	Moulding Stacked Kits	O•10
M-T	Moulding, Trim	O•4
M-TBE	Moulding, Triple Bead Edge	O•6
M-TK8WD	Moulding, Toekick, Wood	N•13
M-TKC	Moulding, Toekick Cap	N•13
M-UPM8	Moulding, Under Panel	O•9
M-WCT	Moulding, Window Casing Traditional	O•8
M-WSCRIBE	Moulding, Wide Scribe	O•7
MAGCATCHINSET	Magnetic Catch Inset	P•17
MFO	Modified Full Overlay	E•6
MI	Matching Interior	E•29
MIXFHK	Base Mixer Kit	P•10
NBO	Inset Non-Beaded Overlay	E•28
NHR	No Hinge Route	E•30
NOO	No Overlay	E•30
OBRB	Open Bottom Rail Base	E•30
OCD	Outlet Cover, Double	O•33
OCD-S	Oven Cabinet Double	K•30
OCINSTALLKIT	Oven Installation Kit	P•19
OCMW-S	Oven Cabinet Microwave	K•12
OCS	Outlet Cover, Single	O•33
OCS3D-S	Oven Cabinet Single	K•21
OCS-S	Oven Cabinet Single with Three Drawers	K•26
OCSMW-S	Oven Cabinet Single with Microwave	K•16
OONLY	Overlay Only	E•30
ORGIKDIVSNG	Organization Kit, Drawer Divider Single	P•6
ORGK1	Organization Kit, Flatware Insert	P•5
ORGK3	Organization Kit, Flatware Adjustable Insert	P•5
ORGK5	Organization Kit, Odds and Ends Insert	P•5
ORGK7	Organization Kit, Utensils Insert	P•6
ORGKDDRCON	Organization Kit, Deep Drawer Connector	P•7
ORGKDDRWDIV	Organization Kit, Deep Drawer Divider	P•6
ORGKDIVDBL	Organization Kit, Drawer Divider Double	P•6
ORGKDPDIV	Organization Kit, Drawer Divider	P•6
ORGKDPSIDERL	Organization Kit, Deep Drawer Side Rail	P•6
ORGKFOILDISP	Organization Kit, Foil Dispenser	P•7
ORGKKNIFEHLDR	Organization Kit, Knife Holder	P•7
ORGKPLTHLDR	Organization Kit, Plate Holder	P•7
ORGKSPICE	Organization Kit, Spice	P•7
ORGKTRAYL	Organization Kit, Tray, Long	P•6
ORGKTRAYM	Organization Kit, Tray, Medium	P•6
ORGKTRAYS	Organization Kit, Tray, Small	P•6
ORGKWRAPDISP	Organization Kit, Wrap Dispenser	P•7
PAINTQUART	Quart of Paint	C•8

Code	Description	Page
PDM	Premium Door Mechanism	F•1
PDO, PDOPOSTS	Pegged Dish Organizer	P•10
PEGS	Faux Square Peg	E•7
PFBP	Prep for Finished Bottom with Panel	E•31
PM	Prairie Mullion Door	F•1
PNL.25-BB	Panel, Beadboard, 1/4"	N•13
PNL.25-WD	Panel, Wood, 1/4"	N•13
PNLC-DDE	Panel, Custom Decorative Door Endr	N•20
PNLC.25-BB	Panel, Custom, Beadboard, 1-Sided, 1/4"	N•14
PNLC.25-LMN	Panel, Custom, Laminate Natural, 1-sided, 3/16"	N•14
PNLC.25-WD	Panel, Custom, Wood, 1/4"	N•14
PNLC.5-LMNV	Panel, Custom, Laminate Natural 1 Side, Veneer 1 Side, 1/2"	N•14
PNLC.5-WD	Panel, Custom, Wood, 2-Sided, 1/2"	N•14
PNLC.75-LMN	Panel, Custom, Laminate Natural, 2-sided, 3/4"	N•14
PNLC.75-SEWD	Panel, Custom, Specify Finished Edges, Wood - 2-Sided, 3/4"	N•14
PNLC.75-SW	Panel, Custom, Solid Wood, 3/4"	N•15
PNLCWAIN	Panel Custom - Wainscoting	N•19
PPP	Pots and Pans Pull-out	P•10
PPPKADJDIV	Pots and Pans Pull-out Kit with Adjustable Dividers	P•15
PRE	Profiled Edge	E•32
PTOWB	Push to Open Wastebasket	E•32
PWT	Pantry Walk-Through	J•24
R-ACAN	Rosette, Acanthus	O•21
R-ACANR	Rosette, Acanthus Round	O•18
R-TRADR	Rosette, Traditional Round	O•18
RFLUTE	Rosette Fluting	E•33
RFLUTE, CRFLUTE	Rosette Fluting on Fillers	E•33
RMR	Relocate Middle Rail	E•34
RPE	Recessed or Raised Panel End	E•11
RTK	Recessed Toekick	E•34
RTK-ETUP	Roll Tray Kit	P•11
RTK6	Recessed Toekick, 6"	E•34
S-.75SLMN	Shelf, Laminate Natural or Wood, 3/4"	N•15
S-.75SSW	Shelf, Solid Wood, 3/4"	N•15
S-CRN3012	Shelf, Corner	O•21
S-FL	Shelf, Floating	G•52
S-FL2410R	Shelf, Floating, Rustic	O•21
S-FL3610R	Shelf, Floating Corner	O•21
S-FLCRN3010	Shelf, Floating Corner, Rustic	O•21
S-KTG	Shelf Kit, Glass	P•9
S-KTGWD, S-KTGWDP	Shelf Kit - Glass (Wall Diagonal, Wall Diagonal Peninsula)	P•9
SB	Sink Base	I•18
SBB	Sink Base Blind	I•25
SB-TO	Sink Base with Tip-out Tray	I•18
SBD	Sink Base Diagonal	I•21
SBD-FH	Sink Base Diagonal with Full Height Door	I•22
SBD-FRT	Sink Base Diagonal Front Only	I•23
SBD-TO	Sink Base Diagonal with Tip-out Tray	I•22
SBDBPNL	Sink Base Diagonal Bottom Panel Only	I•23
SBER36	Sink Base Easy Reach	I•28
SBIV	Sink Base Inverted	I•20
SBSC	Sink Base SuperCabinet	I•19
SBSC-TO	Sink Base SuperCabinet with Tip-out Trays	I•20
SBTA	Sink Base with Tall Apron	I•21
SCPDRW	Scooped Drawer	E•35
SDRWS	Split Drawers	E•7
SEBK	Side Extended Back	E•12
SED	Side Extended Down	E•12
SGLPN	Single Panel Tall Door	E•7
SHELFPEGS	Shelf Peg	P•17
SHLFPD36C	Shelf Pull Down, Chrome	P•15
SM	Shaker Mullion Door	F•1
SPACERBLK	Spacer Block	P•17
SPCD	Switch Plate Cover, Double	O•33
SPCDR	Switch Plate Cover, Double Rocker	O•33
SPCS	Switch Plate Cover, Single	O•33
SPCSR	Switch Plate Cover, Single Rocker	O•33
SPICEINPO	Spice Insert, Pantry Pull-out	P•12
SPICEINTIER	Spice Insert, Tiered	P•12

Code	Description	Page
SRCH-C	Spice Rack, Chrome	P•12
SRT	Scooped Roll Tray	E•35
SRTK	Scooped Roll Tray Kit	P•11
SSCMATTESH	Lacquer Spray Can, Matte	C•8
SSCSATINSH	Lacquer Spray Can, Satin	C•8
STAINQRTKIT	Stain Quart Kit	C•8
STORB	Storage Open Rail Base	E•35
STR	Sliding Towel Rack	P•11
STRTHEATSHIELD, STRTHSHIELDSS	Straight Heat Shields	P•19
TA	Tall Align	E•36
TBCF	Tall Box Column Filler	N•6
TD	Tray Divider (Modification)	E•36
TDRO	Tray Divider Roll-out	P•13
TDS	Tray Divider, Specify	P•12
TEP-WD	Tall End Panel, Wood	N•11
TEPDC	Tall End Panel Diagonal Corner	N•16
TEPF-FPE	Tall End Panel with Attached Filler, Furniture Ends	N•12
TEPF-WD	Tall End Panel with Attached Filler, Wood	N•11
TEPFA-WD	Tall End Panel with Attached Filler, Angled, Wood	N•9
TEPFFA-WD	Tall End Panel with Attached Filler, Flush Appliance, Wood	N•11
TEPFFAOL3-WD	Tall End Panel with Attached Filler, Flush Appliance, Overlay, Wood	N•10
TEPFOL-WD	TallEnd Panel with Attached Filler and Overlay, Wood	N•10
TES-BB	Tall End Skin, Beadboard	N•13
TES-WD	Tall End Skin, Wood	N•12
TFOL	Tall Filler with Overlay	N•3
TKP	Toekick Pedestal	E•37
TOEKICKVAC	Toekick Vacuum	P•16
TOT	Tip-out Tray	P•8
TOTS-SS	Tip-out Tray, Slim Stainless Steel	P•8
TOUCHLATCH	Touch Latch	P•21
TP, TG	Transom Door	F•2
TUK	Touch-up Kit	C•8
TWEP-WD	Tall Wall End Panel, Wood	N•10
TWEPF-WD	Tall Wall End Panel with Attached Filler, Wood	N•10
TWEPFOL3-WD	Tall Wall End Panel with Attached Filler, Overlay, Wood	N•9
U	Utility	J•6
U-RT	Utility with Roll Trays	J•15
U-SOP	Utility with Swing-out Pantry	J•22
U3D	Utility with Three Drawers	J•11
U4D	Utility with Four Drawers	J•13
UDRTK	U-shaped Deep Roll Tray Kit	P•9
UDRW	U-shaped Drawer	E•37
UDRWBOXONLY	U-shaped Drawer Box Only	P•8
UEDZ-9	Utility End Drop Zone	J•33
UEO-6	Utility End Organizer	J•27
UPP	Utility Pantry Pull-out	J•20
URT	U-shaped Roll Tray	E•38
URTK	U-shaped Roll Tray Kit	P•9
UW	Utility Wall	J•2
VAL.FA	Valance, Furniture Style A	O•18
VAL.FD	Valance, Furniture Style D	O•19
VAL.FE	Valance, Furniture Style E	O•19
VAL.FF	Valance, Furniture Style F	O•19
VAL.FH	Valance, Furniture Style H	O•19
VAL.FJ	Valance, Furniture Style J	O•20
VAL.FK	Valance, Furniture Style K	O•20
VAL.RCA	Valance Recessed Panel Arch	O•18
VAL.RPA	Valance Raised Panel Arch	O•18
VAL.S	Valance, Style S	O•20
VAL.SO	Valance, Style S Overlay	O•20
VB	Vanity Base	L•4
VB-FH	Vanity Base with Full Height Doors	L•5
VB-HFH	Vanity Base with Hamper, Full Height Door	L•18
VB1D-PF	Vanity Base with One Drawer, Prepped for Foot	L•32
VB3D	Vanity Base Three Drawer	L•19
VB4D	Vanity Base Four Drawer	L•19
VBCF	Vanity Box Column Filler	N•5
VCB3D	Vanity Collection B with Three Drawers	L•13
VCC3D	Vanity Collection C with Three Drawers	L•16
VCC4D	Vanity Collection C with Four Drawers	L•17
VCD6D	Vanity Collection D with Six Drawers	L•14
VCD8D	Vanity Collection D with Eight Drawers	L•15
VCE	Vanity Collection E	L•8
VCQ3D-FP	Vanity Collection Q with Three Drawers, False Panel	L•9
VCQ4D-FP	Vanity Collection Q with Four Drawers, False Panel	L•11
VCRR-C	Vanity Roll-out Rack, Chrome	P•13
VDL32WD	Vanity Desk Leg, Wood	N•13
VES30BB	Vanity End Skin, Beadboard	N•13
VES32WD	Vanity End Skin, Wood	N•12
VGPOKIT12	Vanity Grooming Pull-out Kit	L•38
VLSO	Vanity L-shaped Organizer	E•38
VMFCS	Vanity Mirror Frame Channel	L•38
VMFS	Vanity Mirror Frame	L•38
VPP12	Vanity Pantry Pull-out	L•6
VPPK12	Vanity Pantry Pull-out Kit	P•13
VR	Valance Rail	E•39
VSB	Vanity Sink Base	L•6
VSB-UPOC	Vanity Sink Base with U-shaped Pull-out Trays, Chrome	L•8
VSB2ED-UDPF	Vanity Sink Base with Two Equal Drawers, U-shaped Drawer, Prepped for Foot	L•32
VSB3D-PFFP	Vanity Sink Base Three Drawer, Prepped for Foot with False Panel	L•31
VTK	Void Toekick	E•40
VW	Vanity Wall	L•2
VW-OS	Vanity Wall with Open Shelf	L•37
VW-OSU	Vanity Wall with Open Shelf Upper Section	L•37
VW-5M	Vanity Wall Mirror	L•2
VW-TB	Vanity Wall with Towel Bar	L•37
VWB	Vanity Wastebasket	E•40
VWH	Vanity Wall Hung	L•26
VWH-UPOC	Vanity Wall Hung with U-shaped Pull-out Trays, Chrome	L•27
VWH2D	Vanity Wall Hung Two Drawer	L•27
VWH2D-FP	Vanity Wall Hung Two Drawer with False Panel	L•28
VWH2ED--UDPO	Vanity Wall Hung Two Equal Drawers with U-shaped Drawer, Pull-out	L•30
VWH2ED-UD	Vanity Wall Hung Two Equal Drawers with U-shaped Drawer	L•29
VWHC2ED-UD	Vanity Wall Hung Console Two Equal Drawers with U-shaped Drawer	L•28
VWRM	Vanity Wall Recessed Medicine	L•2
VWRM-4M	Vanity Wall Recessed Medicine with Mirror	L•3
VWRM-4MTV	Vanity Wall Recessed Medicine with Mirror Tri-view	L•3
W	Wall	G•2
W-24	Wall, 24" Deep	G•31
W-24SWO	Wall Swing-out	G•32
W-SHLFPD	Wall Shelf Pull Down	G•61
W-SSWO	Wall Spice Swing-out	G•60
W2D-18	Wall Two Drawer	G•16
WAE	Wall Angle End	G•48
WAED	Wall Angle End Double Door	G•48
WAG	Wall Appliance Garage	G•17
WAG-18	Wall Appliance Garage, 18" High	G•58
WAG-PD	Wall Appliance Garage with Pocket Doors	G•19
WAG-18PD	Wall Appliance Garage with Pocket Doors, 18" High	G•59
WAGVL	Wall with Appliance Garage Vertical Lift	G•28
WAGVL-18	Wall with Appliance Garage Vertical Lift, 18" High	G•60
WAIN	Wainscoting	N•18
WB	Wall Blind	G•33
WBC-POOL	Wall Box Column Pull-out with Overlay	G•61
WBCF	Wall Box Column Filler	N•4
WBST	Wall Blind Stacked	G•38
WCD	Wood Cutlery Divider	P•4
WCUBH	Wall Cubby Horizontal	G•54
WCUBH3D	Wall Cubby Horizontal with Drawers	G•55
WCUBV	Wall Cubby Vertical	G•55
WCUBV3D	Wall Cubby Vertical with Drawers	G•55
WD	Wall Diagonal	G•44

Index

Code	Description	Page
WD-LS-PW	Wall Diagonal with Lazy Susan, Plywood	G•45
WDAG	Wall Diagonal Appliance Garage	G•46
WDAG-LS-PW	Wall Diagonal Appliance Garage with Lazy Susan, Plywood	G•47
WDAG2424	Wall Diagonal Appliance Garage, 18" High	G•57
WDAGCB	Wall Diagonal Appliance Garage Cabinet Bottom	G•45
WDAGCB-LS-PW	Wall Diagonal Appliance Garage with Cabinet Bottom, Lazy Susan, Plywood	G•46
WDAGVL	Wall Diagonal Appliance Garage Vertical Lift	G•47
WEPDC	Wall End Panel Diagonal Corner	N•16
WEPF-WD	Wall End Panel with Attached Filler, Wood	N•7
WEPFA-WD	Wall End Panel with Attached Filler Angled, Wood	N•8
WEPFOL3-WD	Wall End Panel with Attached Filler, Overlay, Wood	N•9
WER	Wall Easy Reach	G•40
WES-BB	Wall End Skin, Beadboard	N•13
WES-WD	Wall End Skin, Wood	N•13
WESQR	Wall End Shelf Quarter Radius	G•56
WESR	Wall End Shelf Radius	G•56
WFOL	Wall Filler with Overlay	N•3
WFOLIAC	Wall Filler with Overlay Inside Angle Corner 135°	N•4
WGH	Wine Glass Holder	P•12
WHAFP	Wood Hood Arch Flat Panel	H•2
WHARP	Wood Hood Arch Raised Panel	H•2
WHASQ	Wood Hood Artisan Square	H•8
WHC	Wood Hood Chimney	H•3
WHCARP	Wood Hood Canopy Arch Raised Panel	H•4
WHCBS	Wood Hood Canopy Batten Straight	H•6
WHCRFST	Wood Hood Craftsman Straight	H•9
WHCSQ	Wood Hood Canopy Square	H•5
WHCT	Wood Hood Chimney Tall	H•3
WHCWMKT	Wood Hood Canopy Wall Mount Kit	H•12
WHLTP	Wood Hood Linear Tapered	H•10
WHCTPRF	Wood Hood Canopy Tapered with Removable Front	H•11
WHLGBRF	Wood Hood Legacy Batten with Removable Front	H•11
WHLGRF	Wood Hood Legacy with Removable Front	H•11
WHOMNI	Wood Hood Omni	H•10
WHSGM	Wood Hood Signature Mantel	H•10
WHSLPC	Wood Hood Shiplap Chimney	H•7
WHSLPS	Wood Hood Shiplap Straight	H•6
WHSLPSCB	Wood Hood Shiplap Straight with Corbels	H•6
WHSLPTP	Wood Hood Shiplap Tapered	H•7
WHSLPTPCB	Wood Hood Shiplap Tapered with Corbels	H•7
WHSMC	Wood Hood Simple Chimney	H•8
WHSMTP	Wood Hood Simple Tapered	H•7
WHSQ	Wood Hood Square	H•2
WHSQFP	Wood Hood Square Flat Panel	H•3
WHWFL	Wood Hood Waterfall	H•9
WIAC	Wall Inside Angle Corner 135°	G•50
WINELATM	Wine Lattice Material	G•53
WLSK	Wall Lazy Susan Kit	P•10
WLUBF	Wall Lift-up Bifold	G•12
WMC	Wall Message Center	G•51
WMOS-S	Wall Microwave Open Shelf	K•3
WMWS	Wall Microwave Shelf	K•2
WOAC	Wall Outside Angle Corner 135°	G•49
WOS	Wall Open Shelf	M•11
WPT-24RT	Wall Pantry Topper with Roll Trays	J•19
WS	Wide Stile	E•40
WSP	Wall Spice Pull-out	G•57
WSPK	Wall Spice Pull-out Kit	P•13
WST	Wall Stacked	G•23
WTCD	Wood Tiered Cutlery Divider	P•4
WTCD	Wood Tiered Cutlery Divider (Modification)	E•41
WTCDKCUP18	Wood Tiered Cutlery Divider Drawer with K-Cup Org	P•5
WTH	Wall Top Hinge	G•7
WTKCUPD	Wood Tiered K-Cup	E•41
WTR	Wall Transition	G•30
WTSE	Wood Top	N•16
WVL	Wall Vertical Lift	G•4
WWS	Wall Wine Storage	G•53
WWX	Wall Wine X	G•54

Description Index

Description	Code	Page
Add Center Stile	CS1	E•20
Add Drawer	ADRW	E•13
Add Toekick	ADDTK	E•12
Additional Shelf	AS	E•15
Adjustable Roll Trays	ART	E•15
Aluminum Frame Door	A	F•3
Angled Fluted/Plain Reversible Fillers	FAR	N•7
Angled Heat Shield	ANGLHEATSHIELD, ANGLHSHIELDSS	P•19
Appliance Cut-out with Floor	AF	E•13
Appliance Flush Installation with Floor	FI	E•25
Appliance Panel	APNL	N•22
Appliance Panel, Inset	APNL-IN	N•22
Applied Moulding	APM	E•14
Attach Toekick	ATTTK	E•15
Automatic Opening Mechanism Activation Switch	AOMCTSWITCH	P•16
Automatic Opening Mechanism Cable Clip	AOMCABLECLIP	P•16
Automatic Opening Mechanism Cable Connector	AOMCABLECONN	P•16
Automatic Opening Mechanism Cable End Protector	AOMCABLEPROT	P•16
Automatic Opening Mechanism for Door	AOMD	E•13
Automatic Opening Mechanism Universal Cable	AOMCABLE	P•16
Back Socket	BKSOCKET	P•17
Base Angle End Double 135°	BAED24	I•37
Base Angle End with Full Height Doors 45°	BAE24FH	I•37
Base Blind with Curved Pull-out with Full Height Door, Wood	BB-CPFH-WD	I•28
Base Blind with Curved Pull-out, Wood	BB-CP-WD	I•27
Base Blind with Pull-out	BB-PO	I•27
Base Blind	BB	I•26
Base Box Column Filler	BBCF	N•5
Base Box Column Pull-out with Overlay	BBC-POOL	I•40
Base Can and Wine Pull-out, Full Height Door	B-CWPFH	I•6
Base Can and Wine Pull-out	B-CWP	I•6
Base Cooking Center with Breadboard	BCKG-BB	I•17
Base Corner with Three Drawers	BCRN3D36	I•34
Base Cubby Vertical	BCUBV	0•0
Base Cubby Vertical with Drawers	BCUBV-D	0•0
Base Diagonal	BD	I•30
Base Diagonal with Lazy Susan, Plywood	BD36LS-PW	I•32
Base Easy Reach	BER36	I•29
Base Easy Reach with Adjustable Shelves	BER-AS	I•29
Base Easy Reach with Corner Drawer, Lazy Susan, Chrome	BERCRNID36LS-C	I•33
Base Easy Reach with Lazy Susan, Chrome	BER-LS-C	I•32
Base Easy Reach with Lazy Susan, Pull-out, Chrome	BER36LSPO-C	I•34
Base Easy Reach with Lazy Susan, Solid Wood	BER-LS-SW	I•31
Base Easy Reach with Reduced Shelf, Lazy Susan, Chrome	BER-REDSLS-C	I•31
Base Easy Reach with Reduced Shelves	BER-REDS	I•30
Base Easy Reach with Rotating Deep Bin	BER36RDB	I•33
Base End Panel	BEPWD	N•8
Base End Panel Diagonal Corner	BEPDC	N•16
Base End Panel with Attached Filler Angled, Wood	BEPFA3-WD	N•8
Base End Panel with Attached Filler, Wood	BEPF-WD	N•8
Base End Panel with Attached Filler, Flush Appliance, Overlay, Wood	BEPFFAOL3WD	N•9
Base End Panel with Attached Filler, Flush Appliance, Wood	BEPFFA-WD	N•8
Base End Panel with Attached Filler, Overlay, Wood	BEPFOL3-WD	N•9
Base End Panel, Wood	BEPWD	N•8
Base End Shelf Radius	BESR	0•0
Base End Skin, Beadboard	BESBB	N•13
Base End Skin, Wood	BESWD	N•12
Base Filler with Overlay Corner	BFOLC330	N•4
Base Filler with Overlay Inside Angle Corner 135°	BFOLIAC330	N•4
Base Filler with Overlay	BFOL	N•3
Base Four Drawer with Breadboard	B4D-BB	I•12
Base Four Drawer with Wood Tiered Cutlery Divider	B4D-WTCD	I•12
Base Four Drawer	B4D	I•11
Base Hutch	BHTH	0•0
Base Inside Angle Corner 135°, Full Height Doors	BIAC	I•39
Base Message Center	BMC24	0•0
Base Microwave Shelf with Deep Drawer	BMWS-DD	K•9
Base Microwave	BMW-S	K•11
Base Mixer Kit	MIXFHK	P•10
Base Outside Angle Corner 135°, Full Height Doors	BOAC-FH	I•38
Base Oven Cut-out	BOC-S	K•10
Base Pantry Pull-out	BPP	I•40
Base Pantry Pull-out Kit	BPPK	P•2
Base Pantry Pull-out with Container Organizers Kit	BPPCOK12	P•2
Base Pantry Pull-out with Container Organizers	BPP-CO	0•0
Base Pantry Pull-out with Spice Insert	BPP-SI	I•41
Base Pantry Pull-out with Tray Divider	BPP-TD	0•0
Base Pantry Pull-out with Tray Divider Kit	BPPTDK	P•2
Base Pantry Pull-out with Utensil Canisters Kit	BPPUK	P•2
Base Pantry Pull-out with Utensil Canisters, Knife Block	BPP-UK	I•41
Base Pantry Pull-out with Utensil Canisters, Knife Block Kit	BPPUKK12	P•2
Base Pantry Pull-out with Utensil Canisters	BPP-U	I•41
Base Peninsula Blind, Full Height Doors	BPB-FH	I•35
Base Peninsula Blind	BPB	I•35
Base Pots and Pans Pull-out	B-PPP	I•16
Base Pots and Pans Storage	B-PS	I•17
Base Pots and Pans Storage	BPS	P•10
Base Range Drop-in Platform	BRDP	I•24
Base Range Drop-in, Two Drawer	BRD2D	I•23
Base Range Drop-in, Two Reduced Drawers	BRD2RD	I•24
Base Range Drop-in	BRD	I•24
Base Range Top, Two Drawer	BRT2D	I•16
Base Six Drawer	B6D	I•12
Base Stacked Two Drawer with Roll Trays	BST2D-RT	I•8
Base Stacked Two Drawer	BST2D	I•8
Base SuperCabinet Gourmet	BSCG	I•10
Base SuperCabinet	BSC30	I•9
Base Three Drawer with Breadboard	B3D-BB	I•14
Base Three Drawer with File Drawer	B3D-FD	0•0
Base Three Drawer with Warming Drawer	B3D-WD	K•8
Base Three Drawer with Wood Tiered Cutlery Divider	B3D-WTCD	I•12
Base Three Drawer	B3D	I•13
Base Transition	BTR12	I•37
Base Two Drawer with File Drawer Double	B2D-FDD	M•10
Base Two Drawer with Roll Tray, Pegged Dish Organizer	B2D36RTPDO	I•16
Base Two Drawer with Roll Tray	B2D-RT	I•15
Base Two Drawer	B2D	I•16
Base Wall	BW	I•11
Base Waste Basket with Breadboard	BWB-BB	0•0
Base Wastebasket Double Bin with Roll Tray, Full Height Door	BWBD-RTFH	0•0
Base Wastebasket with Paper Towel Holder, Full Height Door	BWB-PTFH	I•46
Base Wastebasket with Paper Towel Holder	BWB-PT	I•46
Base Wastebasket with Wood Tired Cutlery Divider	BWB-WTCD	0•0
Base Wastebasket, Full Height Door	BWB-FH	0•0

Index

Description	Code	Page
Base Wastebasket	BWB	I•43
Base with Breadboard	B-BB	I•3
Base with Food Storage Container Organizer	B-FSCO	I•5
Base with Full Height Door	B-FH	I•7
Base with KCUP Drawer, Roll Trays	B18KCUPRT	I•5
Base with KCUP Drawer	B18KCUP	I•5
Base with Mixer Shelf, Full Height Door	B-MIXFH	I•39
Base with Roll Trays, Lid Organizer	B-RTLO	I•17
Base with Roll Trays, Wood Tiered Cutlery Divider	B-RTWTCD	I•4
Base with Roll Trays	B-RT	I•3
Base with Tray Divider Roll Out	B-TDRO	I•36
Base with Tray Divider, Full Height Door	B-TDFH	I•36
Base with Tray Divider	B-TD	I•36
Base with Wood Tiered Cutlery Divider	B-WTCD	I•4
Base	B	I•2
Beadboard Back Interior	BBKI	E•15
Beadboard Side	BBSL	E•8
Blower	BLOWER	H•12
Breadboard Kit	BBOARDK	P•10
Broom Clip	BRMCLP	P•13
Bumper Pads, Stem	BUMPERSTEM10	P•17
Bumper Pads	BUMPERPADS	P•21
Cabinet Box Only	CBO	E•16
Cabinet Case Only	CCO	E•17
Cabinet Cleaning Kit	CABCLEANKIT	P•21
Cabinet Front Only	CFNTO	E•18
Cabinet No Door	CND	E•20
CabMat	CABMAT, CABMATV	P•15
CabMat	CMAT	E•19
Change Depth	CD	E•17
Change Height	CH	E•18
Change Width	CW	E•20
Charging Drawer	CHGDRW	E•19
Classic Mullion Door	CM	F•1
Combine Cabinets	CCAB	E•16
Conversion	CONVERSION	H•12
Cooking Utensil Divider Diagonal	CUDD	P•4
Cooking Utensil Divider	CUD	P•3
Corbel, Art, 9"	C-ART9	O•23
Corbel, Classic Revival, 14"	C-CLSREV14	O•23
Corbel, Classic Revival, 9"	C-CLSREV9	O•22
Corbel, Cosmo	C-COS	O•24
Corbel, Cosmo 13"	C-COS13D	O•23
Corbel, Craftsman Open	C-CRAFT12OP	O•22
Corbel, Craftsman, 10"	C-CRAFT10	O•22
Corbel, Craftsman, 12"	C-CRAFT12	O•22
Corbel, Craftsman	C-CRAFT	O•22
Corbel, Mission 9"	C-MIS9	O•24
Corbel, Old World	C-OWD5	O•24
Corbel, Scroll 13"	C-SCROLL13	O•22
Corbel, Scroll 9"	C-SCROLL9	O•22
Corbel, Shaker 14"	C-SHKR14	O•23
Corbel, Shaker 7"	C-SHKR7	O•23
Corbel, Snack Bar	C-SB	O•22
Corbel, Traditional Open	C-TRADOP	O•23
Corbel, Triad 6"	C-TRIAD6	O•23
Cut-for-glass Door	CG	E•4
Decorative Door on End	DDE	E•8
Decorative Hardware	H	P•22
Deep Roll Tray Kit	DRTK-ETUP	P•11
Deep Roll Tray	DRT	E•21
Desk Box Column Filler	DBCF	N•5
Desk Easy Reach	DER	M•10
Desk File Drawer	D-FD	M•9
Desk Filler with Overlay Inside Angle Corner 135°	DFOLIAC329	N•4
Desk Filler with Overlay	DFOL	N•3
Desk Organizer	DORG-9	G•52
Desk Three Drawer with File Drawer	D3D-FD	I•47
Desk Three Drawers with File Drawer, Flush Toekick	D3D-FDFTK	M•9
Desk Two Drawer with File Drawer Double, Flush Toekick	D2D-FDDFTK	M•9
Desk Two Drawer with File Drawer Double	D2D-FDD	M•10
Desk Under-counter Drawer	DUCD	L•20
Desk Under-counter Drawer, Trimmable, 21" Deep	DUCDT-21	L•21
Desk Under-counter Drawer, Trimmable, 24" Deep	DUCDT-24	L•22
Desk with Flush Toekick	D-FTK	M•8
Desk with Flush Toekick, Full Height Door	D-FTKFH	M•8
Door Only	DOORONLY	N•14
Drawer Box Power Outlet	DRWPWR1	P•5
Drawer Front Flat 5-piece with Slab Top	DFF5PCST	E•5
Drawer Front Flat 5-piece	DFF5PC	E•4
Drawer Front Only	DRWFRTONLY	N•15
Drawer Front Raised 5-piece with Slab Top	DFR5PCST	E•5
Drawer Front Raised 5-piece	DFR5PC	E•5
Drawer Front Slab Top	DFSLBT	E•6
Drawer Front Slab	DFSLB	E•6
Drawer Guide Box Locks	DGBOXLOCK	P•17
Drawer Guide Kit, Full Extension Side Mount	DGK-D2DDFX	P•19
Drawer Guide Kit, Full Extension Undermount	DGKIT	P•18
Drawer, Secured	DRWSC	E•21
Edgeband Panels and Shelves	EB	E•22
Edgeband Panels	EB.ALL	E•22
Edgebanding	EDGEBAND	P•19
End Craft, 35" Deep	END-CRAFT	O•32
End Wide Bottom Rail	END-WBR	O•32
End X	END-X	O•31
Extended Down	EXD	E•22
Extended Stile w/Overlay	EXO	E•23
Extended Stile	EX	E•22
Extended Up	EXU	E•23
EZ-Org Modular Pull-out	EZORG	P•12
Face Frame Only	CFRMO	E•18
False Panel Clip	FALSEPNLCLIP5O, PFALSEPNLCLIP5O	P•17
False Panel	FP	E•27
Faux Square Peg	PEGS	E•7
Filler Corner	FC	N•2
Filler Return	F1D	N•2
Filler, Inside Angle Corner	FIAC	N•2
Filler, Angled	FA	N•7
Filler, Tall	F	N•2
Filler	F	N•2
Filler	F-96	N•2
Filter Charcoal	FILTERCHAR	H•12
Finial Hinges	FH	E•6
Finish - Glaze Pen	GLAZEPEN	C•8
Finish Edges	FE	E•25
Finished End	FL, FR	E•8
Flush Finished Void	FFV	E•25
Flush Toekick	FTK	E•27
Fluting on Fillers	FLUTE, CFLUTE	E•26
Fluting	FLUTE	E•26
Food Storage Container Organization Pull-out Kit	FSCOK	P•2
Foot, Metal	FT-METAL	O•27
Foot, Cosmo	FT-COS	O•25
Foot, Craftsman Corner	FT-CRAFTC	O•26
Foot, Craftsman	FT-CRAFT	O•26
Foot, Craftsman	FT-CRAFT6	O•26
Foot, French Country	FT-FRNCNTY	O•26
Foot, Kensington	FT-KENS	O•26
Foot, Lille Fluted	FT-LIFLUTE	O•24
Foot, Lille	FT-LI	O•24
Foot, Madeline	FT-MADE	O•26
Foot, Madison	FT-MAD	O•26
Foot, Metro	FT-METRO	O•27
Foot, Pedestal Corner	FT-PEDC	O•25
Foot, Pedestal Left	FT-PEDL	O•25
Foot, Pedestal Return Left	FT-PEDRETL	O•25

Description	Code	Page
Foot, Pedestal Return Right	FT-PEDRETR	O•25
Foot, Pedestal Right	FT-PEDR	O•25
Foot, Queen Anne Scroll	FT-QASCROLL	O•27
Foot, Queen Anne	FT-QA	O•27
Foot, Round Bun	FT-RDBUN	O•24
Foot, Square	FT-SQ4	O•25
Foot, Tapered 2-Sided	FT-TP2S	O•26
Foot, Tapered 4-Sided	FT-TP4S	O•25
Foot, Tulip Square	FT-TULIPSQ	O•25
Foot, Tulip Toekick	FT-TULIPTK	O•25
Foot, Tulip	FT-TULIP	O•24
Full Depth Shelf with Roll Tray Bottom	FDSRTBTM	E•24
Full Depth Shelf	FD	E•23
Full Depth Shelves with Roll Tray	FDSRT	E•24
Functional Door on End	FD	E•9
Furniture Base Drawer	FB1D	0•0
Furniture Drawer	F-RETURNLMN	0•0
Furniture Entry Ensemble Base Open	FEEBO	M•2
Furniture Entry Ensemble Base with One Drawer	FEEB1D	M•2
Furniture Entry Ensemble Locker Wall	FEELW	M•3
Furniture Entry Ensemble Stacked Wall with Message Center	FEESTMC	M•4
Furniture Entry Ensemble Stacked Wall	FEEST	M•4
Furniture Entry Ensemble Tall with One Drawer	FEET1D	M•2
Furniture Plywood End	FPE	E•9
Furniture Tall Bookcase	FTBK	M•19
Furniture Tall Bookcase with Desk Height Doors	FTBKDD	M•17
Furniture Tall Bookcase with Doors	FTBKD	M•15
Furniture Wall Bookcase	FWBK	M•13
Gallery Mullion Door	GM	F•1
Glass Insert Clips	GLSINSCLIPADJ	P•17
Hamper Kit, Chrome	HAMPERK18C	P•14
Hamper Kit, White	HAMPERK18W	L•38
Hearth Liner	HTHL	H•22
Hearth Mantel Reduced Width	HTHMRW	H•19
Hearth Mantel	HTHM	H•20
Hearth Pier with Pull-out, 21" Deep	HTHP-PO	H•18
Hearth Pier, 21" Deep	HTHP	H•18
Hearth Pier, 9" Wide, 36" High, 21" Deep	HTHP93621	H•19
Hearth Shelf	HTHS	H•21
Hinge Inset Finial	HNGIF	P•20
Hinge Plate	HNGPLTEPIN, HNGPLTFFIN	P•21
Hinge Restrictor Clip, Inset	HNGRESCLIPIN	P•20
Hinge Restrictor Clip, WTH	HNGRESCLIPSL	P•21
Hinge Restrictor Clip	HNGRESCLIP	P•20
Hinge Shim	HNGSHIM	P•17
Hinge	HNG170, HNG107PO, HNG90INSCNR, HNG107FM, HNG107FO, HNG170IN, HNGCIN, HNGMIRROR, HNGSCISSOR	P•20
Inset Beaded Overlay	IBO	E•28
Inset Non-Beaded Overlay	NBO	E•28
Inset Panel End	IPE	E•10
Inverted Face	INVF	E•29
Inverted Stile	INVS	E•29
Lacquer Spray Can, Matte	SSCMATTESH	C•8
Lacquer Spray Can, Satin	SSCSATINSH	C•8
Leg - Sumter	L-SUMTER5	O•31
Leg, English Country, 5"	L-ENGCNTY5	O•29
Leg, Tapered 4-Sided	L-TP4S	O•28
Leg, English Country	L-ENGCNTY	O•29
Leg, Estate Small	L-ESTATES	O•30
Leg, Estate	L-ESTATE	O•30
Leg, Flute	L-FLUTE	O•30
Leg, French Country Square 2 Large	L-FRNCNTY2L	O•30
Leg, French Country Square	L-FRNCNTYSQ	O•30
Leg, Gaelic, 6"	L-GAELIC6	O•30
Leg, Madeline	L-MADE	O•29
Leg, Metro 3	L-METRO3	O•30
Leg, Metro	L-METRO	O•30
Leg, Mission	L-MIS	O•27
Leg, Nouveau Tall	L-NOUT	O•31
Leg, Nouveau	L-NOU	O•31
Leg, Rope	L-DISRP	O•27
Leg, Spool Small	L-SPOOLS	O•27
Leg, Spool	L-SPOOL	O•27
Leg, Square Tall, 3"	L-SQT3	O•28
Leg, Square Tall, 4"	L-SQT4	O•28
Leg, Square Tall, 5"	L-SQT5	O•28
Leg, Square Tall, 6"	L-SQT6	O•28
Leg, Square, 2"	L-SQ2	O•29
Leg, Square, 3"	L-SQ3	O•29
Leg, Square, 4"	L-SQ4	O•29
Leg, Square, 5"	L-SQ5	O•29
Leg, Square, 6"	L-SQ6	O•29
Leg, Tapered 2-Sided	L-TP2S	O•28
Lid Adjustable Divider Pull-out Kit	LIDADJDIVPK12	P•10
Lid Organizer	LO	P•10
Lidstay - Heavy Duty	LIDSTAYHD	P•20
Lidstay	LIDSTAY	P•20
Linen Closet Hamper Liner	LCHAMPERLNR	P•15
Linen Tower One Drawer, Prepped for Foot	LTWR1D-PF	L•34
Linen Tower Two Drawer, Prepped for Foot	LTWR2D-PF	L•36
Linen Tower, Prepped for Foot	LTWR-PF	L•33
Linen with Door Rack, Chrome	L-DR-C	L•24
Linen with Door Rack, Hamper, Chrome	L-DRH-C	L•25
Linen with Drawer, Removable Hamper	L1D-H	L•25
Linen with Drawer	L1D-ALV	L•25
Linen	L-3	L•22
Loose Doors and/or Drawer Fronts	LSDR, LSDF, LSDRDF	E•29
Magnetic Catch Inset	MAGCATCHINSET	P•17
Matching Interior	MI	E•29
Modified Full Overlay	MFO	E•6
Moulding - Crown - Small	M-CRS	O•3
Moulding - Crown - Straight Angle Small w/Cleat	M-CRSAS-C	O•3
Moulding - Crown - Straight Angle Tall w/Cleat	M-CRSAT-C	O•3
Moulding - Crown - Straight Angle w/Cleat	M-CRSA-C	O•3
Moulding - Crown - Straight Angle	M-CRSA	O•3
Moulding - Large Scribe	M-LSCRIBE8	O•7
Moulding Stacked Kits	M-ST	O•10
Moulding, Back Panel	M-BP8	O•9
Moulding, Baseboard Furniture	M-BBFR8	O•9
Moulding, Baseboard Sculpted	M-BBSC8	O•9
Moulding, Baseboard Shaker	M-BBSHKR	O•9
Moulding, Baseboard Shoe	M-BBSHOE	O•9
Moulding, Baseboard Swooped	M-BBSW8	O•9
Moulding, Baseboard Traditional	M-BBTR	O•9
Moulding, Batten Small	M-BATTENS	O•7
Moulding, Batten Traditional	M-BATTENTR	O•7
Moulding, Batten	M-BATTEN	O•7
Moulding, Countertop Eased Edge	M-CTEE8	O•6
Moulding, Countertop Edge Bevel	M-CRV	O•3
Moulding, Countertop Edge Contemporary	M-CTEB	O•6
Moulding, Countertop Edge Drop Step	M-CTED8	O•7
Moulding, Countertop Edge Round	M-CTEC8	O•7
Moulding, Countertop Edge Square	M-CTES8	O•7
Moulding, Countertop Edge Traditional	M-CTER8	O•6
Moulding, Crown Classic Tall with Cleat	M-CRCLST-C	O•2
Moulding, Crown Cornice Tall with Cleat	M-CRCOT-C	O•2
Moulding, Crown Cove Small	M-CRCOVES	O•2
Moulding, Crown Cove with Cleat	M-CRCOVE-C	O•2
Moulding, Crown Full Overlay with Cleat	M-CRFOL-C	O•3
Moulding, Crown Insert	M-CRINS8	O•4
Moulding, Crown Sculpted Tall	M-CRSCLPTT	O•4
Moulding, Crown Shaker	M-CRSHKR	O•3
Moulding, Crown Simplicity	M-CRSIM8	O•2
Moulding, Crown Solid Wood Tall	M-CRSWT	O•4
Moulding, Crown Starter Shaker with Cleat	M-CRSTRS-C	O•2

Index

Description	Code	Page
Moulding, Crown Starter Soffit Filler with Cleat	M-CRSSF-C	O•2
Moulding, Crown Starter with Cleat	M-CRSTR-C	O•2
Moulding, Crown Traditional Medium	M-CRTRM	O•4
Moulding, Crown Traditional Small	M-CRTRS	O•2
Moulding, Crown Traditional	M-CRTR	O•3
Moulding, Dentil	M-DC	N•16
Moulding, Diagonal Corner	M-CTET8	O•6
Moulding, Insert Traditional	M-ICMD	O•8
Moulding, Inside Corner D	M-IC	O•8
Moulding, Inside Corner	M-DENTIL8	O•5
Moulding, Large Outside Corner D	M-LBR8	O•6
Moulding, Large Scribe	M-LRVFR8	O•5
Moulding, Library	M-INSTR8	O•5
Moulding, Light Rail Cabinet Panel Edge Square	M-LRCPE	O•8
Moulding, Light Rail Cabinet Panel Edge	M-LRCNVF	O•5
Moulding, Light Rail Cap	M-LR	O•4
Moulding, Light Rail Concave Flush	M-LRCAP	O•4
Moulding, Light Rail Furniture Base	M-LRCPES8	O•9
Moulding, Light Rail Insert Contemporary	M-LRFB8	O•5
Moulding, Light Rail Small	M-LRINLRC8	O•5
Moulding, Light Rail Traditional	M-LRS	O•5
Moulding, Light Rail Valley Forge	M-LRT	O•5
Moulding, Light Rail	M-LOSCD	O•8
Moulding, Mirror Frame	M-MF8	O•6
Moulding, Ogee	M-OGEE	O•5
Moulding, Outside Corner	M-OC	O•8
Moulding, Outside Corner Angled 135°	M-OCA	O•8
Moulding, Quarter Round	M-QR	O•8
Moulding, Scribe	M-SCRIBE	O•7
Moulding, Shape	M-SHAPE8S	O•7
Moulding, Shoe	M-SHOE8	O•8
Moulding, Single Bead	M-SB8	O•6
Moulding, Single Bead Edge	M-SBE	O•6
Moulding, Single Bead Pilaster	M-SBP8	O•6
Moulding, Soffit A	M-SOFFITA8	O•5
Moulding, Soffit E	M-SOFFITE	O•4
Moulding, Soffit M	M-SOFFITM	O•4
Moulding, Soffit T	M-SOFFITT	O•4
Moulding, Toekick Cap	M-TKC	N•13
Moulding, Toekick, Wood	M-TK8WD	N•13
Moulding, Trim	M-T	O•4
Moulding, Triple Bead Edge	M-TBE	O•6
Moulding, Under Panel	M-UPM8	O•9
Moulding, Wide Scribe	M-WSCRIBE	O•7
Moulding, Window Casing Traditional	M-WCT	O•8
No Hinge Route	NHR	E•30
No Overlay	NOO	E•30
Open Bottom Rail Base	OBRB	E•30
Organization Kit, Deep Drawer Connector	ORGKDDRCON	P•7
Organization Kit, Deep Drawer Divider	ORGKDDRWDIV	P•6
Organization Kit, Deep Drawer Side Rail	ORGKDPSIDERL	P•6
Organization Kit, Drawer Divider Double	ORGKDIVDBL	P•6
Organization Kit, Drawer Divider Single	ORGIKDIVSNG	P•6
Organization Kit, Drawer Divider	ORGKDPDIV	P•6
Organization Kit, Flatware Adjustable Insert	ORGK3	P•5
Organization Kit, Flatware Insert	ORGK1	P•5
Organization Kit, Foil Dispenser	ORGKFOILDISP	P•7
Organization Kit, Knife Holder	ORGKKNIFEHLDR	P•7
Organization Kit, Odds and Ends Insert	ORGK5	P•5
Organization Kit, Plate Holder	ORGKPLTHLDR	P•7
Organization Kit, Spice	ORGKSPICE	P•7
Organization Kit, Tray, Long	ORGKTRAYL	P•6
Organization Kit, Tray, Medium	ORGKTRAYM	P•6
Organization Kit, Tray, Small	ORGKTRAYS	P•6
Organization Kit, Utensils Insert	ORGK7	P•6
Organization Kit, Wrap Dispenser	ORGKWRAPDISP	P•7
Outlet Cover, Double	OCD	O•33
Outlet Cover, Single	OCS	O•33
Oven Cabinet Double	OCD-S	K•30
Oven Cabinet Microwave	OCMW-S	K•12
Oven Cabinet Single with Microwave	OCSMW-S	K•16
Oven Cabinet Single with Three Drawers	OCS-S	K•26
Oven Cabinet Single	OCS3D-S	K•21
Oven Installation Kit	OCINSTALLKIT	P•19
Overlay Only	OONLY	E•30
Panel Custom - Wainscoting	PNLCWAIN	N•19
Panel, Beadboard, 1/4"	PNL.25-BB	N•13
Panel, Custom Decorative Door End	PNLC-DDE	N•20
Panel, Custom, Beadboard, 1-Sided, 1/4"	PNLC.25-BB	N•14
Panel, Custom, Laminate Natural 1 Side, Veneer 1 Side, 1/2"	PNLC.5-LMNV	N•14
Panel, Custom, Laminate Natural, 1-sided, 3/16"	PNLC.25-LMN	N•14
Panel, Custom, Laminate Natural, 2-sided, 3/4"	PNLC.75-LMN	N•14
Panel, Custom, Solid Wood, 3/4"	PNLC.75-SW	N•15
Panel, Custom, Specify Finished Edges, Wood - 2-Sided, 3/4"	PNLC.75-SEWD	N•14
Panel, Custom, Wood, 1/4"	PNLC.25-WD	N•14
Panel, Custom, Wood, 2-Sided, 1/2"	PNLC.5-WD	N•14
Panel, Wood, 1/4"	PNL.25-WD	N•13
Pantry Walk-Through	PWT	J•24
Part - Drawer Box Only	DRWBOXONLY	P•8
Part, Door and Drawer Rail Material	CGRAIL, DRWRAILEND, DRWRAILCROSS, DRRAILEND, DRRAILCROSS, MUNTIN	N•16
Part, Face Frame Rail	FFRAIL	N•16
Pegged Dish Organizer	PDO, PDOPOSTS	P•10
Pots and Pans Pull-out Kit with Adjustable Dividers	PPPKADJDIV	P•15
Pots and Pans Pull-out	PPP	P•10
Prairie Mullion Door	PM	F•1
Premium Door Mechanism	PDM	F•1
Prep for Finished Bottom with Panel	PFBP	E•31
Profiled Edge	PRE	E•32
Push to Open Wastebasket	PTOWB	E•32
Quart of Glaze	GLAZEQUART	C•8
Quart of Paint	PAINTQUART	C•8
Recessed or Raised Panel End	RPE	E•11
Recessed Toekick	RTK	E•34
Recessed Toekick, 6"	RTK6	E•34
Reduced Depth Drawer	RDD	E•32
Relocate Middle Rail	RMR	E•34
Roll Tray Kit	RTK-ETUP	P•11
Rosette Fluting on Fillers	RFLUTE, CRFLUTE	E•33
Rosette Fluting	RFLUTE	E•33
Rosette, Acanthus Round	R-ACANR	O•18
Rosette, Acanthus	R-ACAN	O•21
Rosette, Traditional Round	R-TRADR	O•18
Scooped Drawer	SCPDRW	E•35
Scooped Roll Tray Kit	SRTK	P•11
Scooped Roll Tray	SRT	E•35
Screw Breakoff	BRKOFFSCREW	P•21
Screw Installation	INSTALLSCR4, INSTALLSCREWS	P•21
Shaker Mullion Door	SM	F•1
Shelf Kit - Glass (Wall Diagonal, Wall Diagonal Peninsula)	S-KTGWD, S-KTGWDP	P•9
Shelf Kit, Glass	S-KTG	P•9
Shelf Peg	SHELFPEGS	P•17
Shelf Pull Down, Chrome	SHLFPD36C	P•15
Shelf, Corner	S-CRN3012	O•21
Shelf, Floating Corner, Rustic	S-FLCRN3010	O•21
Shelf, Floating Corner	S-FL3610R	O•21
Shelf, Floating, Rustic	S-FL2410R	O•21
Shelf, Floating	S-FL	G•52
Shelf, Laminate Natural or Wood, 3/4"	S-.75SSLMN	N•15
Shelf, Solid Wood, 3/4"	S-.75SSW	N•15
Side Extended Back	SEBK	E•12
Side Extended Down	SED	E•12
Single Panel Tall Door	SGLPN	E•7
Sink Base	SB	I•18

Description	Code	Page
Sink Base Blind	SBB	I•25
Sink Base Diagonal	SBD	I•21
Sink Base Diagonal Bottom Panel Only	SBDBPNL	I•23
Sink Base Diagonal with Full Height Door	SBD-FH	I•22
Sink Base Diagonal with Tip-out Tray	SBD-TO	I•22
Sink Base Diagonal Front Only	SBD-FRT	I•23
Sink Base Easy Reach	SBER36	I•28
Sink Base Inverted	SBIV	I•20
Sink Base SuperCabinet with Tip-out Trays	SBSC-TO	I•20
Sink Base SuperCabinet	SBSC	I•19
Sink Base with Tall Apron	SBTA	I•21
Sink Base with Tip-out Tray	SB-TO	I•18
Sliding Towel Rack	STR	P•11
Spacer Block	SPACERBLK	P•17
Spice Insert, Pantry Pull-out	SPICEINPO	P•12
Spice Insert, Tiered	SPICEINTIER	P•12
Spice Rack, Chrome	SRCH-C	P•12
Split Drawers	SDRWS	E•7
Stain Quart Kit	STAINQRTKIT	C•8
Storage Open Rail Base	STORB	E•35
Straight Heat Shields	STRTHEATSHIELD, STRTHSHIELDSS	P•19
Switch Plate Cover, Double Rocker	SPCDR	O•33
Switch Plate Cover, Double	SPCD	O•33
Switch Plate Cover, Single Rocker	SPCSR	O•33
Switch Plate Cover, Single	SPCS	O•33
Tall Align	TA	E•36
Tall Box Column Filler	TBCF	N•6
Tall End Panel Diagonal Corner	TEPDC	N•16
Tall End Panel with Attached Filler, Angled, Wood	TEPFA-WD	N•9
Tall End Panel with Attached Filler, Flush Appliance, Overlay, Wood	TEPFFAOL3-WD	N•10
Tall End Panel with Attached Filler, Flush Appliance, Wood	TEPFFA-WD	N•11
Tall End Panel with Attached Filler, Furniture Ends	TEPF-FPE	N•12
Tall End Panel with Attached Filler, Wood	TEPF-WD	N•11
Tall End Panel, Wood	TEP-WD	N•11
Tall End Skin, Beadboard	TES-BB	N•13
Tall End Skin, Wood	TES-WD	N•12
Tall Filler with Overlay	TFOL	N•3
Tall Wall End Panel with Attached Filler, Overlay, Wood	TWEPFOL3-WD	N•9
Tall Wall End Panel with Attached Filler, Wood	TWEPF-WD	N•10
Tall Wall End Panel, Wood	TWEP-WD	N•10
TallEnd Panel with Attached Filler and Overlay, Wood	TEPFOL-WD	N•10
Tip-out Tray	TOT	P•8
Tip-out Tray, Slim Stainless Steel	TOTS-SS	P•8
Toekick Drawer	DRWTK	E•21
Toekick Pedestal	TKP	E•37
Toekick Vacuum	TOEKICKVAC	P•16
Touch Latch	TOUCHLATCH	P•21
Touch-up Kit	TUK	C•8
Transom Door	TP, TG	F•2
Tray Divider (Modification)	TD	E•36
Tray Divider Roll-out	TDRO	P•13
Tray Divider, Specify	TDS	P•12
Two Exterior Faces on Panels	2EXTFACES	E•12
U-shaped Deep Roll Tray Kit	UDRTK	P•9
U-shaped Drawer Box Only	UDRWBOXONLY	P•8
U-shaped Drawer	UDRW	E•37
U-shaped Roll Tray Kit	URTK	P•9
U-shaped Roll Tray	URT	E•38
Utility End Drop Zone	UEDZ-9	J•33
Utility End Organizer	UEO-6	J•27
Utility Pantry Pull-out	UPP	J•20
Utility Wall	UW	J•2
Utility with Four Drawers	U4D	J•13
Utility with Roll Trays	U-RT	J•15
Utility with Swing-out Pantry	U-SOP	J•22
Utility with Three Drawers	U3D	J•11
Utility	U	J•6
Valance Rail	VR	E•39
Valance Raised Panel Arch	VAL.RPA	O•18
Valance Recessed Panel Arch	VAL.RCA	O•18
Valance, Furniture Style A	VAL.FA	O•18
Valance, Furniture Style D	VAL.FD	O•19
Valance, Furniture Style E	VAL.FE	O•19
Valance, Furniture Style F	VAL.FF	O•19
Valance, Furniture Style H	VAL.FH	O•19
Valance, Furniture Style J	VAL.FJ	O•20
Valance, Style S Overlay	VAL.SO	O•20
Valance, Style S	VAL.S	O•20
Valance, Furniture Style K	VAL.FK	O•20
Vanity Base with Full Height Doors	VB-FH	L•5
Vanity Base Four Drawer	VB4D	L•19
Vanity Base Three Drawer	VB3D	L•19
Vanity Base with Hamper, Full Height Door	VB-HFH	L•18
Vanity Base with One Drawer, Prepped for Foot	VB1D-PF	L•32
Vanity Base	VB	L•4
Vanity Box Column Filler	VBCF	N•5
Vanity Collection B with Three Drawers	VCB3D	L•13
Vanity Collection C with Four Drawers	VCC4D	L•17
Vanity Collection C with Three Drawers	VCC3D	L•16
Vanity Collection D with Eight Drawers	VCD8D	L•15
Vanity Collection D with Six Drawers	VCD6D	L•14
Vanity Collection E	VCE	L•8
Vanity Collection Q with Four Drawers, False Panel	VCQ4D-FP	L•11
Vanity Collection Q with Three Drawers, False Panel	VCQ3D-FP	L•9
Vanity Desk Leg, Wood	VDL32WD	N•13
Vanity End Skin, Beadboard	VES30BB	N•13
Vanity End Skin, Wood	VES32WD	N•12
Vanity Grooming Pull-out Kit	VGPOKIT12	L•38
Vanity L-shaped Organizer	VLSO	E•38
Vanity Mirror Frame Channel	VMFCS	L•38
Vanity Mirror Frame	VMFS	L•38
Vanity Pantry Pull-out Kit	VPPK12	P•13
Vanity Pantry Pull-out	VPP12	L•6
Vanity Roll-out Rack, Chrome	VCRR-C	P•13
Vanity Sink Base Three Drawer, Prepped for Foot with False Panel	VSB3D-PFFP	L•31
Vanity Sink Base with Two Equal Drawers, U-shaped Drawer, Prepped for Foot	VSB2ED-UDPF	L•32
Vanity Sink Base with U-shaped Pull-out Trays, Chrome	VSB-UPOC	L•8
Vanity Sink Base	VSB	L•6
Vanity Wall	VW	L•2
Vanity Wall Hung Console Two Equal Drawers with U-shaped Drawer	VWHC2ED-UD	L•28
Vanity Wall Hung Two Drawer with False Panel	VWH2D-FP	L•28
Vanity Wall Hung Two Drawer	VWH2D	L•27
Vanity Wall Hung Two Equal Drawers with U-shaped Drawer, Pull-out	VWH2ED--UDPO	L•30
Vanity Wall Hung Two Equal Drawers with U-shaped Drawer	VWH2ED-UD	L•29
Vanity Wall Hung with U-shaped Pull-out Trays, Chrome	VWH-UPOC	L•27
Vanity Wall Hung	VWH	L•26
Vanity Wall Mirror	VW-5M	L•2
Vanity Wall Recessed Medicine with Mirror Tri-view	VWRM-4MTV	L•3
Vanity Wall Recessed Medicine with Mirror	VWRM-4M	L•3
Vanity Wall Recessed Medicine	VWRM	L•2
Vanity Wall with Open Shelf Upper Section	VW-OSU	L•37
Vanity Wall with Open Shelf	VW-OS	L•37
Vanity Wall with Towel Bar	VW-TB	L•37
Vanity Wastebasket	VWB	E•40
Void Toekick	VTK	E•40

Index

Description	Code	Page
Wainscoting	WAIN	N•18
Wall Angle End Double Door	WAED	G•48
Wall Angle End	WAE	G•48
Wall Appliance Garage	WAG	G•17
Wall Appliance Garage, 18" High	WAG-18	G•58
Wall Appliance Garage with Pocket Doors	WAG-PD	G•19
Wall Appliance Garage with Pocket Doors, 18" High	WAG-PD	G•59
Wall Blind Stacked	WBST	G•38
Wall Blind	WB	G•33
Wall Box Column Filler	WBCF	N•4
Wall Box Column Pull-out with Overlay	WBC-POOL	G•61
Wall Cubby Horizontal with Drawers	WCUBH3D	G•55
Wall Cubby Horizontal	WCUBH	G•54
Wall Cubby Vertical	WCUBV	G•55
Wall Cubby Vertical with Drawers	WCUBV3D	G•55
Wall Diagonal Appliance Garage Cabinet Bottom	WDAGCB	G•45
Wall Diagonal Appliance Garage Vertical Lift	WDAGVL	G•47
Wall Diagonal Appliance Garage with Cabinet Bottom, Lazy Susan, Plywood	WDAGCB-LS-PW	G•46
Wall Diagonal Appliance Garage with Lazy Susan, Plywood	WDAG-LS-PW	G•47
Wall Diagonal Appliance Garage, 18" High	WDAG2424	G•57
Wall Diagonal Appliance Garage	WDAG	G•46
Wall Diagonal with Lazy Susan, Plywood	WD-LS-PW	G•45
Wall Diagonal	WD	G•44
Wall Easy Reach	WER	G•40
Wall End Panel Diagonal Corner	WEPDC	N•16
Wall End Panel with Attached Filler Angled, Wood	WEPFA-WD	N•8
Wall End Panel with Attached Filler, Overlay, Wood	WEPFOL3-WD	N•9
Wall End Panel with Attached Filler, Wood	WEPF-WD	N•7
Wall End Shelf Quarter Radius	WESQR	G•56
Wall End Shelf Radius	WESR	G•56
Wall End Skin, Beadboard	WES-BB	N•13
Wall End Skin, Wood	WES-WD	N•13
Wall Filler with Overlay Inside Angle Corner 135°	WFOLIAC	N•4
Wall Filler with Overlay	WFOL	N•3
Wall Inside Angle Corner 135°	WIAC	G•50
Wall Lazy Susan Kit	WLSK	P•10
Wall Lift-up Bifold	WLUBF	G•12
Wall Message Center	WMC	G•51
Wall Microwave Open Shelf	WMOS-S	K•3
Wall Microwave Shelf	WMWS	K•2
Wall Open Shelf	WOS	M•11
Wall Outside Angle Corner 135°	WOAC	G•49
Wall Pantry Topper with Roll Trays	WPT-24RT	J•19
Wall Shelf Pull Down	W-SHLFPD	G•61
Wall Spice Pull-out Kit	WSPK	P•13
Wall Spice Pull-out	WSP	G•57
Wall Spice Swing-out	W-SSWO	G•60
Wall Stacked	WST	G•23
Wall Swing-out	W-24SWO	G•32
Wall Top Hinge	WTH	G•7
Wall Transition	WTR	G•30
Wall Two Drawer	W2D-18	G•16
Wall Vertical Lift	WVL	G•4
Wall Wine Storage	WWS	G•53
Wall Wine X	WWX	G•54
Wall with Appliance Garage Vertical Lift, 18" High	WAGVL-18	G•60
Wall with Appliance Garage Vertical Lift	WAGVL	G•28
Wall, 24" Deep	W-24	G•31
Wall	W	G•2
Wastebasket Insert, 27 Quart	BWBIN27	P•14
Wastebasket Insert, 35 Quart	BWBIN35	P•14
Wastebasket Insert, 50 Quart	BWBIN50	P•14
Wastebasket Kit, Full Height	BWBFHK	P•14
Wastebasket Kit	BWBK, BWBFHK	P•13
Wastebasket Lid	BWBLID	P•14
Wide Stile	WS	E•40
Wine Glass Holder	WGH	P•12
Wine Lattice Material	WINELATM	G•53
Wood Cutlery Divider	WCD	P•4
Wood Hood Arch Flat Panel	WHAFP	H•2
Wood Hood Arch Raised Panel	WHARP	H•2
Wood Hood Artisan Square	WHASQ	H•8
Wood Hood Canopy Arch Raised Panel	WHCARP	H•4
Wood Hood Canopy Batten Straight	WHCBS	H•6
Wood Hood Canopy Square	WHCSQ	H•5
Wood Hood Canopy Tapered with Removable Front	WHCTPRF	H•11
Wood Hood Canopy Wall Mount Kit	WHCWMKT	H•12
Wood Hood Chimney Tall	WHCT	H•3
Wood Hood Chimney	WHC	H•3
Wood Hood Craftsman Straight	WHCRFST	H•9
Wood Hood Legacy Batten with Removable Front	WHLGBRF	H•11
Wood Hood Legacy with Removable Front	WHLGRF	H•11
Wood Hood Linear Tapered	WHLTP	H•10
Wood Hood Omni	WHOMNI	H•10
Wood Hood Shiplap Chimney	WHSLPC	H•7
Wood Hood Shiplap Straight with Corbels	WHSLPSCB	H•6
Wood Hood Shiplap Straight	WHSLPS	H•6
Wood Hood Shiplap Tapered with Corbels	WHSLPTPCB	H•7
Wood Hood Shiplap Tapered	WHSLPTP	H•7
Wood Hood Signature Mantel	WHSGM	H•10
Wood Hood Simple Chimney	WHSMC	H•8
Wood Hood Simple Tapered	WHSMTP	H•7
Wood Hood Square Flat Panel	WHSQFP	H•3
Wood Hood Square	WHSQ	H•2
Wood Hood Waterfall	WHWFL	H•9
Wood Tiered Cutlery Divider (Modification)	WTCD	E•41
Wood Tiered Cutlery Divider Drawer with K-Cup Org	WTCDKCUP18	P•5
Wood Tiered Cutlery Divider	WTCD	P•4
Wood Tiered K-Cup	WTKCUPD	E•41
Wood Top	WTSE	N•16

EXPRESS RESPONSE™ PROGRAM

Guidelines

Decorá's Express Response™ Program is designed to expedite orders when customers need product faster than normal lead times to correct problems with an existing order. Below is an overview of the program and what you can expect from Decorá's commitment to superior service.

- There is no additional charge for Express Response.
- An Express Response order must be associated with a previous order number.
- Items such as touch-up kits, skins, fillers and decorative doors (in limited situations) can be ordered at no charge to help facilitate repair in the field.
- There are no cancellations or returns allowed once an Express Response order is processed.
- Lead time calculation is based on receipt of a clean order on a credit-worthy account. Clean orders are orders in which all information is provided and is accurate.
- Express Response orders are expedited and ship when ready.
- Express Response is available within the continental United States. Alaska and Hawaii are serviced by freight forwarders.

Lead times

- Color By Number and Bespoke Custom Hues will have an extended Express Response lead time of 22 business days.
- Due to the nature of Special Orders and Appliance Panels, these items will have standard lead times.

15 business days or less from order to delivery location or home delivery agent

- Items shipped via LTL or truckload.
- Includes all catalog items except those that can be expedited through the Five Day Program listed below, or have extended/standard lead time per above.
- Some geographic areas may require additional shipping time.

Five business days from order to delivery

- Items will ship via parcel ground
  - Lead time calculation allows for two days parcel ground shipping time.
- Longer lead time applies for orders containing both 15 day and five day items.
- Some geographic areas may require additional shipping time, or have extended/standard lead time per above.

Questions?

If you have questions that are not answered here, please contact your Customer Service team.

Policies

Decorá Warped Door

Decorá's line of framed cabinetry is constructed to strict specifications, including the moisture content present in wood. When the moisture content is maintained at a constant level, Decorá is able to minimize the amount of expansion and contraction associated with natural wood. When a great amount of expansion and contraction occur, the result can be a warped door. By strictly controlling the amount of humidity present during manufacturing, Decorá is helping to ensure you receive a quality product.

Because wood is a natural product, each piece of wood exhibits its own unique color and grain variations. These differences give wood its genuine beauty. The wood's natural properties also determine how each individual piece will react to changing weather conditions. Therefore, eliminating warped doors is virtually impossible.

If you feel that you have a warped door, Decorá requires that you perform initial testing to determine the extent of the problem.

1. Remove the door from the cabinet and remove all decorative surface knobs or pulls and hinges.

2. Place the door on a completely flat surface, as determined by using a level, and alternately press on opposite corners to observe if the door ''rocks'' or pulls away from the flat surface.

3. If you observe a gap between the door and the flat surface, measure the distance to determine the amount of warpage.
   - A door must be warped at least 1/4" before it can be considered for replacement. When ordering a replacement by using Decorá Part/Replacement Order Form, be sure to fill in the ''Reason for Replacement'' section by identifying the applicable warping classification illustrated below.
   - If a door is warped less than 1/4", we recommend you allow a complete heating and cooling cycle (summer to winter season change) to allow the door to reach a moisture equilibrium. Adding magnetic catches or roller catches will often correct minor problems.

4. If the door does not pull away from the flat surface, it is not warped. Most likely, there is a problem with the cabinet installation. When cabinets are not installed in a level or plumb position, they become racked and will cause the door to appear warped. To check for a racked cabinet, place a level on one end rail. The bubble in the level will appear centered if the cabinet was properly installed in a level position. Now place the level on the other end rail.

Again, if the bubble appears centered, the cabinet is properly installed in a level position. Any variations in the location of the bubble will indicate the cabinet was not properly installed. (A plumb bob will reveal the same information.)

Another proper installation check is to place the level on the top, and then bottom, of the installed cabinet's face frame. Identify the bubble's position in both, top and bottom, locations of the face frame. The bubble's position will indicate if the cabinet was properly installed.

Glossary

LEVEL: (v) A term used to describe a true horizontal line.
(n) A device for establishing a horizontal line or plane by means of a bubble in liquid that shows adjustment to the horizontal by movement to the center of a slightly bowed glass tube.

PLUMB: (v) A term used to describe a true vertical line. If something is ''out of plumb,'' it is not exactly straight up and down.

RACK: (v) The action of straining or wrenching through improper installation.

WARP: (v) The action of twisting or bending out of a true flat or level surface.

Decorá Warped Door (continued)

Classification of Warping

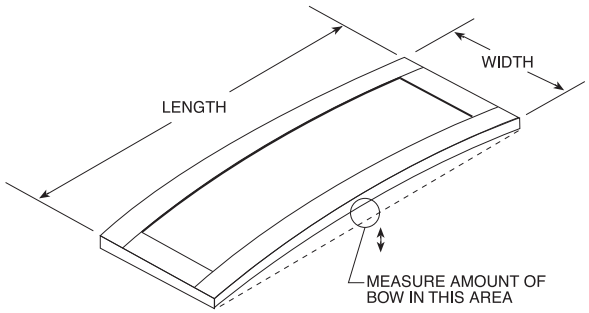

BOW – VERTICAL DEVIATION (UP OR DOWN) FROM A TRUE FLAT PLANE. A BOW IS USUALLY ASSOCIATED WITH THE LENGTH.

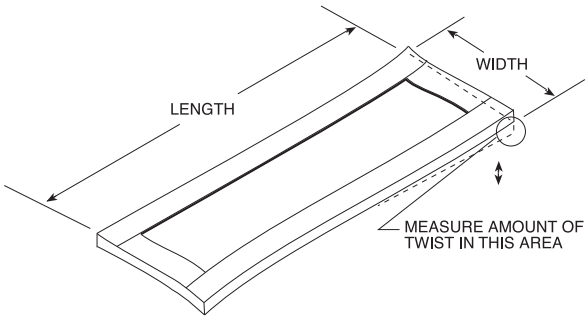

TWIST – VERTICAL DEVIATION (UP AND DOWN) FROM A TRUE FLAT PLANE. TWIST USUALLY OCCURS TO JUST THE CORNER(S) OR END.

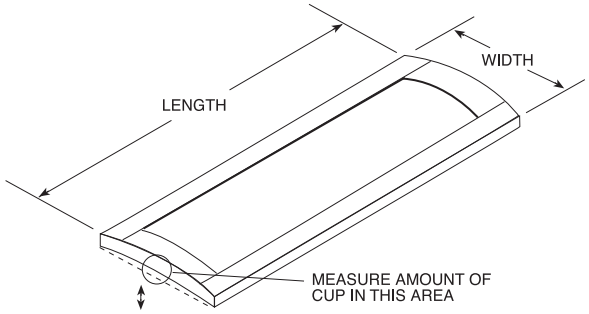

CUP – VERTICAL DEVIATION (UP OR DOWN) FROM A TRUE FLAT PLANE. A CUP IS USUALLY ASSOCIATED WITH THE WIDTH.

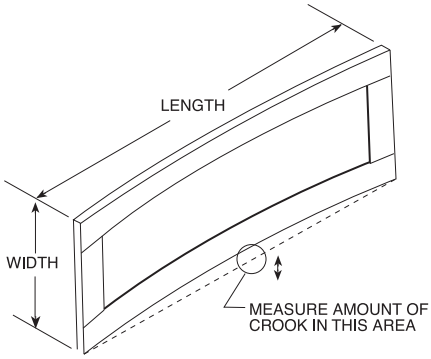

CROOK – HORIZONTAL DEVIATION (SIDE TO SIDE) FROM A TRUE EDGE. A CROOK IS USUALLY ASSOCIATED WITH THE LENGTH.

Policies

Lifetime Limited Warranty (Residential Purchaser)

Decorá has a Limited Lifetime Warranty. For terms & conditions, please visit: https://www.decoracabinets.com/warranty

Please reference Service Policies on the MasterBrand Connect website.

Humidification

https://www.masterbrandcabinets.com/humidification

Cabinet Installation Instructions

https://www.masterbrandcabinets.com/installation

Cabinet Care and Cleaning

https://www.masterbrandcabinets.com/care-and-cleaning

Wood Dust Warning

When cutting, sanding, sawing, or shaping cabinets or wood products, you are likely to generate wood dust. For your own protection, we recommend that you wear a protective mask to prevent breathing wood dust. We also recommend eye protection to avoid injury by flying wood chips or sawdust during cabinet installation.

Certifications

Learn more at masterbrandcabinets.com/certifications.

Finishes

Stained Finishes

Stained finishes highlight the inherent qualities of genuine wood to create a truly beautiful product. Shadings of white, red, black and even green may be visible. Mineral streaks may also add to the distinctive appearance, reflecting the tree "life history" as it absorbed minerals differently in one region or another. Grain and apparent texture may range from even and consistent to varied and dramatic. The natural variations will be present throughout Decorá cabinetry, resulting in unique character marking on adjacent cabinets, on pairs of doors, and even within the same panel. These variations will also appear on edges of hardwood doors where solid lumber cores are exposed in certain Decorá styles (those featuring flush doors and drawer fronts). These unique characteristics of Natural finishes point out that each piece of wood is different; varied effect of finished cabinetry in a complete installation may be different from that represented by a smaller display or finish sample. The variations are broad, and that is where the beauty of wood lies. A standard finish uses both the toner and the wipe stain to achieve the final color. The toner is applied to the door and allowed to dry. A wipe stain is hand applied to achieve the final color. All standard finishes will exhibit some degree of Natural characteristics.

Semi-Translucent Finishes

Some semi-translucent finishes can be considered high hiding finishes. These high hiding finishes hide a lot of the natural variation of wood, but do not hide all the variation found in the wood. Any mineral showing through may look like a mark under the finish, a shadow, or an off color area. These finishes may be referred to as paint, but they are NOT paint. These finishes do have some translucent properties.

Angora
A whisper of cloudy white translucence plays with natural wood tones in Decorá's Angora finish. This color was developed to introduce a neutral color that works well with a wide variety of complements. The black tones were pulled into this finish to allow it to work as an accent color or a stand alone finish, and the base color is an off white or creamy colored transparent toner. Minimal grain and minerals will be visible under the finish, which will allow wood characteristics to have play in the overall look. This finish has a black "wet" glaze applied to the total product which allows the glaze to have an effect on the overall color creating a veiling effect. Some faint rag marks on the surface may be left to enhance the character of this finish.

Cabana
The beautiful, matte, beach-washed look of Cabana is achieved by overlaying a soft white toner with a warm gray contrasting stain. Though the stain is wiped away, it collects in the profiles of the door style, and depending on the graininess of the wood species selected, catches in the grain on the door surface as well. This semi-translucent finish provides depth and dimension, making it an interesting addition or alternative to paint.

Iron Slate
A deep, rich hue, Iron Slate blends tones of grays and blacks to create a statement finish. The base for Iron Slate is a gray-brown stain, which is then overlaid with a deep gray-black material to create the rich end result. Although dark in nature, its semi-translucent qualities showcase the natural woodgrain and add dimension to any space.

Mohair
The layering of dark, cool, gray-brown stain over soft white toner creates an intriguing veil of finish causing Mohair to ride the line between dark and light. Though the stain is wiped away, it collects in the profiles of the door style, and depending on the graininess of the wood species selected, catches in the grain on the door surface as well. This semi-translucent finish showcases wood's natural beauty which allows it to pair handsomely with other stains and paints.

Swift
The inviting, warm tones of Swift are a welcome addition in many spaces. Its medium-brown hue features golden undertones, for an on-trend look. A semi-translucent stain, Swift allows the natural beauty of wood to shine while complementing other stains and paints nicely.

Specialty Finishes

Ceruse
Ceruse, also known as ''limed'', is a pigmented grain filler that adds contrast against the open pores of the grain of Quartersawn White Oak wood species. This creates an effect evoking a bygone era of craftsmanship and style that has made a comeback today. Ceruse is available on Gunny and Kindling. There will be an additional 2 week lead time.

> **Fresco**
> The contrasting qualities of white ceruse against stained finishes offer an aesthetic that reads vintage just as easily as modern styling.
>
> **Relic**
> Dark ceruse plays off of stained finishes, lending a moody vibe and a furniture feel that complements any style décor.

Turquoise Rust
Developed as a naturally worn accent color, complementary to the Decorá palette, the base color for Turquoise Rust is a turquoise toner with the Coffee glaze applied as a ''Wet Glaze''. The glaze will be completely flooded on the product and wiped to leave hang up in profiles as well as allowing rag marks along the surface. This finish is not intended to be cleaned up with mineral, but rather, allowed to look very dirty so the glaze has an effect on the overall color. A sand-through process is involved with a chemical wipe down of the toner to create bare wood areas that fade out to simulate natural wear. Most if not all corners should be hit in varying degrees, as well as ''hit and miss'' inside and outside profiles. A brown ''spattering'' material is also applied to the overall product in varying sizes. This technique should allow for some clustering as well as a few, small blank areas. Inconsistencies should be expected.

Weathered Jet
This black finish combines the aged surface of a higher degree of distressing with appealing imperfections and utilizes a chemical distressing process that will reveal the underlying wood color.

Finishes

Stain Finish Process

1. Each cabinet piece is carefully inspected to ensure that the wood is in excellent condition and ready for finish application.
2. Multiple sanding processes prepare selected woods for a quality finish. Sanding steps include shaping, jitter sanding, wide belt sanding, and cross grain sanding.
3. Toner is applied. Toner is a base coat that provides initial color and helps to equalize the surface of the wood.
4. Skilled craftspeople carefully apply the selected stain.
5. The stain is hand wiped into the wood's surface, highlighting the beauty of the grain patterns.

6.* The wood enters the oven for the first time to seal the stain.

7.* Sealer is applied, ensuring that the toner and stain are locked in, protecting the rich wood tones.

8.* The wood enters the oven for the second time in the finish process, adding greater finish durability.

9. The sealer is sanded to ensure a completely smooth surface for the topcoat application.
10. The wood is wiped down with a tack cloth to make sure that the wood surface is exceptionally clean.
11. The wood enters the oven for the third time in the finish process, adding greater finish durability.
12. After the third surface preparation, the final protective topcoat of catalyzed conversion varnish is applied.
13. Finally, the piece is ready for the last step in the finish process, where it travels through the oven for the fourth time, ensuring years of carefree beauty.

An unfinished door receives the normal white wood sanding process, but is re-sanded in the field just prior to finish application. MasterBrand Cabinets LLC does not warranty finish on cabinets that have been finished by an outside source.

*Does not apply for natural finish.

Color Evolution

When Maple painted finishes (Decora Color Collection, Color By Number, Bespoke Custom Hue, or Brushed Technique) are specified, the center panels of the selected style may be constructed of Medium Density Fiberboard (MDF). MDF provides a smoother finish when painted, and is more resistant to warping, expansion, and contraction.

Please note that paints featuring the same color name as your cabinetry are not guaranteed to be an exact color match. When seeking to match the coloring on your cabinetry, take a cabinet door to your nearest Sherwin-Williams® paint store to be color matched and reduce the likelihood of color variation. Exact color matching is not guaranteed, and MasterBrand Cabinets LLC is not responsible for color discrepancies.

Decorá Color Collection
An interactive collection that is hand-picked and in step with today's most popular fashions and emerging trends, Decorá has a palette of 30 custom hues. This colorful collection is readily available without a color sample request, nor the requirement of a signed door, allowing for order placement and fulfillment within current lead times. You'll find a wealth of popular neutral tones from light to dark, as well as a chart-topping offering of gray pigmentations. Pops of trend-centric colors are also included, allowing the design statement your customer craves. While some colors may remain constant for several selling cycles, you'll find this collection to be carefully curated with colors that are relevant to homes today.

Color By Number Program
Offers thousands of paint color options to our customers in search of the perfect option to suit their vision. The paint colors can be found at Sherwin-Williams® and Benjamin Moore® stores. There will be an additional 2 week lead time.

One PAINTPEN will come with original order. PAINTPEN-ADD will allow up to 2 additional pens to be ordered.

Code	Description	Price Per Sample
PAINTPEN	Paint Pen	Free with Original Order
PAINTPEN-ADD	Paint Pen Additional	$65 per Additional Paint Pen

We highly recommend ordering a sample to see the true color as presented on wood. To order a sample you must:

1. Submit a "Sample Door Order Form", found on the MasterBrand Connect website. Please include the Sherwin-Williams® or Benjamin Moore® finish number along with the door style, species, and profile selection.

2. Upon receiving the "Sample Door Order Form", a sample door will be produced and labeled with the order number referenced. One half of the door will be sent to the customer for approval, and the other half will be retained by Decorá. After 90 days, a new Color by Number sample (CBNDO) is required.

Code	Description
CBNDO	Color By Number Sample

3. The customer will review and approve the door sample. Submit the cabinet order and include the following: "Custom Finish Acceptance" form (received with the 1/2 CBNDO from Decora), Purchase Order Number (PO#), and Finish Number.

4. Cabinet orders will remain on hold until a "Custom Finish Acceptance" form or the "Color By Number Sample Waiver" form is received.

To ensure understanding, we will require completion of the "Color By Number Sample Waiver" form when a sample is not desired. This form is available on the MasterBrand Connect website.

Bespoke Custom Hue Program
This program allows for the flexibility to choose a paint to create a one of a kind room reflecting individual distinction. Decorá will create a color based on a submitted sample. A minimum 4" x 4" sample must be submitted for a Bespoke Custom Hue match, unless it is a fan-deck swatch from a paint manufacturer, in which case a minimum 1-1/4" x 2" sample can be submitted. Please be aware that samples sent on materials other than wood will have a different appearance when the matched color is applied to the actual door or cabinet. This is due to different material properties, textures and sheen levels. There will be an additional 2 week lead time.

One PAINTPEN will come with original order. PAINTPEN-ADD will allow up to 2 additional pens to be ordered.

Code	Description	Price Per Sample
PAINTPEN	Paint Pen	Free with Original Order
PAINTPEN-ADD	Paint Pen Additional	$65 per Additional Paint Pen

1. Submit a "Sample Door Order Form", found on the MasterBrand Connect website. Please include the color sample along with the door style, species, and profile selection.

2. Upon receiving the "Sample Door Order Form", a sample door will be produced and labeled with the order number referenced. One half of the door will be sent to the customer for approval, and the other half will be retained by Decorá. After 90 days, a new custom color sample (CCSMPL) is required.

Code	Description
CCSMPL	Bespoke Custom Hue Sample

3. The customer will review and approve the door sample. Submit the cabinet order and include the following: "Custom Color Acceptance" form (received with the 1/2 CCSMPL from Decorá) and Purchase Order Number (PO#).

4. Cabinet orders will remain on hold until a "Custom Finish Acceptance" form is received.

Sheens

Products are enhanced with a predetermined furniture sheen level, complementing the natural beauty of the selected wood and finish combination.

Satin Sheen

Satin sheen is a non-pigmented top coat that accentuates the beauty of a variety of finishes, adding a soft patina to selected wood/finish combinations as well as all painted products.

Matte Sheen

Matte sheen is a low sheen, non-pigmented top coat. Matte sheen is standard on all Ceruse and select Specialty Finishes. Available at no charge on all Paint and Stained finishes.

Glazes and Techniques

Wet Glaze

All wet glazes will have a rustic appearance. This finish technique involves flooding the wood component with the glaze material and then hand wiping the excess material into and off of the component. The glaze material is not completely wiped from the corners of the door and it is left to accumulate in the corners and along the profiles of the component. The uniqueness of the materials and the process of hand wiping will cause a variation from door to door and within the same component and the mineral or natural wood characteristics of the door may become more accentuated. See the Finish & Technique Availability Chart for availability.

Highlight Technique

Highlight is hand applied in areas of the door, drawer front, and select mouldings to highlight distinct profiles. Face frames, ends, matching interior, panels, and select mouldings will not have highlight applied. See the Finish & Technique Availability Chart for availability.

Aging Techniques

As with normal aging, the distressed areas can vary within individual doors and throughout the entire room. The effect can vary based on the door or drawer front profile and technique selected. Each combination of finish, species and door style will provide a unique look. The areas that are distressed may be enhanced with glazes or specialty finishes, while they may appear more muted with lighter colors, stains and finishes. It is recommended that a sample door and drawer front be ordered to illustrate these unique characteristics. Due to the organic and artistic nature of the hand application of these techniques, MasterBrand Cabinets LLC is not responsible for variability on parts within and among orders that meet specifications.

Reserve Plus
This technique includes random rasped corners and edges, worm holes, mars, splits, gouges, small dings and dents for an authentically worn look. The technique will be applied to doors, drawer fronts and select trim pieces. Cabinets that do not have doors and/or drawer fronts will not feature distressed characteristics. See the Finish & Technique Availability Chart for availability by finish and Finish Technique Availability charts in the Door Style section for availability by door style.

Vintage Plus
This technique features burnished sand-through on corners and raised profiles along with sanding on sharp profiles to expose underlying wood for all species and colors. Vintage Plus is a random sand-through technique varying the number of corners and raised profiles receiving burnished sand-through and the sanding of sharp profiles. As with normal aging, the worn edges will vary within individual doors and throughout the entire room. The technique will be applied to doors, drawer fronts and select trim pieces. Cabinets that do not have doors and/or drawer fronts will not feature sand-through characteristics. See the Finish & Technique Availability Chart for availability by finish and Finish Technique Availability charts in the Door Style section for availability by door style.

Brushed Finish Technique

This program allows for flexibility to choose any Decorá Color Collection, Color By Number or Bespoke Custom Hue and combine with one of three choices: Brushed Onyx, Brushed Pavestone or Brushed Saddle, to create a one of a kind look. Available on Maple and MDF species only. See the Door Style & Finish Availability Chart and the Technique Availability Chart for availability. There will be an additional 2 week lead time.

When Maple Painted finishes (Decora Color Collection, Color By Number, Bespoke Custom Hue, or Brushed Technique) are specified, the center panels of the selected style may be constructed of Medium Density Fiberboard (MDF). MDF provides a smoother finish when painted, and is more resistant to warping, expansion, and contraction.

1. As with Bespoke Custom Hue orders, a sample is **required*** before purchasing any product in a brushed finish option. A "Sample Door Order Form", found on the MasterBrand Connect website, must be submitted. Please include the door style and profile selection, as well as a color sample, if choosing a Brushed Finish in a Bespoke Custom Hue.

   a) A minimum 4" x 4" sample must be submitted for a Bespoke Custom Hue match, unless it is a fan-deck swatch from a paint manufacturer, in which case a minimum 1-1/4" x 2" sample can be submitted. Please be aware that samples sent on materials other than wood will have a different appearance when the matched color is applied to the actual door or cabinet. This is due to different material properties, textures and sheen levels.

2. Upon receiving the "Sample Door Order Form", a sample door in the finish, style and profile requested will be produced, labeled, and reference the order number. One half of the door will be sent to the customer for approval and the other half will be retained by Decorá. After 90 days, a new custom color sample (CCSMPL) or Color by Number sample (CBNDO) is required.

Code	Description
CCSMPL	Brushed Sample with Decorá Color Collection or Bespoke Custom Hue
CBNDO	Brushed Sample with Color By Number

3. The customer will review and approve the door sample. A Brushed Finish Agreement Form is required (received with the 1/2 CCSMPL or 1/2 CBNDO from Decorá). Submit the cabinet order and include the following: "Brushed Finish Agreement" Form and Purchase Order Number (PO#).

Brushed Onyx
Brushed Onyx is a rich, black toned color applied to the selected base color.

Brushed Pavestone
Brushed Pavestone is a soft gray, toned color applied to the selected base color.

Brushed Saddle
Brushed Saddle is a lush brown toned color applied to the selected base color.

The hand-brushed application is designed to give depth and movement to the base color. Depending on the combination selected, the finished look can range from an aged, weathered appearance to a modern contemporary look. Brushed Onyx, Pavestone and Saddle are only available on painted finishes on Maple and MDF.

Brushed Finish Technique Application Details

	Front of Door	Back of Door	Face Frame	Ends	Fixed Door on End	Recessed/Raised Panel End	Interior of Open & Glass Door Cabinetry (if matching interior mod is specified)
Brushed Finish	YES	NO	YES	YES	YES	YES	YES

Direction of brush stroke with Brushed Finish Technique.†

†When applying to MDF doors, the brush strokes will be applied in the same direction as the standard wood grain for that door style.

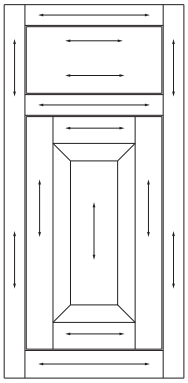

*Though a sample is still recommended, a CCSMPL door is not required on the following combinations: Saddle, Chantille Onyx, Chantille Pavestone, Chantille Saddle, Pavestone, Extra White Pavestone, Extra White Onyx, Extra White Saddle, White Onyx, White Pavestone, White Saddle.

Finish & Technique Availability Chart

		Matte Sheen	Upcharge	Cherry Door Styles	Maple Door Styles	MDF Door Styles	Quartersawn White Oak Door Styles	Rustic Alder Door Styles ✍	Walnut Door Styles ✍
Stains	Ambrose	✓	0%	✓H R V	✓H R V		✓R V	✓H R V	✓H R V
	Antelope	✓	0%	✓H R V	✓H R V		✓R V	✓H R V	✓H R V
	Bombay	✓	0%	✓H R V	✓H R V		✓R V	✓H R V	✓H R V
	Cello	✓	0%	✓H R V	✓H R V		✓R V	✓H R V	✓H R V
	Coyote	✓	0%	✓H R V	✓H R V		✓R V	✓H R V	✓H R V
	Craggy Peak	✓	0%	✓H R V	✓H R V		✓R V	✓H R V	✓H R V
	Crepe	✓	0%	✓H R V	✓H R V		✓R V	✓H R V	✓H R V
	Fennec	✓	0%	✓H R V	✓H R V		✓R V	✓H R V	✓H R V
	Fog	✓	0%	✓H R V	✓H R V		✓R V	✓H R V	
	Gunny	✓	0%	✓H R V	✓H R V		✓R V	✓H R V	✓H R V
	Kindling	✓	0%	✓H R V	✓H R V		✓R V	✓H R V	✓H R V
	Mink	✓	0%	✓H R V				✓H R V	✓H R V
	Natural	✓	0%	✓H R	✓H R		✓R	✓H R	✓H R
	Oatmeal	✓	0%	✓H R V	✓H R V		✓R V	✓H R V	✓H R V
	Pheasant	✓	0%	✓H R V	✓H R V		✓R V	✓H R V	✓H R V
	Sepia	✓	0%	✓H R V	✓H R V		✓R V	✓H R V	✓H R V
	Unfinished		0%	✓R	✓R		✓R	✓R	✓R
	Wheatfield	✓	0%	✓H R V	✓H R V		✓R V	✓H R V	✓H R V
Specialty Finishes	Gunny Fresco	STD	30%				✓R V		✓R V
	Gunny Relic	STD	30%				✓R V		✓R V
	Kindling Fresco	STD	30%				✓R V		✓R V
	Kindling Relic	STD	30%				✓R V		✓R V
	Turquoise Rust	✓	10%		✓R		✓R		
	Weathered Jet*	✓	10%		✓R				
Semi-Translucents	Angora	✓	10%	✓R V	✓R V		✓R V	✓R V	✓R V
	Cabana	STD	10%	✓R V			✓R V	✓R V	✓R V
	Iron Slate	STD	10%	✓R V	✓R V				✓R V
	Mohair	STD	10%	✓R V			✓R V	✓R V	✓R V
	Swift	STD	10%	✓R V			✓R V	✓R V	✓R V
Wet Glazes	Natural Coffee	✓	10%	✓R V	✓R V			✓R V	✓R V
Highlight Glazes	Coffee	✓	10%	✓R V	✓R V			✓R V	✓R V
	Espresso	✓	10%	✓R V	✓R V			✓R V	✓R V
Techniques ✍	Reserve Plus	✓	5%	✓H V	✓H V		✓V	✓H V	✓H V
	Vintage Plus	✓	5%	✓H R	✓H R		✓R	✓H R	✓H R

For Finish Descriptions, see pages C•1 through C•4.

✓ = Available
H = Stain with Highlight.
R = Reserve Plus.
V = Vintage Plus.
*NOT available on Slab Door Styles.
For Door Style finish exceptions, please see the Door Styles section.
✍ Signed Cabinetry Awareness Agreement required and is available on the MasterBrand Connect website.

Finish & Technique Availability Chart

		Matte Sheen	Upcharge	Cherry Door Styles	Maple Door Styles	MDF Door Styles	Quartersawn White Oak Door Styles	Rustic Alder Door Styles ✍	Walnut Door Styles ✍
Decorá Color Collection ✍	Agreeable Gray	✓	10%		✓ H R V B	✓ H B	✓ R V		
	Angel	✓	10%		✓ H R V B	✓ H B	✓ R V		
	Boosted Beige	✓	10%		✓ H R V B	✓ H B	✓ R V		
	Brightest White	✓	10%		✓ H R V B	✓ H B	✓ R V		
	Chantille	✓	10%		✓ H R V B	✓ H B	✓ R V		
	Clayton	✓	10%		✓ H R V B	✓ H B	✓ R V		
	Coastal Plain	✓	10%		✓ H R V B	✓ H B	✓ R V		
	Cozy	✓	10%		✓ H R V B	✓ H B	✓ R V		
	Distance	✓	10%		✓ H R V B	✓ H B	✓ R V		
	Enchanted	✓	10%		✓ H R V B	✓ H B	✓ R V		
	Eva	✓	10%		✓ H R V B	✓ H B	✓ R V		
	Extra White	✓	10%		✓ H R V B	✓ H B	✓ R V		
	Favorite Mug	✓	10%		✓ H R V B	✓ H B	✓ R V		
	Fleeting Green	✓	10%		✓ H R V B	✓ H B	✓ R V		
	Foxhall Green	✓	10%		✓ H R V B	✓ H B	✓ R V		
	Frillseeker	✓	10%		✓ H R V B	✓ H B	✓ R V		
	Genesis	✓	10%		✓ H R V B	✓ H B	✓ R V		
	Grays Harbor	✓	10%		✓ H R V B	✓ H B	✓ R V		
	Hillside	✓	10%		✓ H R V B	✓ H B	✓ R V		
	Jet*	✓	10%		✓ H R V B	✓ H B	✓ R V		
	Lark	✓	10%		✓ H R V B	✓ H B	✓ R V		
	Lyrical	✓	10%		✓ H R V B	✓ H B	✓ R V		
	Mindful Gray	✓	10%		✓ H R V B	✓ H B	✓ R V		
	Mount Etna	✓	10%		✓ H R V B	✓ H B	✓ R V		
	Naval	✓	10%		✓ H R V B	✓ H B	✓ R V		
	North Star	✓	10%		✓ H R V B	✓ H B	✓ R V		
	Odyssey	✓	10%		✓ H R V B	✓ H B	✓ R V		
	Peppercorn	✓	10%		✓ H R V B	✓ H B	✓ R V		
	Poet	✓	10%		✓ H R V B	✓ H B	✓ R V		
	Reef	✓	10%		✓ H R V B	✓ H B	✓ R V		
	Retreat	✓	10%		✓ H R V B	✓ H B	✓ R V		
	Sea Salt	✓	10%		✓ H R V B	✓ H B	✓ R V		
	Sleepy Blue	✓	10%		✓ H R V B	✓ H B	✓ R V		
	Sterling	✓	10%		✓ H R V B	✓ H B	✓ R V		
	Sweet Pea	✓	10%		✓ H R V B	✓ H B	✓ R V		
	Triton	✓	10%		✓ H R V B	✓ H B	✓ R V		
	Westhighland White	✓	10%		✓ H R V B	✓ H B	✓ R V		
	White	✓	10%		✓ H R V B	✓ H B	✓ R V		
Color By Number	Color By Number	✓	12%		✓ H R V B	✓ H B	✓ R V		
Bespoke Custom Hue	Bespoke Custom Hue	✓	15%		✓ H R V B	✓ H B	✓ R V		
Highlight Glazes	Black	✓	10%		✓ R V	✓			
	Coffee	✓	10%		✓ R V	✓			
	Espresso	✓	10%		✓ R V	✓			
	Gunmetal	✓	10%		✓ R V	✓			
	Pewter	✓	10%		✓ R V	✓			
	Platinum	✓	10%		✓ R V	✓			
	Twilight	✓	10%		✓ R V	✓			
Techniques ✍	Brushed Finish	✓	20%		✓	✓			
	Reserve Plus	✓	5%		✓ H V		✓ V		
	Vintage Plus	✓	5%		✓ H R		✓ R		

For Finish Descriptions, see pages C•1 through C•4.
Sample door sign off required for Bespoke Custom Hue and Brushed Finishes unless otherwise specified.
✓ = Available
H = Paint with Highlight.
R = Reserve Plus.
V = Vintage Plus.
B = Brushed Finish.
***Black highlight not available with Jet.**
For Door Style finish exceptions, please see the Door Styles section.
✍ **Signed Cabinetry Awareness Agreement required, and is available on the MasterBrand Connect website.**

Touch-Up Materials Availability Chart

	STAINQRTKIT	GLAZEQUART	PAINTQUART	GLAZEPEN	SSCSATINSH	SSCMATTESH	TUK
Stains	✓*				✓	✓	✓
Stains with Highlight	✓*			✓	✓	✓	✓
Specialty Finishes	✓				✓	✓	✓
Specialty Finishes - Ceruse						✓	
Semi-Translucents	✓**				✓***	✓	✓
Wet Glazes	✓	✓					
Brushed Finish			✓		✓	✓	
Decora Color Collection			✓		✓	✓	✓
Decora Color Collection with Highlight			✓	✓	✓	✓	✓
Color by Number					✓	✓	
Color by Number with Highlight				✓	✓	✓	
Bespoke Custom Hues					✓	✓	
Bespoke Custom Hues with Highlight				✓	✓	✓	

*Not available on Natural
**Not available on Iron Slate
***Only available on Angora

	Description	Price
STAINQRTKIT	Contains 1 quart of toner and 1 quart of stain	192
GLAZEQUART	Quart of glaze	96
PAINTQUART	Quart of paint	96
GLAZEPEN	Glaze pen	31
SSCSATINSH	Aerosol can of standard sheen clear coat material	62
SSCMATTESH	Aerosol can of matte sheen clear coat material	62
TUK	Contains 1 small sponge, 1 marker, 1 soft wax, and instruction sheet.	65

- All touch-up materials intended for field repair. Not to be used for full cabinet application.
- To order touch-up material, specify specie and finish.

Door Styles

Decorá has multiple door style selections that represent many of the trends and fashions found in today's kitchens and baths. Each door style will uniquely change the appearance of your kitchen. For example, a glaze product is not usually favored for door styles that have limited areas on the profile for glazes to hang up. Doors designed with greater detail will have a heavily shadowed appearance due to the increased amount of glaze hang up.

Decorá's unique, broad finish selection lends itself to the achievement of one of a kind kitchen designs. When choosing a finish or finish technique, there are two things you need to consider: wood type & door style.

Wood Specifications*

When choosing a finish, one needs to consider the substrate or material that is to be used in the cabinet construction. The substrate material is the first characteristic to affect finish. Since no two trees produce the same type of grain pattern or mineral characteristic, the wood grain is unique to a tree (i.e., fingerprints). The amount of allowable mineral and natural variation is outlined by the NHLA (National Hardwood Lumber Association). The type and color of mineral and grain are greatly dependent on the location of where the tree grew in the United States, type of soil and location in the forest. Decorá does not sort product for certain color, grain or mineral variation. Unique characteristics of wood enhance the beauty of every kitchen. As hardwood ages, it will darken when exposed to different types of light. Color differences or changes in wood can also be caused by exposure to harsh chemicals, extreme heat or other contributing external conditions. Additionally, wood species exhibit other defining characteristics, such as mineral deposits/streaks, knots, sap runs, pin holes and wormholes. These markings make the wood unique and contribute to its enduring beauty. Neither Decorá nor your Decorá dealer can be responsible for the type or degree of variations which may actually characterize your cabinetry.

*Please note the term 'wood' as used in this Specification Book, includes solid wood, engineered wood, and veneer wood.

Characteristics of Wood

- **Cherry** is characterized by its red undertones, but may vary in color from white to a deep, rich brown. This color variation can occur in a single door panel. Cherry is a close-grained wood with fairly uniform texture, revealing pin knots and curly graining. All wood will age with time and the finish will darken. This is especially true for Cherry. This is a sought-after quality in Cherry cabinetry, and those who select it expect this evolution.
- **Maple** is a close-grained hardwood that is predominately white to creamy-white in color, with occasional reddish-brown tones. While Maple typically features uniform graining as compared to other wood species, characteristic markings may include fine brown lines, wavy or curly graining, bird's eye dots and mineral streaks. These traits are natural and serve to enhance Maple's natural beauty.
- **MDF (Medium Density Fiberboard)** is an engineered wood product composed of wood fibers and resin compressed to create a smooth uniform surface with a consistent core. MDF features no naturally occurring wood characteristics (grain patterns, knots or mineral streaks) and when painted, is more resistant than solid hardwoods to environmental-induced warping, expansion and contraction. MDF door and drawer front components will be MDF. Face frames and box parts utilize maple paint material, and trim and panels utilize maple species. Vintage Plus and Reserve Plus finish techniques are not available.
- **Quartersawn White Oak** features a tight grain or "comb grain." This grain will reveal a fairly straight pattern that can range from very close together to quite far apart, displaying a slight curve in the grain on the verge of creating a cathedral pattern similar to that of flat cut Oak. Medullary rays, sometimes called "tiger striping" or "flecking" may occur. These rays are a common characteristic of Oak and are evident as shiny patches or scars which cut across the grain of the wood. They reflect light differently than the general grain, especially when finished. They are not usually seen in standard Oak. These medullary rays will occur at random and are not considered a defect.
- ✍ **Rustic Alder** is characterized by its light brown and reddish undertones and may contain a variety of pin holes, open and closed knots of various sizes and colors, small cracks, bird pecks, mineral streaks, and grain variation. Some knots may have small holes through the panel. Larger holes will not be filled. In addition, the wood will contain color difference caused by variations in minerals found in the soil, creating visible mineral tracks.

  Sound Closed Knot (not moveable) – Expected in Rustic Alder up to approximately 3" diameter.

  Sound Knot with Cracks – Expect sound knots with open cracks up to approximately 1" in length.

  Open Knot (through door) – Expected in Rustic Alder with open area up to approximately 3/4" diameter. Note: 3/4" diameter is about the size of a penny. Holes created by open knots pass completely through the door and are desirable for this rustic look.

  Unsound Knot (moveable core) – Not to be expected.

  Knot Cluster (cluster of tight sound knots) – To be expected in Rustic Alder.

  Worm Holes/Pin Holes (can go through door) – Can be expected on Rustic Alder up to approximately 1/4" diameter.

  Worm Tracks – Can be expected on Rustic Alder in sizes up to approximately 1/8" wide by 8" long.

  NOTE: Doors, drawer fronts, and certain mouldings will utilize Rustic Alder while other parts may utilize Alder or other materials. For mouldings/embellishments and wood hood availability see respective sections.
- **Walnut** wood features smooth grain, with color variation that can range from deep chocolate, to lighter tones of red/gray/brown. Sapwood areas will be present within Walnut and are lighter in hue, from yellow to light brown Walnut ages opposite of expectation, becoming lighter and more mellow in color over time and with exposure to light.

In keeping with our practice of continuous product improvement and/or to maximize efficiencies, Decorá Cabinetry may adjust specifications in design and materials as it deems necessary. Where differing materials are utilized, they will be of similar or better quality in keeping with Decorá Cabinetry's commitment to quality.

✍ Signed Cabinetry Awareness Agreement required and is available on the MasterBrand Connect website.

How to Use Your Decorá Price List

Use the chart below to determine the price column for your preferred cabinetry style.

Door Styles	Cherry	Maple	MDF	Quartersawn White Oak	Rustic Alder	Walnut
Airedale	D	H		D	D	C
Artisan	I	M		I	I	F
Callaway NEW	H	L		H	H	D
Cassandra	H	L		H	H	D
Cormac	H	L		H	H	D
Daladier	H	L		H	H	D
Davenport	D	F				C
Fredric	H	L		H	H	D
Galleria	I	M		I	I	F
Halden	J	O		J		
Harmony	J	O		J	J	H
Haskins	H	J		H	H	D
Kace	H	L		H	H	D
Kanon	H	L		H	H	D
Kaylee	I	M		I	I	F
Leyden	H	L				D
Mandela	I	J	P			D
Marquis	I	J		I	I	D
Melody	F	K		F	F	C
Palladian NEW	D	F		D		
Plano	K	P		K	K	I
Plaza	K	P		K	K	I
Prescott	K	P		K	K	I
Russell	H	L		H	H	D
Sabine	H	L		H	H	D
Simsbury	I	J		I	I	D
Sloan	I	M		I	I	F
Tala	H	L		H	H	D
Thea	K	P		K	K	I
Vide	H	L		H	H	D
Yardley	D	F		D	D	C

Profile Selection

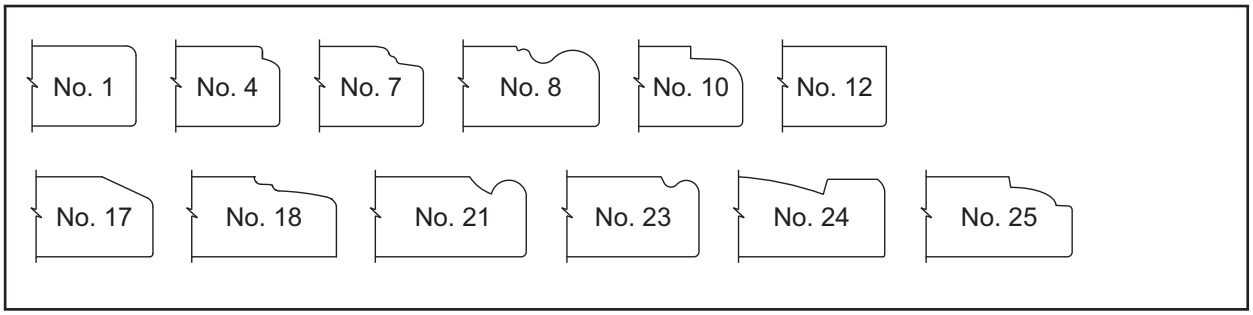

Door Modifications

Modification	Description
A	Aluminum Frame Door
CG	Cut-for-glass
CM	Classic Mullion Door
GM	Gallery Mullion Door
IBO	Inset Beaded Overlay
MFO	Modified Full Overlay
NBO	Inset Non-Beaded Overlay
PEGS	Faux Square Peg
PM	Prairie Mullion Door
SM	Shaker Mullion Door
T	Transom Door

Finishing Techniques

Modification	Description
H	Highlight
G	Wet Glaze
R+	Reserve Plus
V+	Vintage Plus

Full Overlay Styles


Airedale

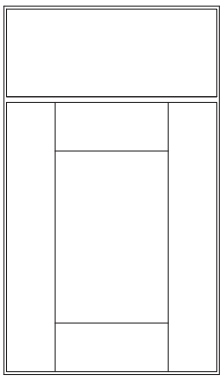
Artisan


Callaway NEW


Cassandra

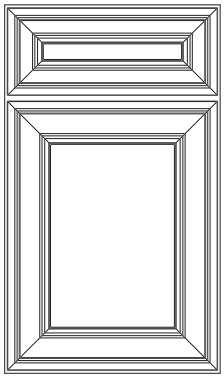
Cormac


Daladier

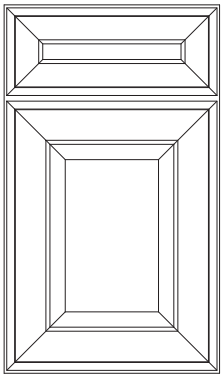
Davenport


Fredric

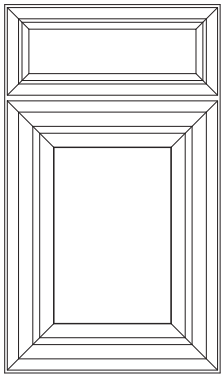
Galleria


Halden

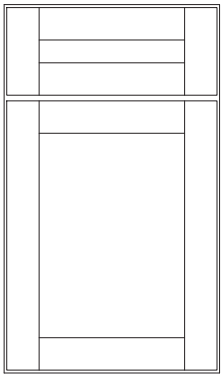
Harmony


Haskins


Kace


Kanon

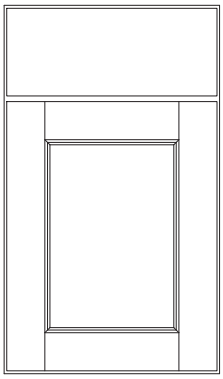
Kaylee


Leyden

Door Styles

Full Overlay Styles


Mandela


Marquis

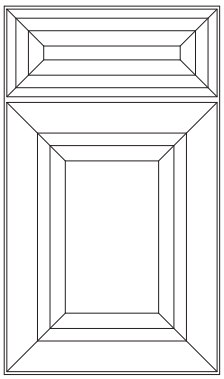
Melody


Palladian NEW

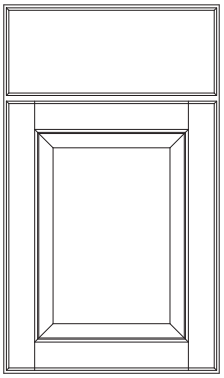
Plano

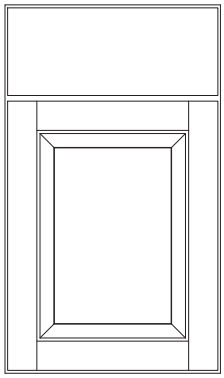
Plaza


Prescott

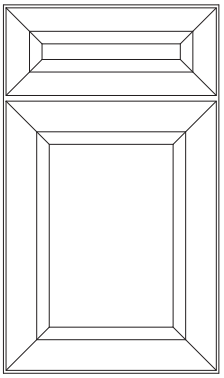
Russell

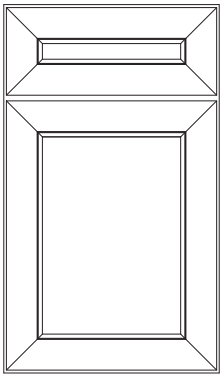
Sabine


Simsbury

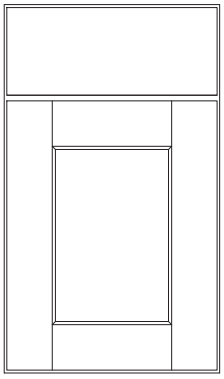
Sloan


Tala

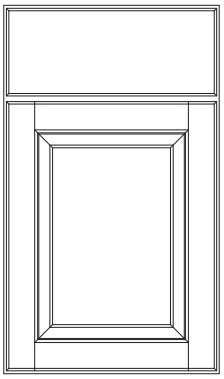
Thea

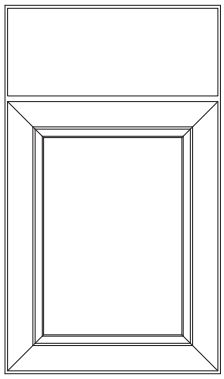
Vide

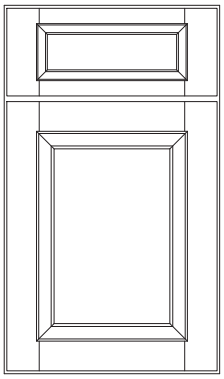
Yardley

Non-Beaded and Beaded Inset Door Styles

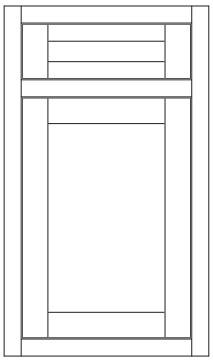

Harmony
Non-Beaded Inset

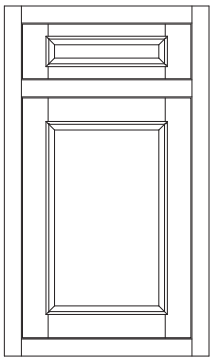

Haskins
Non-Beaded Inset

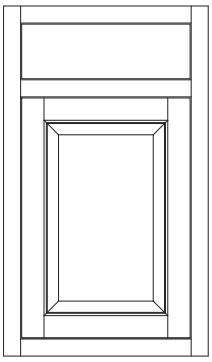

Plano
Non-Beaded Inset

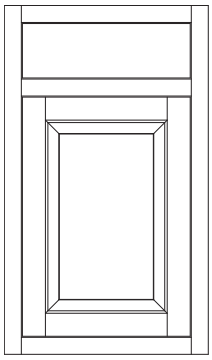

Plaza
Non-Beaded Inset

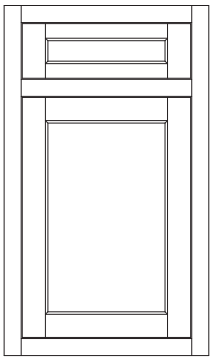

Prescott
Non-Beaded Inset

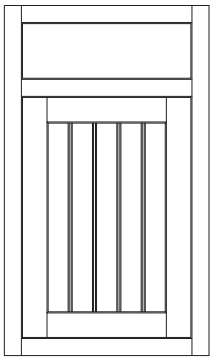

Simsbury
Non-Beaded Inset



Thea
Non-Beaded Inset

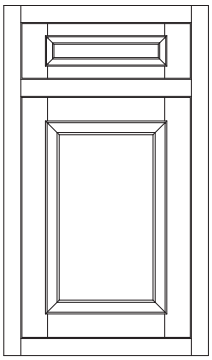

Yardley
Non-Beaded Inset

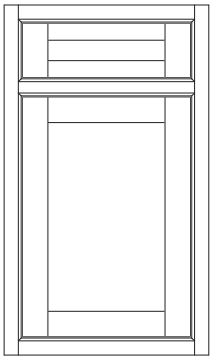

Harmony
Beaded Inset

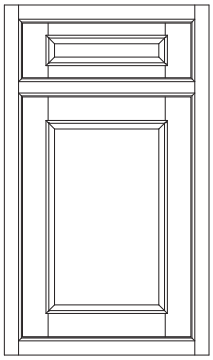

Haskins
Beaded Inset

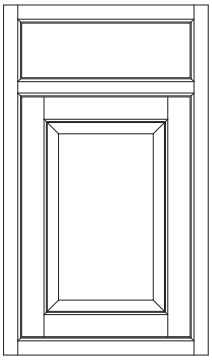

Plano
Beaded Inset

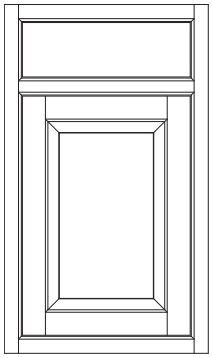

Plaza
Beaded Inset

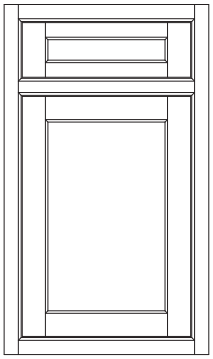

Prescott
Beaded Inset



Simsbury
Beaded Inset



Thea
Beaded Inset

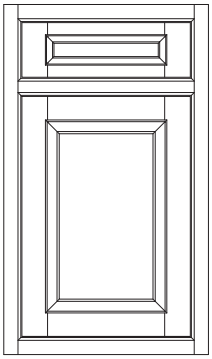

Yardley
Beaded Inset

Door Styles

Airedale Collection*



Base



Wall

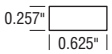

Muntin Profile

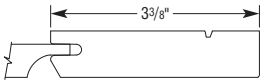

Door Rail/Center Panel Detail

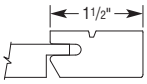

Drawer Rail/Center Panel Detail <6 1/4"

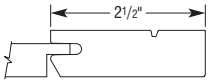

Drawer Rail/Center Panel Detail 6 1/4"≤ x <7 3/4"

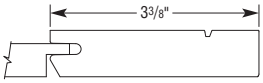

Drawer Rail/Center Panel Detail ≥7 3/4"

Wood Species	Price Column
Cherry	D
Maple	H
Quartersawn White Oak	D
Rustic Alder	D
Walnut	C

Outside Profile Selections

Special Notes

- Solid reverse raised panel mitered door
- Doors 8 1/2" wide utilize a rabbeted center panel
- 5-piece mitered drawer front with flat center panel
- Drawer fronts smaller than 5 1/2" high or tip-out applications will have slab front
- Faux inset design

Design Notes

- Flat center panel on 33" leg

Door Modifications

A	CG	CM	GM	IBO	MFO	NBO	PEGS	PM	SM	T
•	•	•	•		•			•	•	

Finish Technique

H	G	R+	V+
•	•	•	•

Stanisci Panel/Frame

Panel	Frame Profile
SWHFLT	SWH445

Artisan Collection*

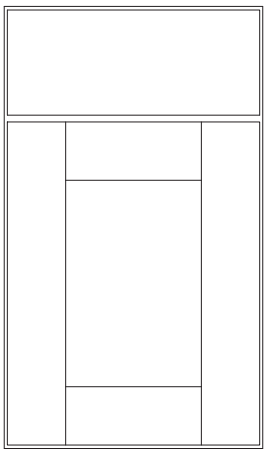

Base



Wall



Optional Drawer Front: Flat 5-piece (DFF5PC and DFF5PCST)

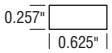

Muntin Profile

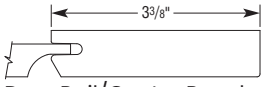

Door Rail/Center Panel Detail

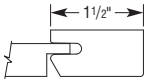

Modification: DFF5PC Drawer Top/Bottom Rail/Center Panel Detail <6 1/4"

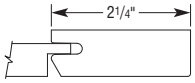

Modification: DFF5PC Drawer Top/Bottom Rail/Center Panel Detail 6 1/4"≤ x <7 3/4"

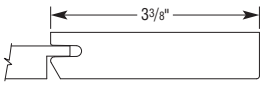

Modification: DFF5PC Drawer Top/Bottom Rail/Center Panel Detail ≥7 3/4"

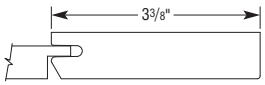

Modification: DFF5PC Side Rail/ Center Panel Detail

Wood Species	Price Column
Cherry	I
Maple	M
Quartersawn White Oak	I
Rustic Alder	I
Walnut	F

Outside Profile Selections*

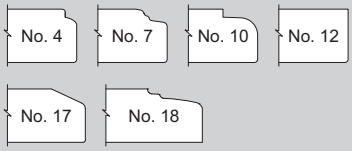

*Profile No. 12 shown

Special Notes

- Solid reverse raised panel door
- Doors smaller than 8 1/2" wide utilize a 2 1/4" side rail
- Solid slab drawer front

Design Notes

- On base, vanity, and tall cabinets, the bottom rail is always 7" high and utlizes 4" rails and stiles when using Recessed or Raised Panel End modifications

Door Modifications

A	CG	CM	GM	IBO	MFO	NBO	PEGS	PM	SM	T
•	•	•	•		•		•	•	•	•

Finish Technique

H	G	R+	V+
•	•	•	•

Stanisci Panel/Frame

Panel	Frame Profile
SWHFLT	SWH445

*When Maple Painted finishes (Decorá Color Collection, Color By Number, Bespoke Custom Hue, or Brushed Technique) are specified, the center panels of the selected style may be constructed of Medium Density Fiberboard (MDF). MDF provides a smoother finish when painted, and is more resistant to warping, expansion, and contraction.

Callaway Collection* NEW



Base



Wall

Optional Drawer Front: Slab (DFSLB and SFSBLT)

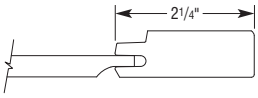

Door Rail/Center Panel Detail

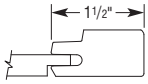

Drawer Top/ Bottom Rail/ Center Panel Detail <6 1/4″

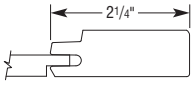

Drawer Top/Bottom Rail/ Center Panel Detail ≥6 1/4″

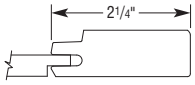

Drawer Side Rail/ Center Panel Detail

Wood Species	Price Column
Cherry	H
Maple	L
Quartersawn White Oak	H
Rustic Alder	H
Walnut	D

Outside Profile Selections*

*Profile No. 1 shown

Special Notes

- Solid reverse raised panel door
- 5-piece flat center panel drawer front
- Drawer fronts smaller than 4 13/16″ high or tip-out applications will have slab front

Door Modifications

A	CG	CM	GM	IBO	MFO	NBO	PEGS	PM	SM	T
•	•				•		•			•

Finish Technique

H	G	R+	V+
•	•	•	•

Stanisci Panel/Frame

Panel	Frame Profile
SWHFLT	SWH445

Cassandra Collection*

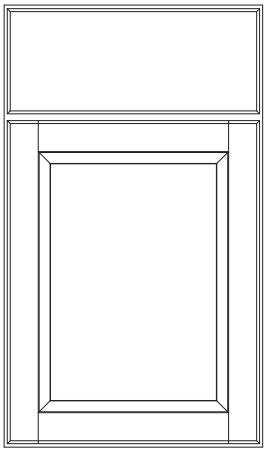

Base



Wall



Optional Drawer Front: Flat 5-piece (DFF5PC and DFF5PCST)

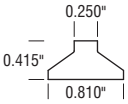

Muntin Profile

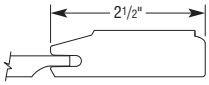

Door Rail/Center Panel Detail

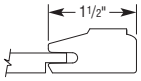

Modification: DFF5PC Drawer Top/ Bottom Rail/Center Panel Detail <6 1/4″

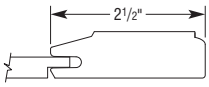

Modification: DFF5PC Drawer Top/ Bottom Rail/Center Panel Detail ≥6 1/4″

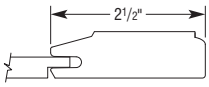

Modification: DFF5PC Side Rail/ Center Panel Detail

Wood Species	Price Column
Cherry	H
Maple	L
Quartersawn White Oak	H
Rustic Alder	H
Walnut	D

Outside Profile Selections*

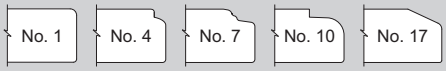

*Profile No. 4 shown

Special Notes

- Solid reverse raised panel door
- Solid slab drawer front

Door Modifications

A	CG	CM	GM	IBO	MFO	NBO	PEGS	PM	SM	T
•	•	•	•		•		•	•	•	•

Finish Technique

H	G	R+	V+
•	•	•	•

Stanisci Panel/Frame

Panel	Frame Profile
SWHFLT	SWH443

*When Maple Painted finishes (Decorá Color Collection, Color By Number, Bespoke Custom Hue, or Brushed Technique) are specified, the center panels of the selected style may be constructed of Medium Density Fiberboard (MDF). MDF provides a smoother finish when painted, and is more resistant to warping, expansion, and contraction.

Door Styles

Cormac Collection*

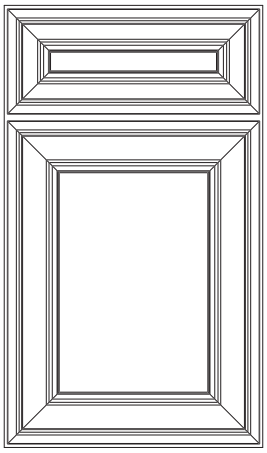

Base

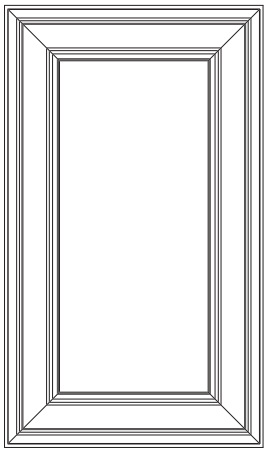

Wall

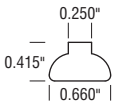

Muntin Profile

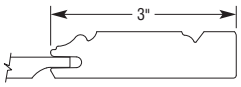

Door Rail/Center Panel Detail

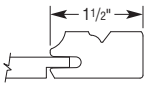

Drawer Rail/Center Panel Detail <6 1/4"

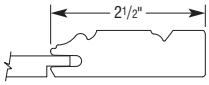

Drawer Rail/Center Panel Detail 6 1/4"≤ x <7 3/4"

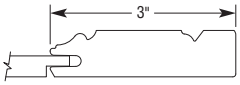

Drawer Rail/Center Panel Detail ≥7 3/4"

Wood Species	Price Column
Cherry	H
Maple	L
Quartersawn White Oak	H
Rustic Alder	H
Walnut	D

Outside Profile Selections

Special Notes

- Solid reverse raised panel mitered door
- 5-piece mitered drawer front with flat center panel
- Drawer fronts smaller than 5 1/2" high or tip-out applications will have slab front
- Doors on openings 58 1/2" high and less will have a single panel door

Door Modifications

A	CG	CM	GM	IBO	MFO	NBO	PEGS	PM	SM	T
•	•	•	•		•			•	•	

Finish Technique

H	G	R+	V+
•	•	•	•

Stanisci Panel/Frame

Panel	Frame Profile
SWHFLT	SWH443

Daladier Collection*



Base

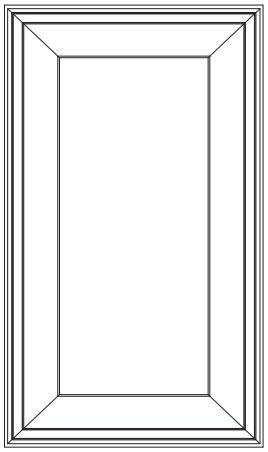

Wall

Optional Drawer Front: Slab (DFSLB and DFSLBT)

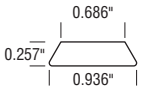

Muntin Profile

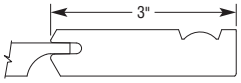

Door Rail/Center Panel Detail

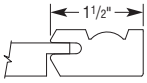

Drawer Rail/Center Panel Detail <6 1/4"

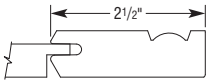

Drawer Rail/Center Panel Detail 6 1/4"≤ x <9 1/4"

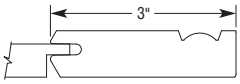

Drawer Rail/Center Panel Detail ≥9 1/4"

Wood Species	Price Column
Cherry	H
Maple	L
Quartersawn White Oak	H
Rustic Alder	H
Walnut	D

Outside Profile Selections

Special Notes

- Solid reverse raised panel mitered door
- 5-piece mitered drawer front with flat center panel
- Drawer fronts smaller than 5 1/2" high will have slab front

Design Notes

- Flat center panel on 33" leg

Door Modifications

A	CG	CM	GM	IBO	MFO	NBO	PEGS	PM	SM	T
•	•	•	•					•	•	

Finish Technique

H	G	R+	V+
•	•	•	•

Stanisci Panel/Frame

Panel	Frame Profile
SWHFLT	SWH445

*When Maple Painted finishes (Decorá Color Collection, Color By Number, Bespoke Custom Hue, or Brushed Technique) are specified, the center panels of the selected style may be constructed of Medium Density Fiberboard (MDF). MDF provides a smoother finish when painted, and is more resistant to warping, expansion, and contraction.

Davenport Collection*



Base



Wall

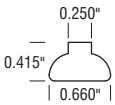

Muntin Profile

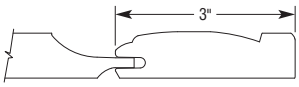

Door Rail/Center Panel Detail

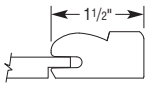

Drawer Rail/Center Panel Detail <6 1/4"

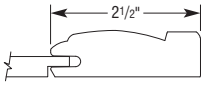

Drawer Rail/Center Panel Detail
6 1/4"≤ x <9 1/4"

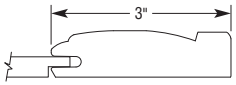

Drawer Rail/Center Panel Detail ≥9 1/4"

Wood Species	Price Column
Cherry	D
Maple	F
Walnut	C

Outside Profile Selections

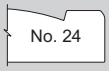

Special Notes

- Solid double raised panel mitered door
- 5-piece mitered drawer front with flat center panel
- Drawer fronts smaller than 5 1/2" high will have slab front

Design Notes

- Flat center panel on 33" leg

Door Modifications

A	CG	CM	GM	IBO	MFO	NBO	PEGS	PM	SM	T
•	•	•	•		•			•	•	

Finish Technique

H	G	R+	V+
•	•	•	•

Stanisci Panel/Frame

Panel	Frame Profile
SWHBAS	SWH441

Fredric Collection*



Base



Wall

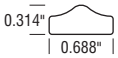

Muntin Profile

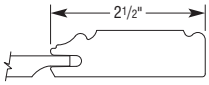

Door Rail/Center Panel Detail

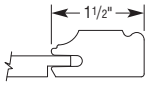

Drawer Rail/Center Panel Detail <6 1/4"

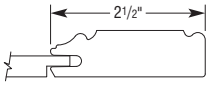

Drawer Rail/Center Panel Detail ≥6 1/4"

Wood Species	Price Column
Cherry	H
Maple	L
Quartersawn White Oak	H
Rustic Alder	H
Walnut	D

Outside Profile Selections

Special Notes

- Solid reverse raised panel mitered door
- 5-piece mitered drawer front with flat center panel
- Drawer fronts smaller than 5 1/2" high or tip-out applications will have slab front
- Doors on openings 58 1/2" high and less will have a single panel door

Door Modifications

A	CG	CM	GM	IBO	MFO	NBO	PEGS	PM	SM	T
•	•	•	•		•			•	•	

Finish Technique

H	G	R+	V+
•	•	•	•

Stanisci Panel/Frame

Panel	Frame Profile
SWHFLT	SWH446

*When Maple Painted finishes (Decorá Color Collection, Color By Number, Bespoke Custom Hue, or Brushed Technique) are specified, the center panels of the selected style may be constructed of Medium Density Fiberboard (MDF). MDF provides a smoother finish when painted, and is more resistant to warping, expansion, and contraction.

Door Styles

Galleria Collection*

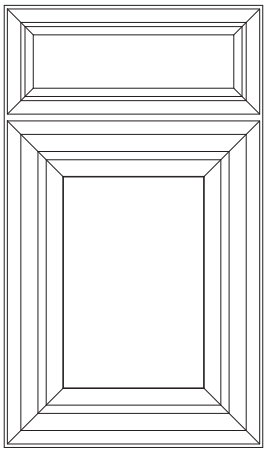

Base

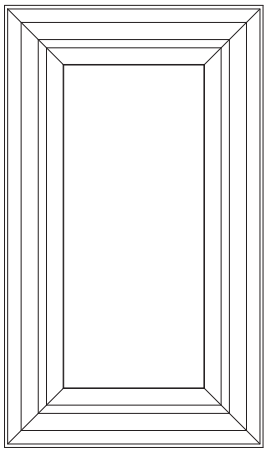

Wall

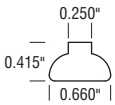

Muntin Profile

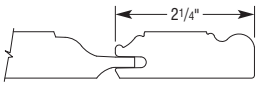

Door Rail/Center Panel Detail

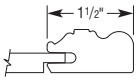

Drawer Rail/Center Panel Detail <6 1/4"

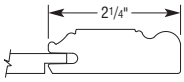

Drawer Rail/Center Panel Detail ≥6 1/4"

Wood Species | **Price Column**

Cherry	I
Maple	M
Quartersawn White Oak	I
Rustic Alder	I
Walnut	F

Outside Profile Selections

Special Notes

- Solid double raised panel mitered door
- 5-piece mitered drawer front with flat center panel
- Drawer fronts smaller than 5 1/2″ high or tip-out applications will have slab front

Door Modifications

A	CG	CM	GM	IBO	MFO	NBO	PEGS	PM	SM	T
•	•	•	•		•			•	•	

Finish Technique

H	G	R+	V+
•	•	•	•

Stanisci Panel/Frame

Panel	Frame Profile
SWHOGE	SWH443

Halden Collection*



Base



Wall

Optional Drawer Front: Slab (DFSLB and DFSLBT)

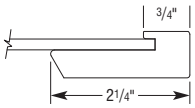

Door Rail/Center Panel Detail

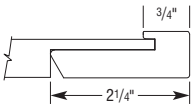

Drawer Rail/Center Panel Detail

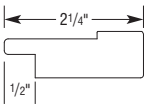

CG Door Retail Detail

Wood Species | **Price Column**

Cherry	J
Maple	O
Quartersawn White Oak	J

Outside Profile Selections

Special Notes

- Veneer flat panel mitered door
- 5-piece mitered drawer front with flat veneer center panel
- Drawer fronts smaller than 5 1/2″ high or tip-out applications will have slab front

Design Notes

- Grain direction is vertical on doors and 5-piece drawer fronts.
- On the BCRN3D36 , drawer fronts will have slab front
- Doors on openings 58 1/2″ high and less will have a single panel door

Door Modifications

A	CG*	CM	GM	IBO	MFO	NBO	PEGS	PM	SM	T
	•									

* CG will change the door rail on this style. Please see image in this section.

Finish Technique

H	G	R+	V+
•	•		•

Stanisci Panel/Frame

Panel	Frame Profile
SWHFLT	SWH445

*When Maple Painted finishes (Decorá Color Collection, Color By Number, Bespoke Custom Hue, or Brushed Technique) are specified, the center panels of the selected style may be constructed of Medium Density Fiberboard (MDF). MDF provides a smoother finish when painted, and is more resistant to warping, expansion, and contraction.

Harmony Collection*



Base



Wall

Optional Drawer Front:
Slab (DFSLB and DFSLBT)

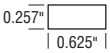

Muntin Profile

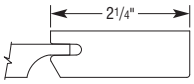

Door Rail/Center Panel Detail

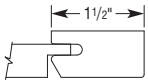

Drawer Top/Bottom Rail/
Center Panel Detail <6 1/4″

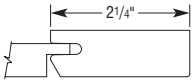

Drawer Top/Bottom Rail/
Center Panel Detail ≥6 1/4″

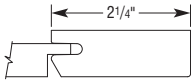

Drawer Side Rail/
Center Panel Detail

Wood Species	Price Column
Cherry	J
Maple	O
Quartersawn White Oak	J
Rustic Alder	J
Walnut	H

Outside Profile Selections*

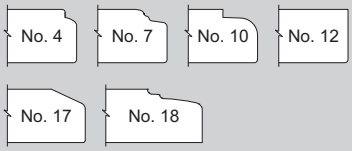

*Profile No. 12 shown

Special Notes

- Solid reverse raised panel door
- 5-piece flat center panel drawer front
- Drawer fronts smaller than 4 13/16″ high or tip-out applications will have slab front

Door Modifications

A	CG	CM	GM	IBO	MFO	NBO	PEGS	PM	SM	T
•	•	•	•	•	•	•	•	•	•	•

Finish Technique

H	G	R+	V+
•	•	•	•

Stanisci Panel/Frame

Panel	Frame Profile
SWHFLT	SWH445

Haskins Collection*

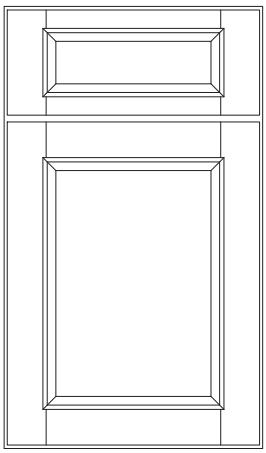

Base

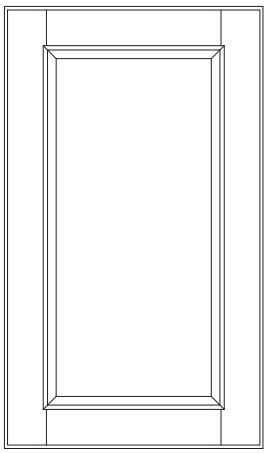

Wall

Optional Drawer Front:
Slab (DFSLB and DFSLBT)

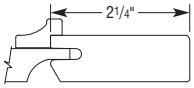

Door Side Rail/Center Panel Detail

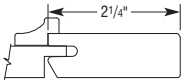

Drawer Side Rail/
Center Panel Detail

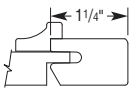

Drawer Top/Bottom Rail/
Center Panel Detail <6 3/4″

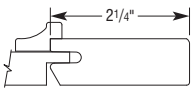

Drawer Top/Bottom Rail/
Center Panel Detail ≥6 3/4″

Wood Species	Price Column
Cherry	H
Maple	J
Quartersawn White Oak	H
Rustic Alder	H
Walnut	D

Outside Profile Selections*

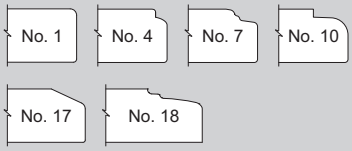

*Profile No. 1 shown

Special Notes

- 9-piece solid reverse raised panel door with onlay moulding
- 3/4″ wide onlay moulding applied to door and drawer front
- 9-piece flat center panel drawer front with onlay moulding
- Drawer fronts smaller than 4 13/16″ high or tip-out applications will have slab front

Door Modifications

A	CG	CM	GM	IBO	MFO	NBO	PEGS	PM	SM	T
•	•			•		•				

Finish Technique

H	G	R+	V+
•	•	•	•

Stanisci Panel/Frame

Panel	Frame Profile
SWHFLT	SWH445

*When Maple Painted finishes (Decorá Color Collection, Color By Number, Bespoke Custom Hue, or Brushed Technique) are specified, the center panels of the selected style may be constructed of Medium Density Fiberboard (MDF). MDF provides a smoother finish when painted, and is more resistant to warping, expansion, and contraction.

Door Styles

Kace Collection*



Base



Wall



Optional Drawer Front: Flat 5-piece (DFF5PC and DFF5PCST)

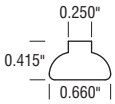

Muntin Profile

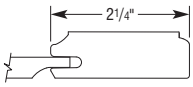

Door Rail/Center Panel Detail

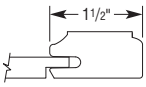

Modification: DFF5PC Drawer Top/ Bottom Rail/Center Panel Detail <6 1/4″

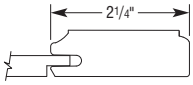

Modification: DFF5PC Drawer Top/ Bottom Rail/Center Panel Detail ≥6 1/4″

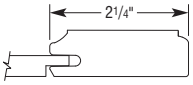

Modification: DFF5PC Drawer Side Rail/ Center Panel Detail

Wood Species	Price Column
Cherry	H
Maple	L
Quartersawn White Oak	H
Rustic Alder	H
Walnut	D

Outside Profile Selections*

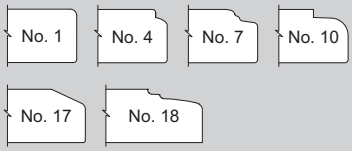

*Profile No. 4 shown

Special Notes

- Solid reverse raised panel door
- Solid slab drawer front

Door Modifications

A	CG	CM	GM	IBO	MFO	NBO	PEGS	PM	SM	T
•	•	•	•		•		•	•	•	•

Finish Technique

H	G	R+	V+
•	•	•	•

Stanisci Panel/Frame

Panel	Frame Profile
SWHFLT	SWH443

Kanon Collection*

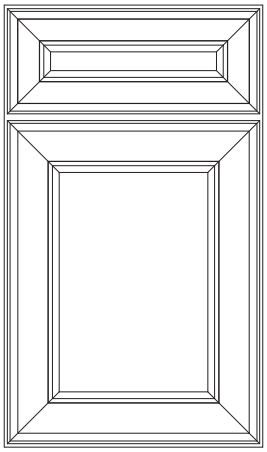

Base



Wall

Optional Drawer Front: Slab (DFSLB and DFSLBT)

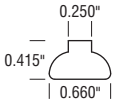

Muntin Profile

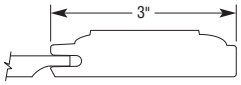

Door Rail/Center Panel Detail

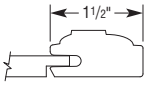

Drawer Rail/Center Panel Detail <6 1/4″

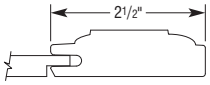

Drawer Rail/Center Panel Detail 6 1/4″≤ x <7 3/4″

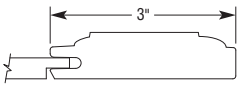

Drawer Rail/Center Panel Detail ≥7 3/4″

Wood Species	Price Column
Cherry	H
Maple	L
Quartersawn White Oak	H
Rustic Alder	H
Walnut	D

Outside Profile Selections

Special Notes

- Solid reverse raised panel mitered door
- 5-piece mitered drawer front with flat center panel
- Drawer fronts smaller than 5 1/2″ high will have slab front
- Doors on openings 58 1/2″ high and less will have a single panel door

Door Modifications

A	CG	CM	GM	IBO	MFO	NBO	PEGS	PM	SM	T
•	•	•	•		•			•	•	

Finish Technique

H	G	R+	V+
•	•	•	•

Stanisci Panel/Frame

Panel	Frame Profile
SWHFLT	SWH446

*When Maple Painted finishes (Decorá Color Collection, Color By Number, Bespoke Custom Hue, or Brushed Technique) are specified, the center panels of the selected style may be constructed of Medium Density Fiberboard (MDF). MDF provides a smoother finish when painted, and is more resistant to warping, expansion, and contraction.

Kaylee Collection*

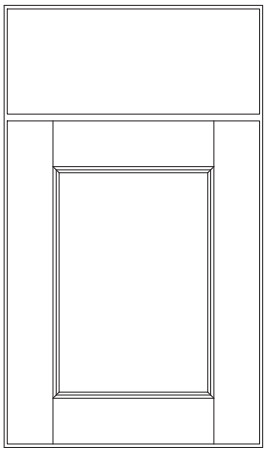

Base



Wall

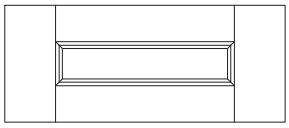

Optional Drawer Front: Flat 5-piece (DFF5PC and DFF5PCST)

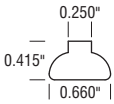

Muntin Profile

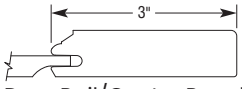

Door Rail/Center Panel Detail

Wood Species	Price Column
Cherry	I
Maple	M
Quartersawn White Oak	I
Rustic Alder	I
Walnut	F

Outside Profile Selections*

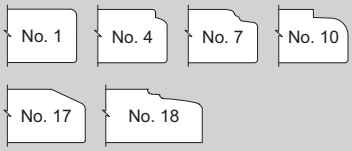

*Profile No. 1 shown

Special Notes

- Solid reverse raised panel mitered door
- Doors smaller than 8 1/2″ wide require a 2 1/4″ side rail
- Solid slab drawer front

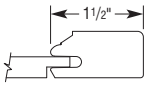

Modification: DFF5PC Drawer Top/Bottom Rail/Center Panel Detail <6 1/4″

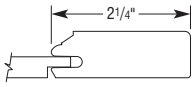

Modification: DFF5PC Drawer Top/ Bottom Rail/Center Panel Detail 6 1/4″≤ x <7 3/4″



Modification: DFF5PC Drawer Top/ Bottom Rail/Center Panel Detail ≥7 3/4″

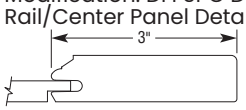

Modification: DFF5PC Drawer Side Rail/ Center Panel Detail

Door Modifications

A	CG	CM	GM	IBO	MFO	NBO	PEGS	PM	SM	T
•	•	•	•		•		•	•	•	•

Finish Technique

H	G	R+	V+
•	•	•	•

Stanisci Panel/Frame

Panel	Frame Profile
SWHFLT	SWH443

Leyden Collection*



Base



Wall

Wood Species	Price Column
Cherry	H
Maple	L
Walnut	D

Outside Profile Selections

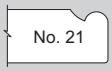

Special Notes

- Solid reverse raised panel mitered door
- 5-piece mitered drawer front with flat center panel
- Drawer fronts smaller than 5 1/2″ high will have slab front

Design Notes

- Flat center panel on 33″ leg

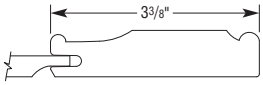

Door Rail/Center Panel Detail

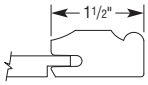

Drawer Rail/Center Panel Detail <6 1/4″

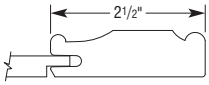

Drawer Rail/Center Panel Detail 6 1/4″≤ x <7 3/4″

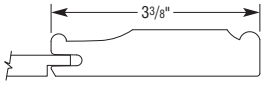

Drawer Rail/Center Panel Detail ≥7 3/4″

Door Modifications

A	CG	CM	GM	IBO	MFO	NBO	PEGS	PM	SM	T
•	•									

Finish Technique

H	G	R+	V+
•	•	•	•

Stanisci Panel/Frame

Panel	Frame Profile
No Recommendation	

*When Maple Painted finishes (Decorá Color Collection, Color By Number, Bespoke Custom Hue, or Brushed Technique) are specified, the center panels of the selected style may be constructed of Medium Density Fiberboard (MDF). MDF provides a smoother finish when painted, and is more resistant to warping, expansion, and contraction.

Door Styles

Mandela Collection



Base



Wall

Wood Species	Price Column
Cherry	I
Maple**	J
MDF	P
Walnut	D

**Not available with Paints.

Outside Profile Selections

Special Notes

- Veneer Slab door
- Veneer Slab drawer front
- Grain direction is vertical on doors and horizontal on drawer fronts.
- MDF door and drawer front components will be MDF
- There may be an extended lead time on all species except MDF

Door Modifications

A	CG	CM	GM	IBO	MFO	NBO	PEGS	PM	SM	T
•	•									

Finish Technique

H	G	R+	V+
	•		

Stanisci Panel/Frame

Panel	Frame Profile
SWHFLT	SWH445

Marquis Collection



Base



Wall

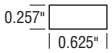

Muntin Profile

Wood Species	Price Column
Cherry	I
Maple	J
Quartersawn White Oak	I
Rustic Alder	I
Walnut	D

Outside Profile Selections*

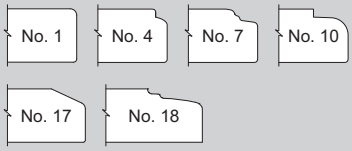

*Profile No. 1 shown

Special Notes

- Solid slab door
- Solid-wood battens applied to back of door
- Solid slab drawer front
- Grain direction is vertical on doors and horizontal on drawer fronts.

Door Modifications

A	CG	CM	GM	IBO	MFO	NBO	PEGS	PM	SM	T
•	•	•	•		•			•	•	

Finish Technique

H	G	R+	V+
	•	•	•

Stanisci Panel/Frame

Panel	Frame Profile
SWHFLT	SWH445

*When Maple Painted finishes (Decorá Color Collection, Color By Number, Bespoke Custom Hue, or Brushed Technique) are specified, the center panels of the selected style may be constructed of Medium Density Fiberboard (MDF). MDF provides a smoother finish when painted, and is more resistant to warping, expansion, and contraction.

Melody Collection*



Base



Wall

Optional Drawer Front: Slab (DFSLB and DFSLBT)

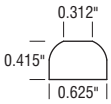

Muntin Profile

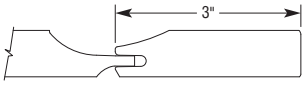

Door Rail/Center Panel Detail

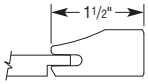

Drawer Rail/Center Panel Detail <6 1/4"

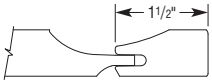

Drawer Rail/Center Panel Detail 6 1/4"≤ x <9 1/4"

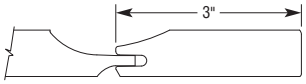

Drawer Rail/Center Panel Detail ≥9 1/4"

Wood Species	Price Column
Cherry	F
Maple	K
Quartersawn White Oak	F
Rustic Alder	F
Walnut	C

Outside Profile Selections

Special Notes

- Solid double raised panel mitered door
- 5-piece mitered flat center panel drawer front when < 6 1/4" and 5-piece mitered raised center panel drawer front when ≥ 6 1/4"
- Drawer fronts smaller than 5 1/2" high will have slab

Design Notes

- Flat center panel on 33" leg

Door Modifications

A	CG	CM	GM	IBO	MFO	NBO	PEGS	PM	SM	T
•	•	•	•		•			•	•	

Finish Technique

H	G	R+	V+
•	•	•	•

Stanisci Panel/Frame

Panel	Frame Profile
SWHCOV	SWH445

Palladian Collection* NEW



Base



Wall



Panel/Onlay Detail

Wood Species	Price Column
Cherry	D
Maple	F
Quartersawn White Oak	D

Outside Profile Selections

Special Notes

- Micro-onlay slab door with 5/8" veneer panel
- Minimum drawer front height is 5 1/2" high
- There may be an extended lead time

Design Notes

- Grain direction is vertical on doors and drawer fronts.
- On the BCRN3D36 , drawer fronts will have slab front

Door Modifications

A	CG	CM	GM	IBO	MFO	NBO	PEGS	PM	SM	T
•					•					

Finish Technique

H	G	R+	V+
•	•		

Stanisci Panel/Frame

Panel	Frame Profile
No Recommendation	

*When Maple Painted finishes (Decorá Color Collection, Color By Number, Bespoke Custom Hue, or Brushed Technique) are specified, the center panels of the selected style may be constructed of Medium Density Fiberboard (MDF). MDF provides a smoother finish when painted, and is more resistant to warping, expansion, and contraction.

Door Styles

Plano Collection*

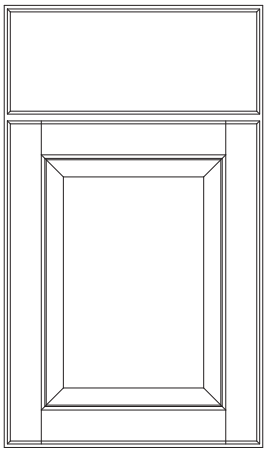

Base

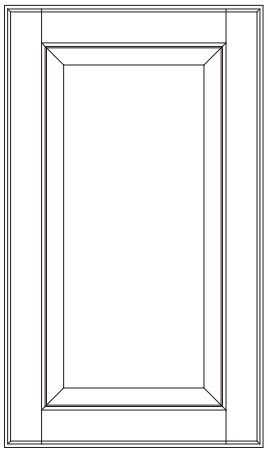

Wall



Optional Drawer Front: Flat 5-piece (DFF5PC and DFF5PCST)

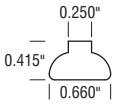

Muntin Profile

Wood Species	Price Column
Cherry	K
Maple	P
Quartersawn White Oak	K
Rustic Alder	K
Walnut	I

Outside Profile Selections*

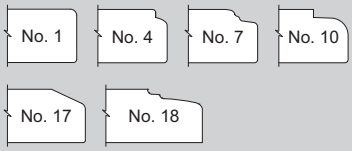

*Profile No. 4 shown

Special Notes

- Solid double raised panel door
- Solid slab drawer front

Design Notes

- Drawer Front Flat 5-piece, Slab Top (DFF5PCST) not available with Inset.

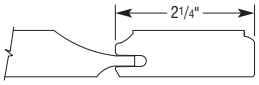

Door Rail/Center Panel Detail

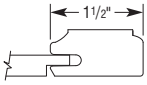

Modification: DFF5PC Drawer Top/ Bottom Rail/Center Panel Detail <6 1/4"

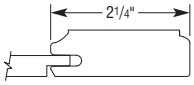

Modification: DFF5PC Drawer Top/Bottom Rail/Center Panel Detail ≥6 1/4"

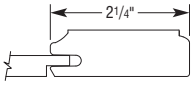

Modification: DFF5PC Drawer Side Rail/ Center Panel Detail

Door Modifications

A	CG	CM	GM	IBO	MFO	NBO	PEGS	PM	SM	T
•	•	•	•	•	•	•	•	•	•	•

Finish Technique

H	G	R+	V+
•	•	•	•

Stanisci Panel/Frame

Panel	Frame Profile
SWHCOV	SWH443

*When Maple Painted finishes (Decorá Color Collection, Color By Number, Bespoke Custom Hue, or Brushed Technique) are specified, the center panels of the selected style may be constructed of Medium Density Fiberboard (MDF). MDF provides a smoother finish when painted, and is more resistant to warping, expansion, and contraction.

Plaza Collection*

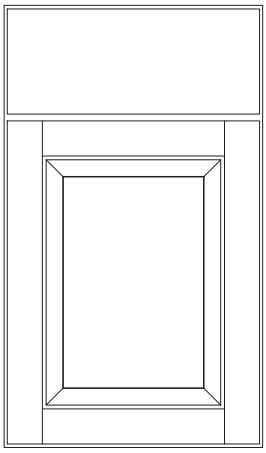

Base

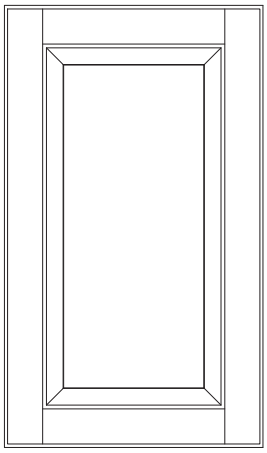

Wall

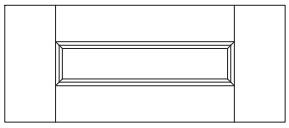

Optional Drawer Front: Flat 5-piece (DFF5PC and DFF5PCST)



Optional Drawer Front: Flat 5-piece (DFR5PC and DFR5PCST)

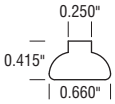

Muntin Profile

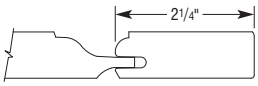

Door Rail/Center Panel Detail

Wood Species / Price Column

Wood Species	Price Column
Cherry	K
Maple	P
Quartersawn White Oak	K
Rustic Alder	K
Walnut	I

Outside Profile Selections*

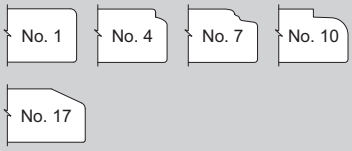

*Profile No. 1 shown

Special Notes

- Solid double raised panel door
- Solid slab drawer front

Design Notes

- Drawer Front Flat 5-piece, Slab Top (DFF5PCST) and Drawer Front Raised 5-piece, Slab Top (DFR5PCST) not available with Inset.

Door Modifications

A	CG	CM	GM	IBO	MFO	NBO	PEGS	PM	SM	T
•	•	•	•	•	•			•	•	

Finish Technique

H	G	R+	V+
•	•	•	•

Stanisci Panel/Frame

Panel	Frame Profile
SWHOGE	SWH441

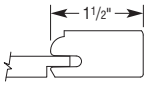

Modification: DFF5PC Drawer Top/Bottom Rail/ Center Panel Detail <6 1/4"

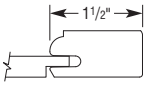

Modification: DFR5PC Drawer Top/ Bottom Rail/Center Panel Detail <6 1/4"

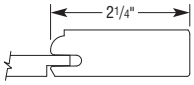

Modification: DFF5PC Drawer Top/Bottom Rail/ Center Panel Detail ≥6 1/4"

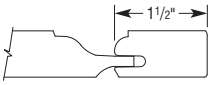

Modification: DFR5PC Drawer Top/Bottom Rail/Center Panel Detail 6 1/4"≤ x <7 3/4"

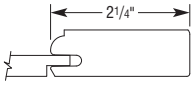

Modification: DFF5PC Drawer Side Rail/ Center Panel Detail

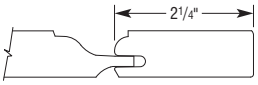

Modification: DFR5PC Drawer Top/Bottom Rail/ Center Panel Detail ≥7 3/4"

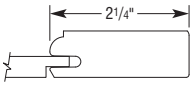

Modification: DFR5PC Drawer Side Rail/ Center Panel Detail <6 1/4"

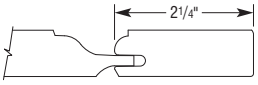

Modification: DFR5PC Drawer Side Rail/ Center Panel Detail ≥6 1/4"

*When Maple Painted finishes (Decorá Color Collection, Color By Number, Bespoke Custom Hue, or Brushed Technique) are specified, the center panels of the selected style may be constructed of Medium Density Fiberboard (MDF). MDF provides a smoother finish when painted, and is more resistant to warping, expansion, and contraction.

Door Styles

Prescott Collection*



Base



Wall

Optional Drawer Front: Slab (DFSLB and DFSLBT)

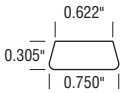

Muntin Profile

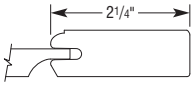

Door Rail/Center Panel Detail

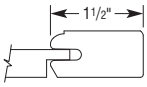

Drawer Top/Bottom Rail/ Center Panel Detail <6 1/4"

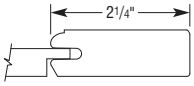

Drawer Top/Bottom Rail/ Center Panel Detail ≥6 1/4"

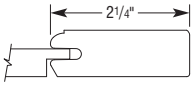

Drawer Side Rail/Center Panel Detail

Wood Species	Price Column
Cherry	K
Maple	P
Quartersawn White Oak	K
Rustic Alder	K
Walnut	I

Outside Profile Selections*

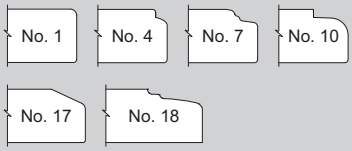

*Profile No. 1 shown

Special Notes

- Solid reverse raised panel door
- 5-piece flat center panel drawer front
- Drawer fronts smaller than 4 3/4" high will have slab front

Door Modifications

A	CG	CM	GM	IBO	MFO	NBO	PEGS	PM	SM	T
•	•	•	•	•	•	•	•	•	•	•

Finish Technique

H	G	R+	V+
•	•	•	•

Stanisci Panel/Frame

Panel	Frame Profile
SWHFLT	SWH441

Russell Collection*

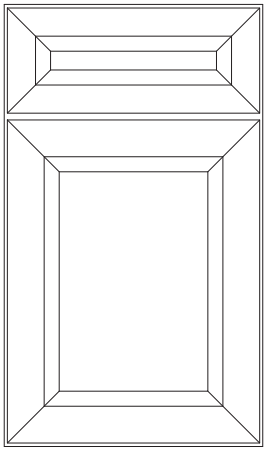

Base



Wall



Optional Drawer Front: Slab (DFSLB and DFSLBT)

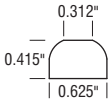

Muntin Profile

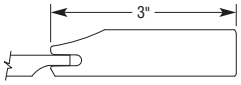

Door Rail/Center Panel Detail

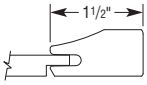

Drawer Rail/Center Panel Detail <6 1/4"

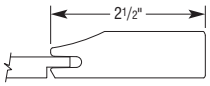

Drawer Rail/Center Panel Detail 6 1/4"≤ x <7 3/4"

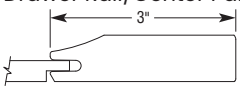

Drawer Rail/Center Panel Detail ≥7 3/4"

Wood Species	Price Column
Cherry	H
Maple	L
Quartersawn White Oak	H
Rustic Alder	H
Walnut	D

Outside Profile Selections

Special Notes

- Solid reverse raised panel mitered door
- 5-piece mitered flat center panel drawer front
- Drawer fronts smaller than 5 1/2" high will have slab front

Door Modifications

A	CG	CM	GM	IBO	MFO	NBO	PEGS	PM	SM	T
•	•	•	•		•			•	•	

Finish Technique

H	G	R+	V+
•	•	•	•

Stanisci Panel/Frame

Panel	Frame Profile
SWHFLT	SWH445

*When Maple Painted finishes (Decorá Color Collection, Color By Number, Bespoke Custom Hue, or Brushed Technique) are specified, the center panels of the selected style may be constructed of Medium Density Fiberboard (MDF). MDF provides a smoother finish when painted, and is more resistant to warping, expansion, and contraction.

Sabine Collection*

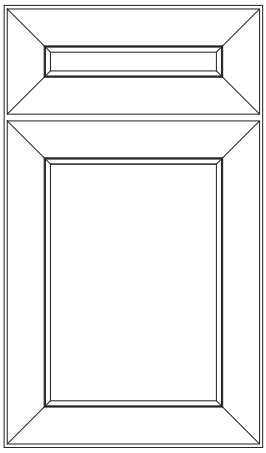

Base



Wall

Optional Drawer Front: Slab (DFSLB and DFSLBT)

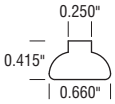

Muntin Profile

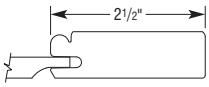

Door Rail/Center Panel Detail

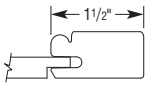

Drawer Rail/Center Panel Detail <6 1/4″

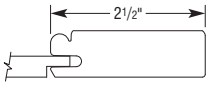

Drawer Rail/Center Panel Detail ≥6 1/4″

Wood Species	Price Column
Cherry	H
Maple	L
Quartersawn White Oak	H
Rustic Alder	H
Walnut	D

Outside Profile Selections

Special Notes

- Solid reverse raised panel mitered door
- 5-piece mitered drawer front with flat center panel
- Drawer fronts smaller than 5 1/2″ high or tip-out applications will have slab front
- Doors on openings 58 1/2″ high and less will have a single panel door

Door Modifications

A	CG	CM	GM	IBO	MFO	NBO	PEGS	PM	SM	T
•	•	•	•		•			•	•	

Finish Technique

H	G	R+	V+
•	•	•	•

Stanisci Panel/Frame

Panel	Frame Profile
SWHFLT	SWH441

Simsbury Collection

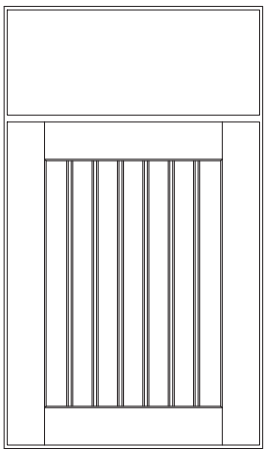

Base



Wall

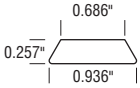

Muntin Profile

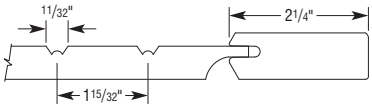

Door Rail/Center Panel Detail

Wood Species	Price Column
Cherry	I
Maple	J
Quartersawn White Oak	I
Rustic Alder	I
Walnut	D

Outside Profile Selections*

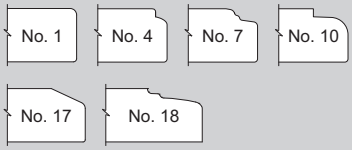

*Profile No. 1 shown

Special Notes

- Solid reverse raised panel door
- Solid slab drawer front
- Wall Top Hinge, Wall Lift-up, Wall Vertical-lift not available

Door Modifications

A	CG	CM	GM	IBO	MFO	NBO	PEGS	PM	SM	T
•	•	•	•	•	•	•	•	•	•	•

Finish Technique

H	G	R+	V+
	•	•	•

Stanisci Panel/Frame

Panel	Frame Profile
SWHFLT	SWH445

*When Maple Painted finishes (Decorá Color Collection, Color By Number, Bespoke Custom Hue, or Brushed Technique) are specified, the center panels of the selected style may be constructed of Medium Density Fiberboard (MDF). MDF provides a smoother finish when painted, and is more resistant to warping, expansion, and contraction.

Door Styles

Sloan Collection*



Base

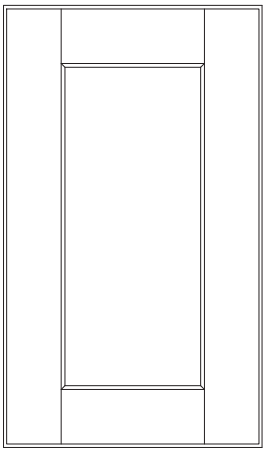

Wall



Optional Drawer Front: Flat 5-piece (DFF5PC and DFF5PCST)

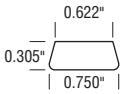

Muntin Profile

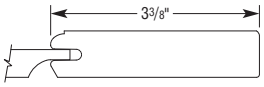

Door Rail/Center Panel Detail

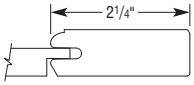

Modification: DFF5PC Top/Bottom Rail/Center Panel Detail

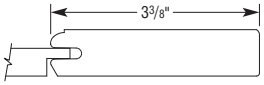

Modification: DFF5PC Side Rail/ Center Panel Detail

Wood Species	Price Column
Cherry	I
Maple	M
Quartersawn White Oak	I
Rustic Alder	I
Walnut	F

Outside Profile Selections*

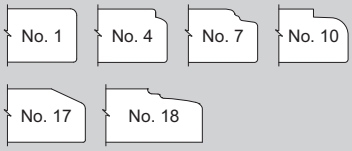

*Profile No. 1 shown

Special Notes

- Solid reverse raised panel door
- Doors under 8 1/2″ wide will be slab
- Doors under than 9 25/32″ wide require a 2 1/4″ side rail
- Solid slab drawer front
- Drawer fronts smaller than 5 3/4″ high will have slab front

Door Modifications

A	CG	CM	GM	IBO	MFO	NBO	PEGS	PM	SM	T
•	•	•	•		•		•	•	•	•

Finish Technique

H	G	R+	V+
•	•	•	•

Stanisci Panel/Frame

Panel	Frame Profile
SWHFLT	SWH441

Tala Collection*



Base



Wall

Optional Drawer Front: Slab (DFSLB and DFSLBT)

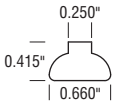

Muntin Profile

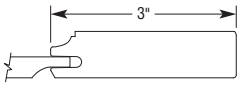

Door Rail/Center Panel Detail

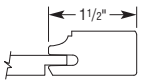

Drawer Top/Bottom Rail/ Center Panel Detail <6 1/4″

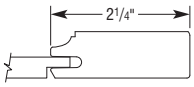

Drawer Top/Bottom Rail/Center Panel Detail 6 1/4″≤ x <7 3/4″

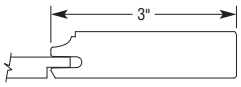

Drawer Top/Bottom Rail/ Center Panel Detail ≥7 3/4″

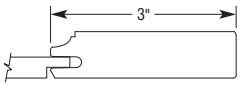

Drawer Side Rail/ Center Panel Detail

Wood Species	Price Column
Cherry	H
Maple	L
Quartersawn White Oak	H
Rustic Alder	H
Walnut	D

Outside Profile Selections*

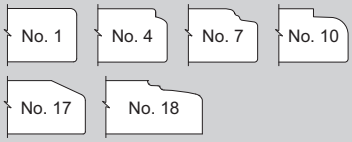

*Profile No. 1 shown

Special Notes

- Solid reverse raised panel door
- 5-piece flat center panel drawer front
- Drawer fronts smaller than 4 13/16″ high will have slab front

Design Notes

- On base, vanity, and tall cabinets, the bottom rail is always 7″ high and utlizes 4″ rails and stiles when using Recessed or Raised Panel End modifications.

Door Modifications

A	CG	CM	GM	IBO	MFO	NBO	PEGS	PM	SM	T
•	•	•	•		•		•	•		•

Finish Technique

H	G	R+	V+
•	•	•	•

Stanisci Panel/Frame

Panel	Frame Profile
SWHFLT	SWH443

*When Maple Painted finishes (Decorá Color Collection, Color By Number, Bespoke Custom Hue, or Brushed Technique) are specified, the center panels of the selected style may be constructed of Medium Density Fiberboard (MDF). MDF provides a smoother finish when painted, and is more resistant to warping, expansion, and contraction.

Thea Collection*

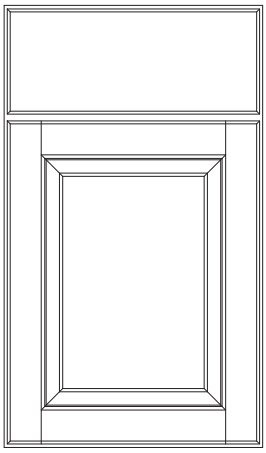

Base

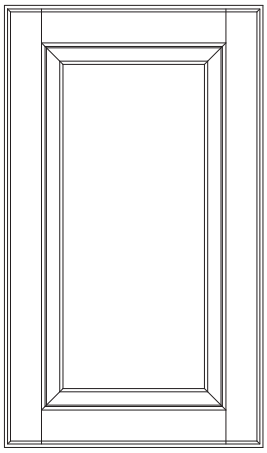

Wall



Optional Drawer Front: Flat 5-piece (DFF5PC and DFF5PCST)

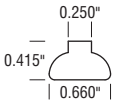

Muntin Profile

Door Rail/Center Panel Detail

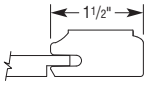

Modification: DFF5PC Drawer Top/Bottom Rail/ Center Panel Detail <6 1/4"

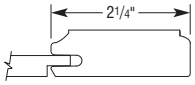

Modification: DFF5PC Drawer Top/Bottom Rail/ Center Panel Detail 6 1/4" ≤ x < 10"

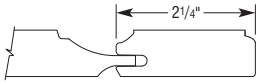

Modification: DFF5PC Drawer Top/Bottom Rail/ Center Panel Detail ≥10"

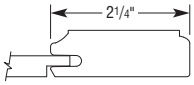

Modification: DFF5PC Drawer Side Rail/Center Panel Detail <10"

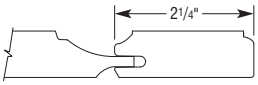

Modification: DFF5PC Drawer Side Rail/Center Panel Detail ≥10"

Wood Species	Price Column
Cherry	K
Maple	P
Quartersawn White Oak	K
Rustic Alder	K
Walnut	I

Outside Profile Selections*

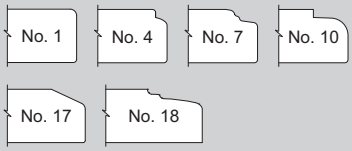

*Profile No. 4 shown

Special Notes

- Solid double raised panel door
- Solid slab drawer front

Design Notes

- Drawer Front Flat 5-piece, Slab Top (DFF5PCST) not available with Inset.

Door Modifications

A	CG	CM	GM	IBO	MFO	NBO	PEGS	PM	SM	T
•	•	•	•	•	•	•	•	•	•	•

Finish Technique

H	G	R+	V+
•	•	•	•

Stanisci Panel/Frame

Panel	Frame Profile
SWHBAS	SWH443

Vide Collection*



Base



Wall

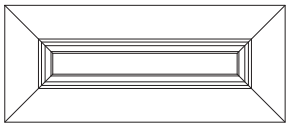

Optional Drawer Front: Flat 5-piece (DFF5PC and DFF5PCST)

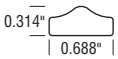

Muntin Profile

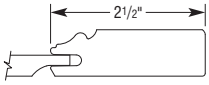

Door Rail/Center Panel Detail

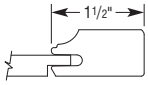

Modification: DFF5PC Drawer Rail/Center Panel Detail 5 1/2"≤ x <6 1/4"

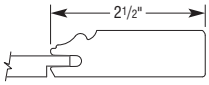

Modification: DFF5PC Drawer Rail/Center Panel Detail ≥6 1/4"

Wood Species	Price Column
Cherry	H
Maple	L
Quartersawn White Oak	H
Rustic Alder	H
Walnut	D

Outside Profile Selections

Special Notes

- Solid reverse raised panel mitered door
- Solid slab drawer front
- Drawer fronts smaller than 5 1/2" high will have slab front
- Doors on openings 58 1/2" high and less will have a single panel door

Door Modifications

A	CG	CM	GM	IBO	MFO	NBO	PEGS	PM	SM	T
•	•	•	•		•			•		

Finish Technique

H	G	R+	V+
•	•	•	•

Stanisci Panel/Frame

Panel	Frame Profile
SWHFLT	SWH446

*When Maple Painted finishes (Decorá Color Collection, Color By Number, Bespoke Custom Hue, or Brushed Technique) are specified, the center panels of the selected style may be constructed of Medium Density Fiberboard (MDF). MDF provides a smoother finish when painted, and is more resistant to warping, expansion, and contraction.

Door Styles

Yardley Collection*

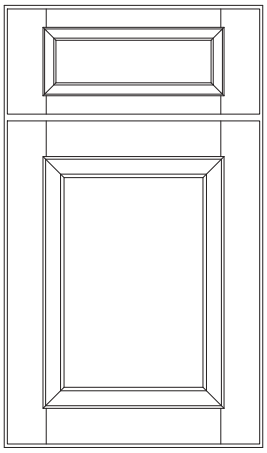

Base

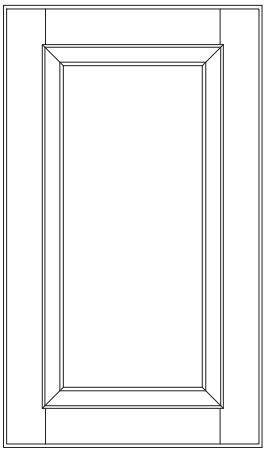

Wall

Optional Drawer Front:
Slab (DFSLB and DFSLBT)

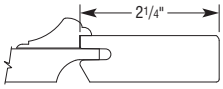

Door Rail/Center Panel Detail

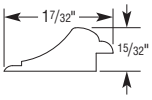

Door Onlay/Moulding Detail

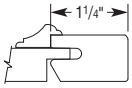

Drawer Top/Bottom Rail/
Center Panel Detail <6 3/4″

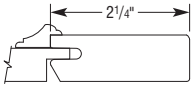

Drawer Top/Bottom Rail/
Center Panel Detail ≥6 3/4″

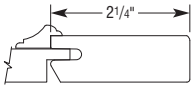

Drawer Side Rail/
Center Panel Detail

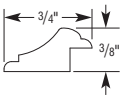

Drawer Onlay/Moulding Detail

Wood Species	Price Column
Cherry	D
Maple	F
Quartersawn White Oak	D
Rustic Alder	D
Walnut	C

Outside Profile Selections*

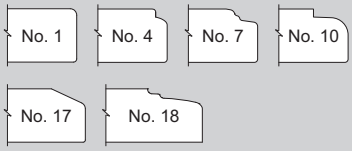

*Profile No. 1 shown

Special Notes

- 9-piece solid reverse raised panel door with onlay moulding
- Bold onlay moulding applied to door; larger than drawer
- 9-piece flat center panel drawer front with onlay moulding
- Drawer fronts smaller than 4 13/16″ high or tip-out applications will have slab front

Door Modifications

A	CG	CM	GM	IBO	MFO	NBO	PEGS	PM	SM	T
•	•			•		•			•	

Finish Technique

H	G	R+	V+
•	•	•	•

Stanisci Panel/Frame

Panel	Frame Profile
SWHFLT	SWH445

*When Maple Painted finishes (Decorá Color Collection, Color By Number, Bespoke Custom Hue, or Brushed Technique) are specified, the center panels of the selected style may be constructed of Medium Density Fiberboard (MDF). MDF provides a smoother finish when painted, and is more resistant to warping, expansion, and contraction.

Construction Features

1. **Cabinet Interiors**
   Natural Maple laminate interior is durable interior and highly resistant to water and most common household chemicals. It's easy-care with a rich, attractive appearance.
2. **Shelves**
   Standard shelves are 3/4" thick Natural Maple Laminate with edgebanding on all visible edges and match the standard interior of the cabinet. All standard shelves are fully adjustable for added customer convenience. (Cabinets ordered with matching interiors feature 3/4" wood veneered shelves.)
3. **End Panels**
   End panels are 1/2" thick unfinished veneer plywood with Natural Maple laminate interior. End panels fit into the 1/2" groove on the back side of the face frame and are secured with furniture staples. Flush ends optional.
4. **Tops and Bottoms**
   Tops and bottoms of wall and base cabinets are 3/8" thick plywood with Natural Maple laminate interior. Wall and Tall cabinets will have laminate interior and exterior. Base bottoms and wall tops and bottoms are dadoed into the end panels, back and into a groove on the back side of the face frame and are secured with furniture staples.
5. **Backs**
   Backs on all standard base and wall cabinets are 3/8" thick plywood with Natural Maple laminate interior. The back is held securely in a dadoed groove in the end panel using white glue, then furniture stapled to provide an outstanding, durable joint.
6. **Toekicks**
   A 3/8" plywood sub-toekick is attached between the end panels in all units with a toekick space. The sub-toekick is secured in a 1/8" deep by 13/32" wide groove on the bottom and stapled to the bottom and end panels to hold in place. Toekick skins are available in 8-foot lengths for application to the toekick space after installation for a custom appearance.
7. **I-Beams**
   3/8" plywood dadoed into face frame, end panels and back panels.
8. **Face Frames**
   Face frames are constructed of 3/4" solid wood using the glue and screw joinery technique. The glue and screw method provides a more consistent joint and has been proven stronger in extensive testing. The "reveal" on the exterior back side of the face frame stile is 1/4", allowing the creation of a flush end when applying 1/4" finished panels for a custom look.

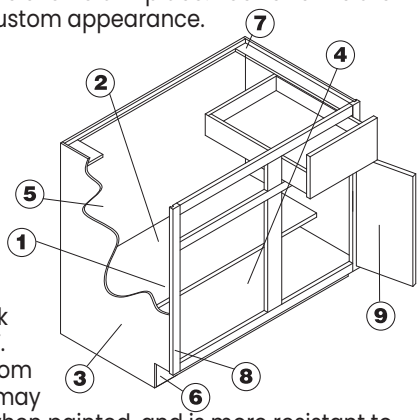

9. **Door and Drawer Fronts**
   Depending upon the style selected, door and drawer fronts may be solid slab, 3/4" thick solid double raised panels, solid reverse-raised flat panels or one-piece seamless MDF. When Maple Painted finishes (Decora Color Collection, Color By Number, Bespoke Custom Hue, or Brushed Technique) are specified, the door center panels of the selected style may be constructed of Medium Density Fiberboard (MDF). MDF provides a smoother finish when painted, and is more resistant to warping, expansion, and contraction. MDF door styles will utilize MDF for door and drawer front components. MDF door styles will utilize maple paint material for face frame and box parts, and trim and panels utilize maple species. All door styles include drilled stemmed bumper pads.
10. **Hinges**
    All cabinets use standard concealed hinges, they will vary per door style. Full overlay door styles use a 1 1/4" overlay soft-close concealed hinge, and Non-Beaded and Beaded Inset door styles use an inset clip top soft-close concealed hinge. For all corner type units (i.e. Corner Walls (WER), Base Rotating Deep Bin (BER_ _RDB), Base Super Cabinets (BSC), Square Base Corner Cabinets (SBER, BER), Super Space Savers (BER)), 170° hinges (non soft-close) are used in place of the standard hinge. For Non-Beaded and Beaded Inset door styles, there is a modification to use finial hinges; see modification section for more details.

When Maple Painted finishes (Decora Color Collection, Color By Number, Bespoke Custom Hue, or Brushed Technique) are specified, the center panels of the selected style may be constructed of Medium Density Fiberboard (MDF). MDF provides a smoother finish when painted, and is more resistant to warping, expansion, and contraction.

All-plywood components meet ANSI/HPVA HP-1 standards, and may contain MDF or particleboard.

Styles, product availability and construction may vary slightly from those shown in this book due to material availability and/or design evolution. Specifications are subject to change without notice. Customer Service is available if your design requires verification of product availability and specifications.

Load bearing floors and shelves can support 15 lbs. per square foot. Warranty does not cover overloading beyond this point.

To view a complete and updated list of the NKBA Guidelines, visit https://media.nkba.org/uploads/2022/05/Kitchen-Planning-Guidelines.pdf

© Copyright 2010 National Kitchen & Bath Association

Specifications & Dimensions

Dovetailed Drawer & Roll Tray Construction Specifications

Drawer and Roll Tray Construction

Drawer and roll tray box sides, backs and fronts are hardwood with dovetailed corner construction. Four-sided drawer and dovetail joinery is used in addition to an advanced synthetic-based glue applied to the tenons of all dovetails for greater stability and box strength. The drawer bottom is fully captured within the four sides of the drawer box. Capturing the bottom on four sides provides "solid" drawers and roll trays for optimum load capacity.

Decorá drawer sides, backs, and fronts receive a high quality appearance resulting from fine sanding, sealer application, sealer sanding, and topcoat application. The result is a smooth, protective shield for the drawer box.

Full Extension Drawer/Roll Tray Slides

Advanced, lifetime-guaranteed drawer slides are manufactured of galvanized steel. Mounted on bottom of drawer/roll tray to conceal hardware. Locking devices provide automatic latching, easy release for drawer removal and tool-free height adjustment. Quiet gliding, permanently lubricated synthetic rollers deliver a lifetime of smooth, trouble-free operation. Maximum weight capacity of 90 pounds (drawer) and 75 pounds (roll tray).

The drawer system's soft-close feature adds an extra measure of convenience. The soft-close feature engages when the drawer/roll tray is 2" from closing. Resistance is applied to the self-closing mechanism, giving a gentle, controlled closing. Parallel-closing design ensures proper alignment.

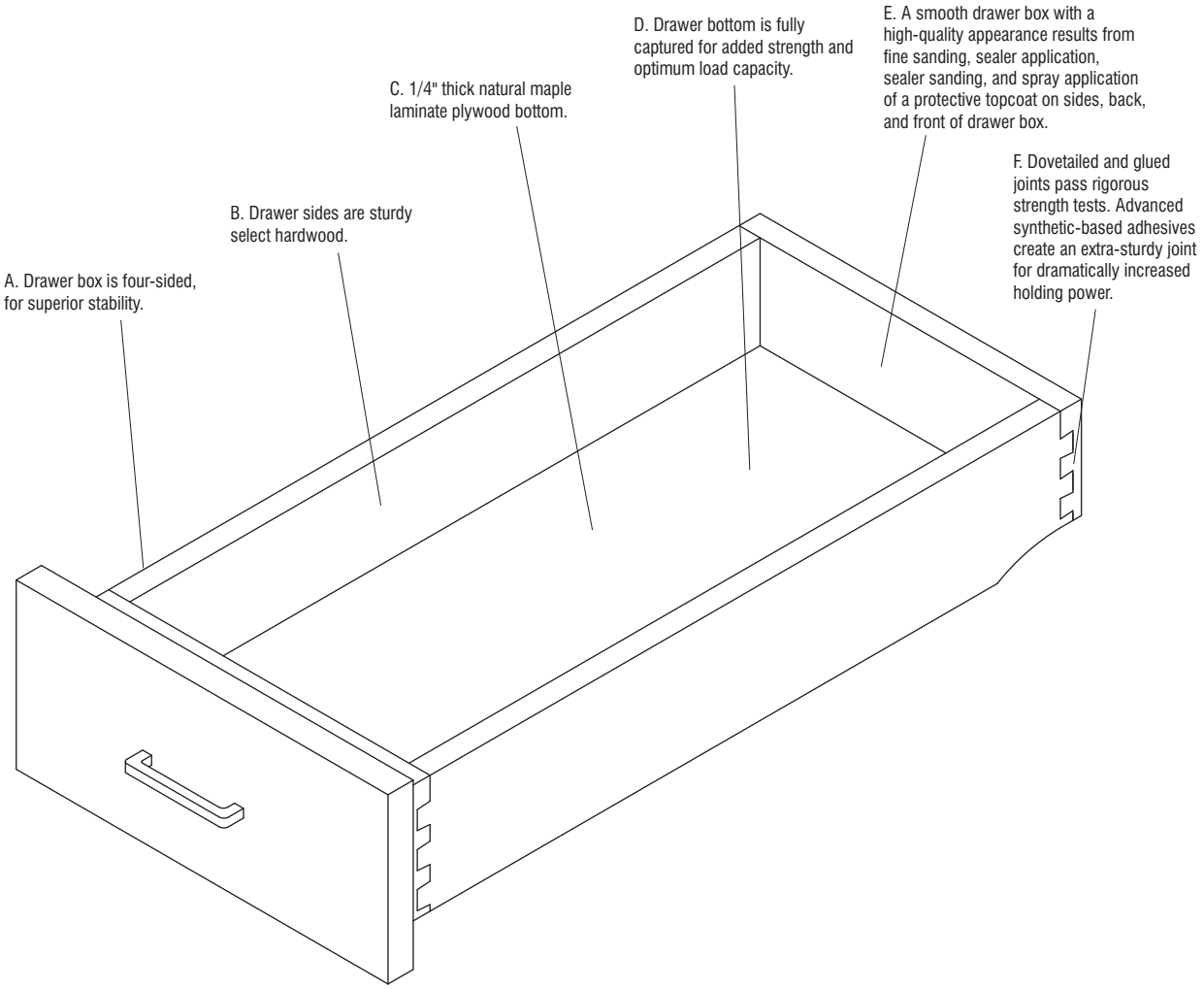

Wall Cabinet Dimensions (without doors)

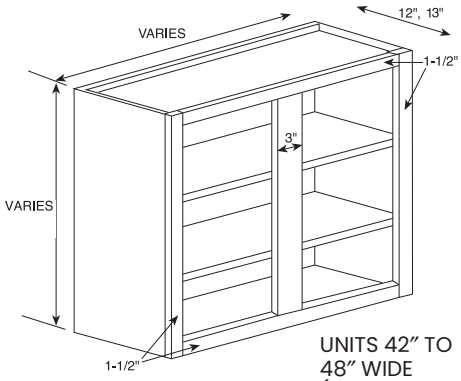

UNITS 42″ TO 48″ WIDE (FRONT VIEW)

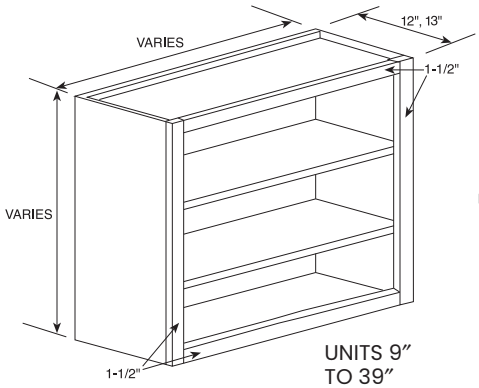

UNITS 9″ TO 39″ WIDE (FRONT VIEW)

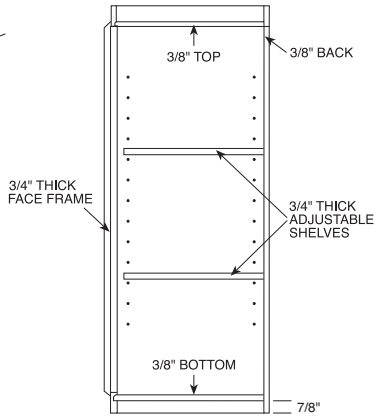

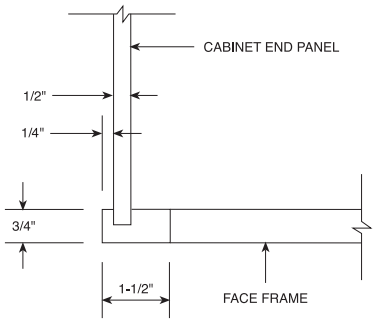

Finished Bottom Option

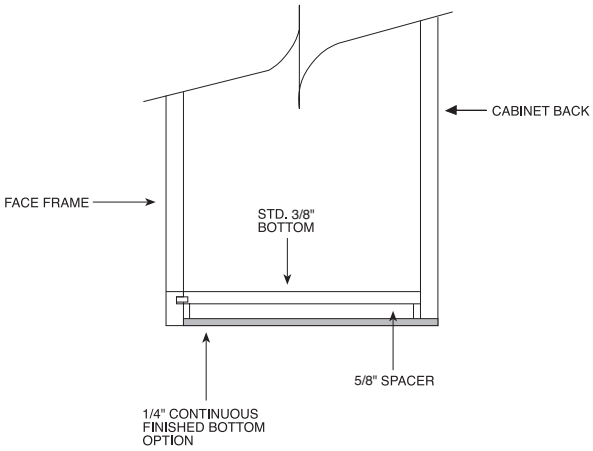

Specifications & Dimensions

Base Cabinet Dimensions (without doors)

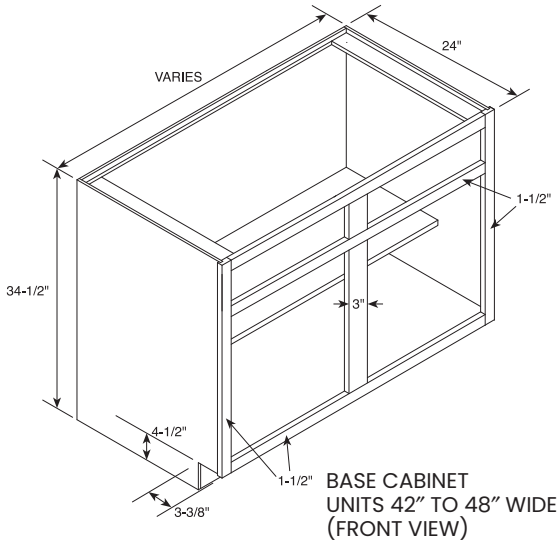

BASE CABINET
UNITS 42″ TO 48″ WIDE
(FRONT VIEW)

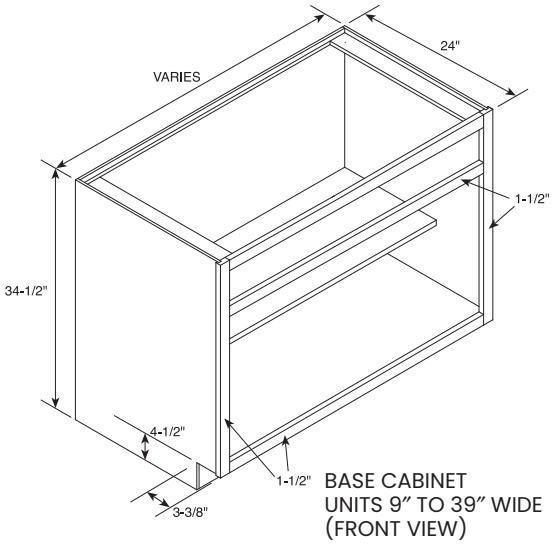

BASE CABINET
UNITS 9″ TO 39″ WIDE
(FRONT VIEW)

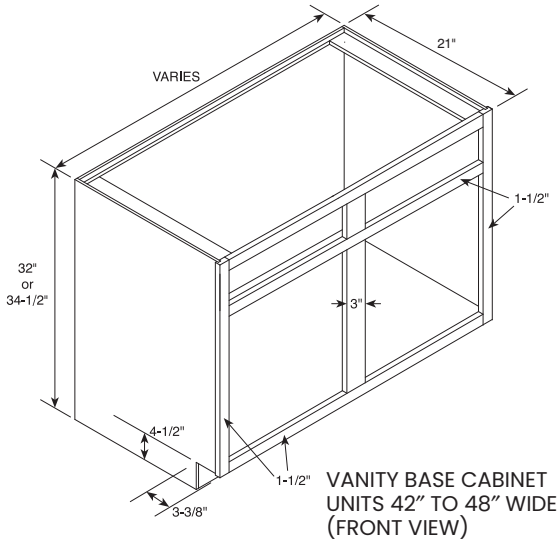

VANITY BASE CABINET
UNITS 42″ TO 48″ WIDE
(FRONT VIEW)

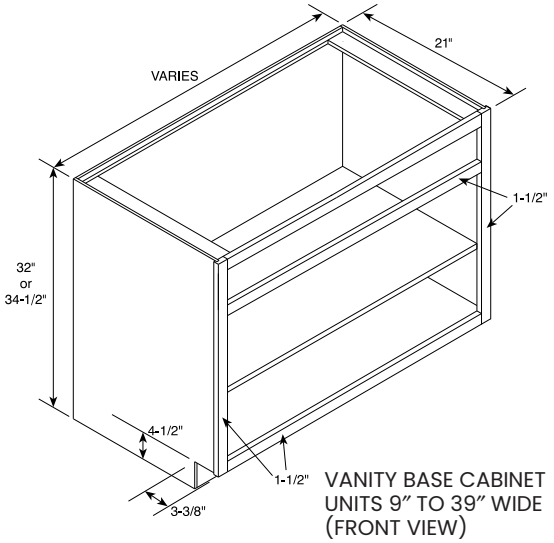

VANITY BASE CABINET
UNITS 9″ TO 39″ WIDE
(FRONT VIEW)

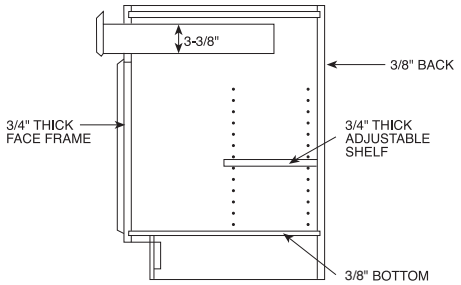

BASE
CABINET

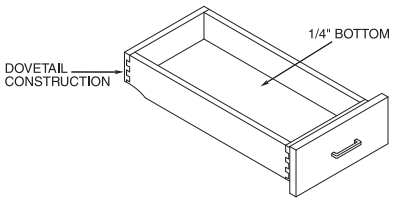

Utility Cabinet Dimensions (without doors)

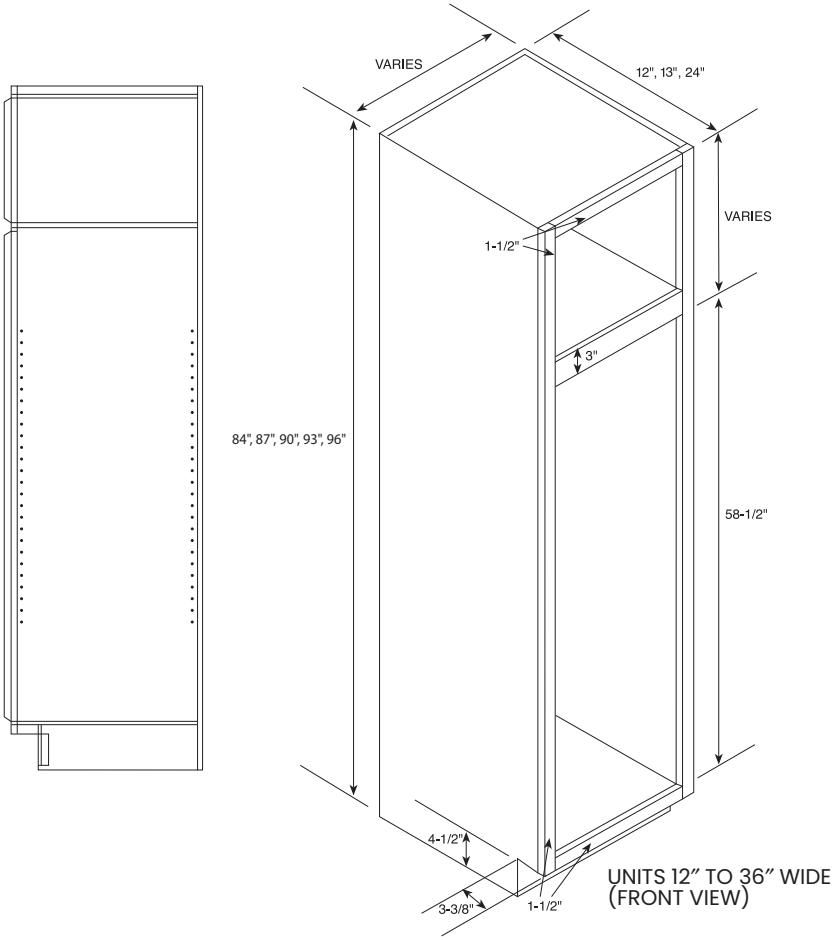

*Includes adjustable shelves.

Specifications & Dimensions

Cabinet Reveals

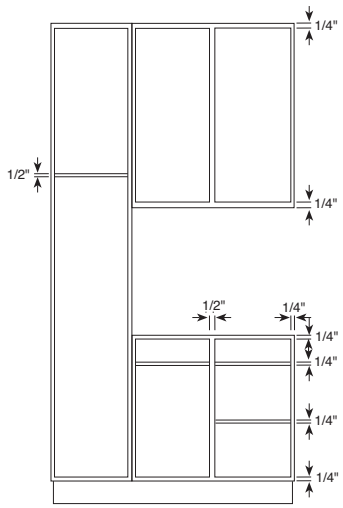

Reveals for Full Overlay Door Styles

Shown is the amount of face frame that is exposed (revealed) with full overlay door styling.

- Reveal between butt door cabinets is 1/8″.

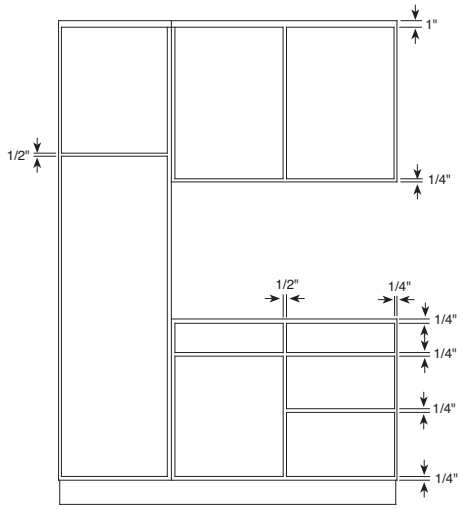

Modified Full Overlay

Shown is the amount of face frame that is exposed (revealed) with modified full overlay door styling.

- Reveal between butt door cabinets is 1/8″.

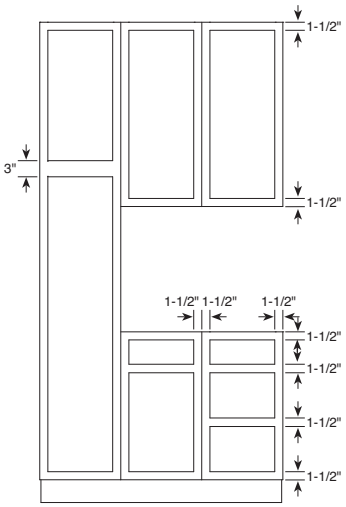

Non-Beaded and Beaded Inset Doors

Shown is the amount of face frame that is exposed (revealed) with Non-Beaded and Beaded Inset door styling.

Standard Opening Sizes

Wall Cabinets

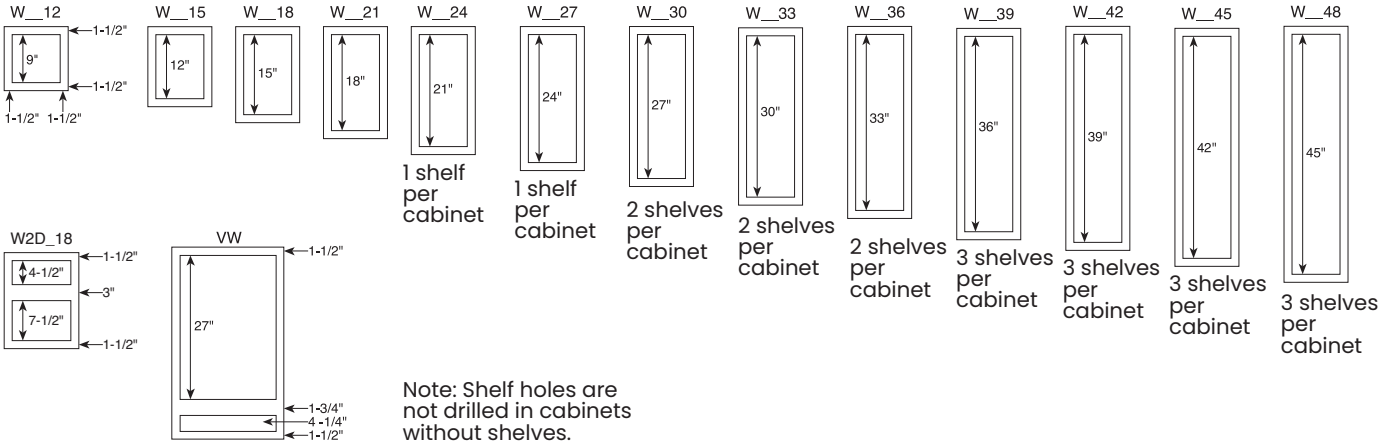

Note: Shelf holes are not drilled in cabinets without shelves.

Base Cabinets

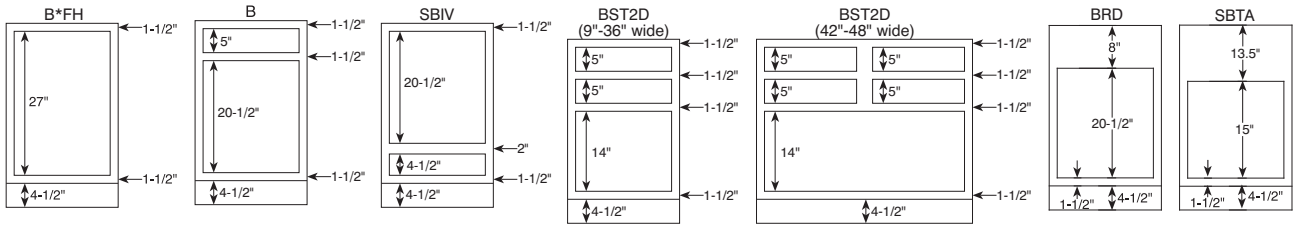

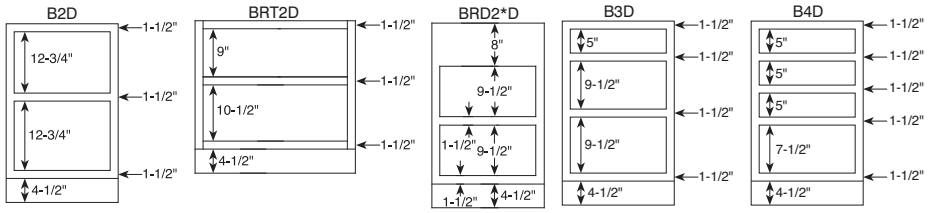

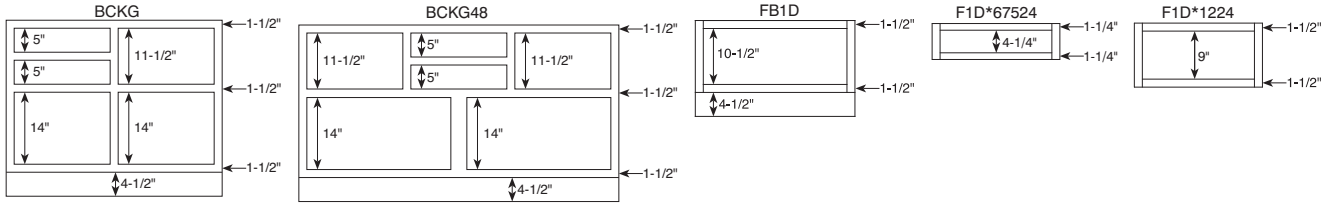

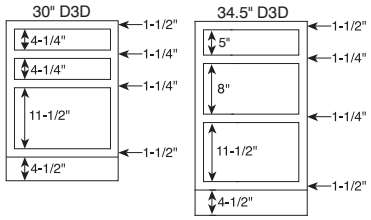

Specifications & Dimensions

Standard Opening Sizes

Vanity Base Cabinets

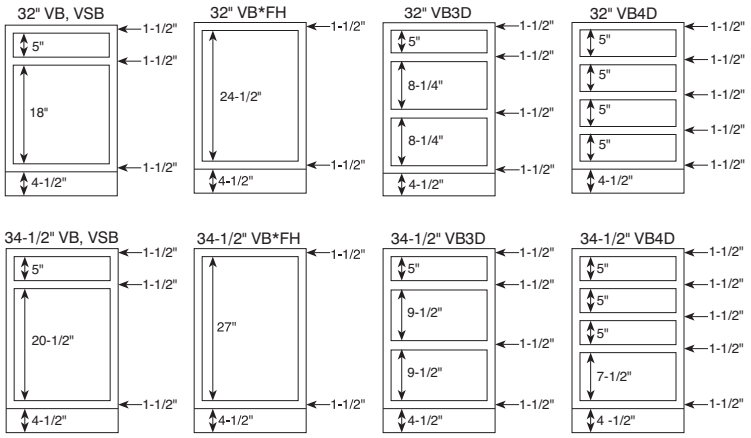

Bath Collection

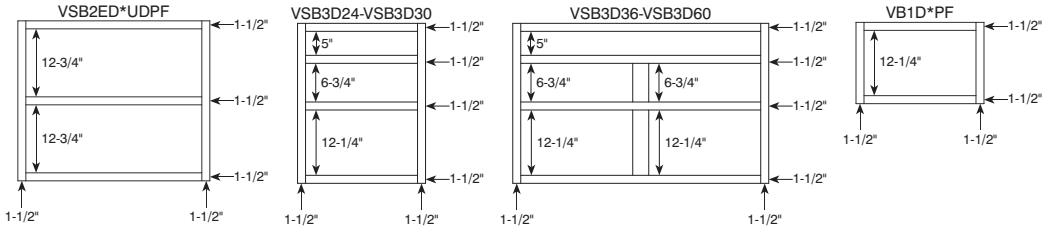

U-SHAPED DRAWER
ON SELECT BATH
BASE CABINETS

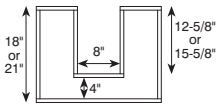

Standard Opening Sizes

Bath Collection

LTWR*49.5

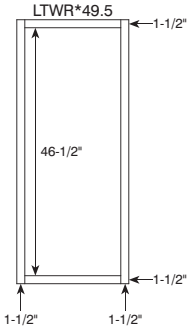

LTWR*55.5

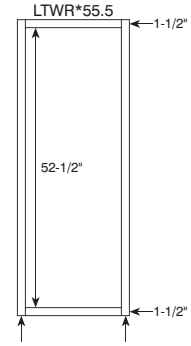

LTWR*61.5

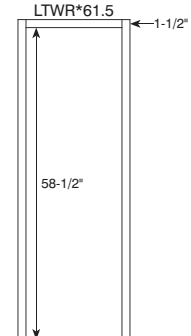

LTWR1D*49.5

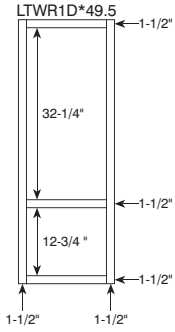

LTWR1D*55.5

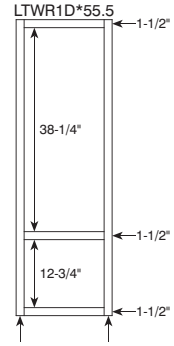

LTWR1D*61.5

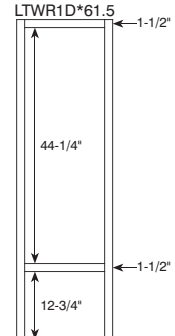

LTWR1D*67.5

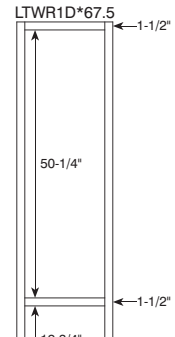

LTWR1D*73.5

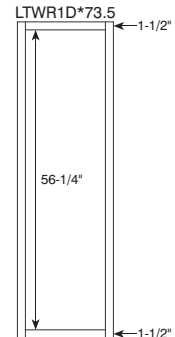

LTWR1D*79.5

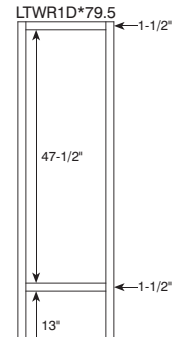

LTWR1D*85.5

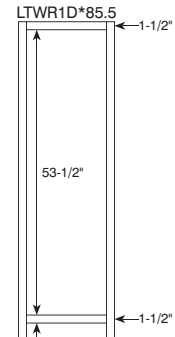

LTWR1D*91.5

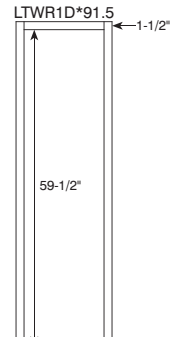

VWHC2ED

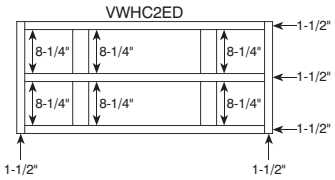

VWH2ED

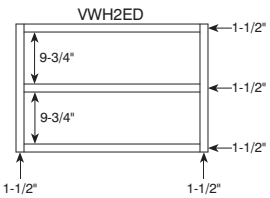

VWH2ED(L/R)

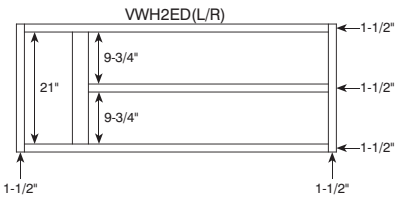

VWH, VWH*UPOC

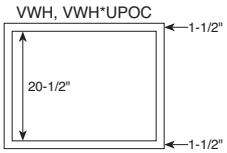

VWH2D, VWH2D*FP

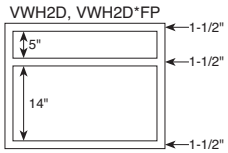

Specifications & Dimensions

Standard Opening Sizes

Utility Cabinets

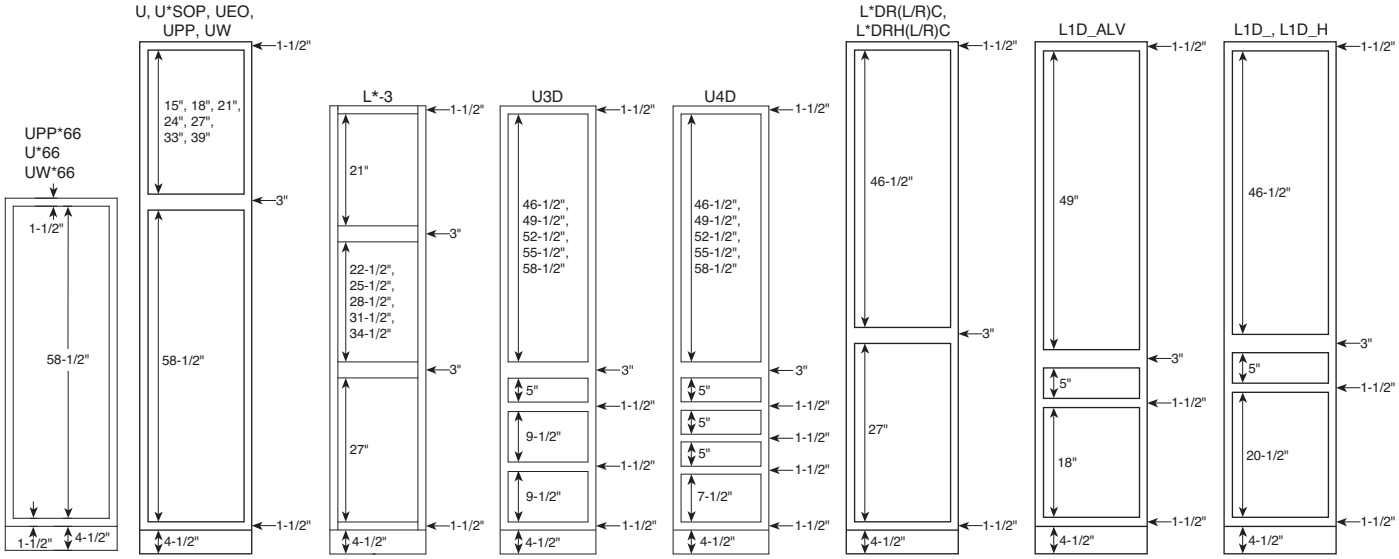

Hearth Cabinets

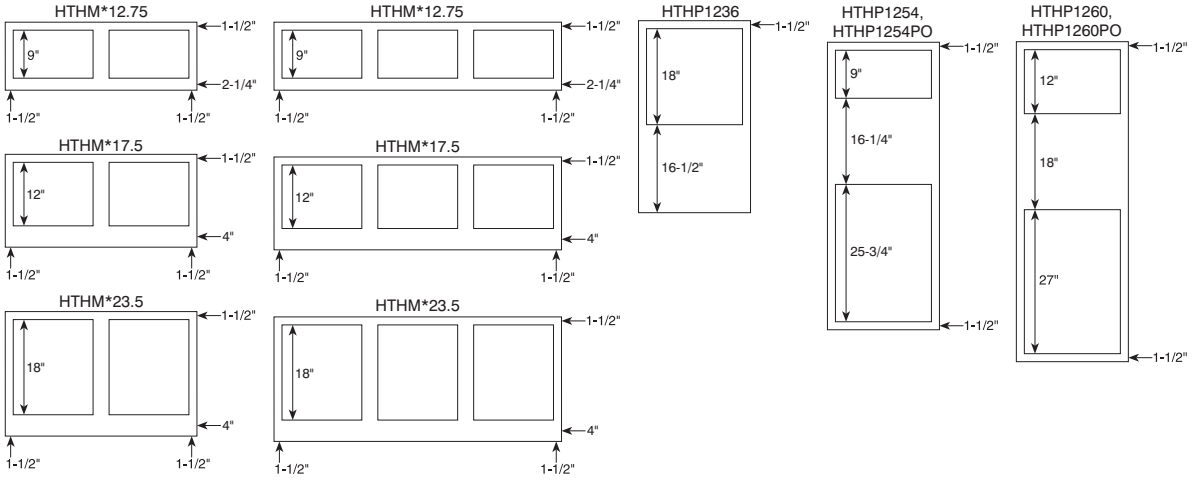

Home Office Cabinets

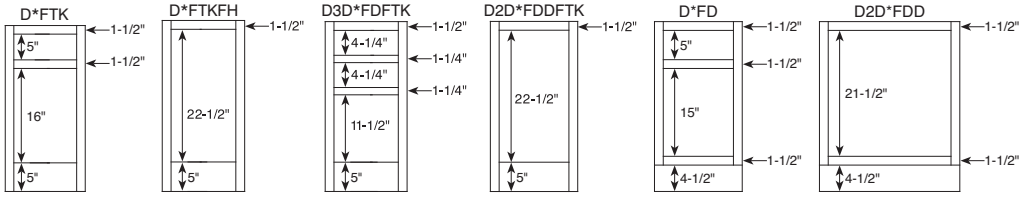

Standard Opening Sizes

Entry Ensembles

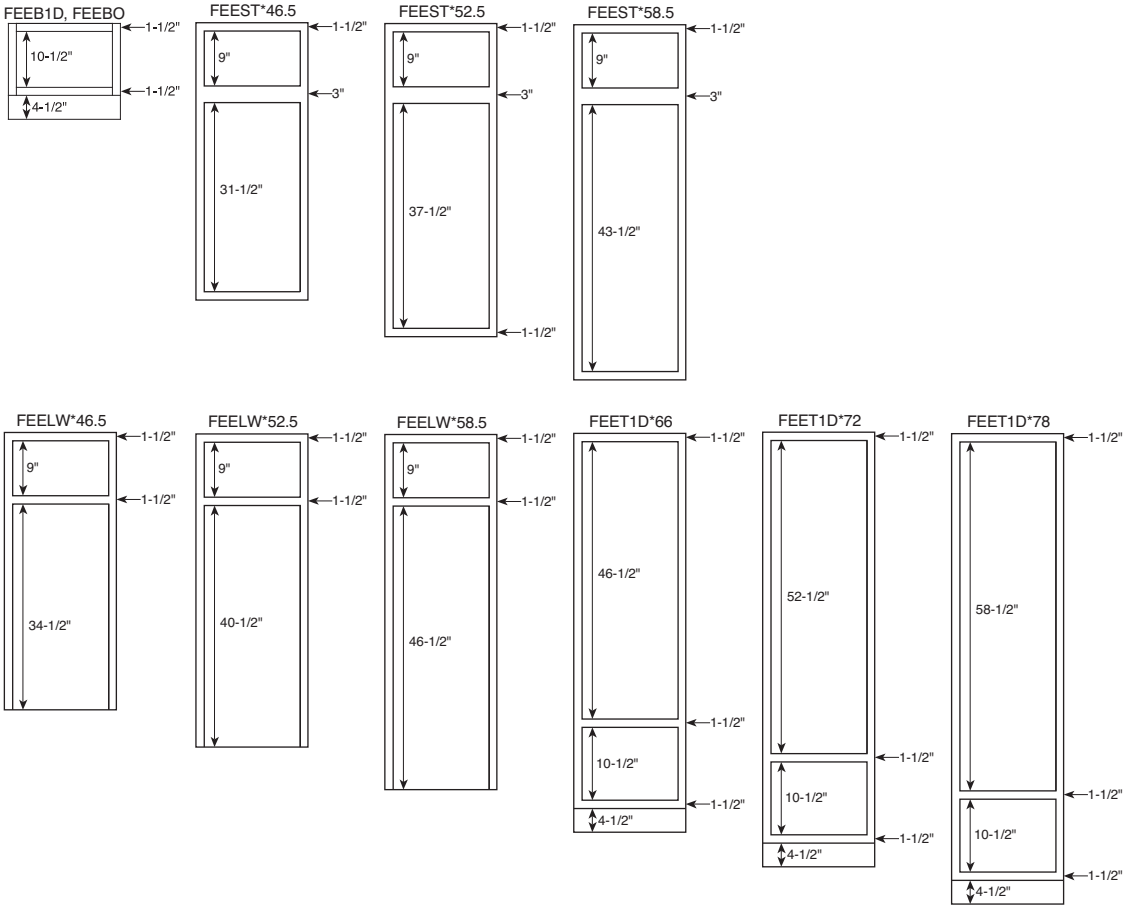

Specifications & Dimensions

Standard Door Size Chart

NOTE: Using a combination of width and height on this chart must also coincide with standard cabinet size offering.

Width		
Cabinet Width Where Used	FOL Door Style	Non-Beaded & Beaded Inset Door Style
9	8 1/2″	5 13/16″
WER's, etc	10 15/16″	10 13/32″
12	11 1/2″	8 13/16″
B24	11 11/16″	10 11/32″
27 Split DR	13″	10 5/16″
27 Butt DR	13 3/16″	11 27/32″
15, 30 Split DR	14 1/2″	11 13/16″
30 Butt DR	14 11/16″	13 11/32″
33 Split DR	16″	13 5/16″
33 Butt DR	16 3/16″	14 27/32″
18, 36 Split DR	17 1/2″	14 13/16″
36 Butt DR	17 11/16″	16 11/32″
SPD39	19″	16 5/16″
39 Split DR	19″	16 5/16″
39 Butt DR	19 3/16″	17 27/32″
21, 42	20 1/2″	17 13/16″
45	22″	19 5/16″
24, 48	23 1/2″	20 13/16″
WD	14 1/2"	13 5/16"
WD_48	14 1/2"	13 5/16"
WDAGVL	14 1/2"	13 5/16"
WDAG_LS_PW	14 1/2"	13 5/16"
WDAG_LS_PW	14 1/2"	13 5/16"
WDAGCB_LS_PW, WD_LS_PW	14 1/2"	13 5/16"
BTR12	14 1/2"	13 5/16"
SBD36	14 1/2"	13 5/16"
SBD36TO	14 1/2"	13 5/16"
SBD36FRT	14 1/2"	13 5/16"
BD	14 1/2"	13 5/16"
SBD36FH	14 1/2"	13 5/16"
BD36LS_PW	14 1/2"	13 5/16"
WTR12_	14 1/2"	13 5/16"

Height		
Cabinet Height Where Used	FOL Door Style	Non-Beaded & Beaded Inset Door Style
W__12	11 1/2″	8 13/16″
W__15	14 1/2″	11 13/16″
W__18	17 1/2″	14 13/16″
W__21	20 1/2″	17 13/16″
W__24	23 1/2″	20 13/16″
W__27	26 1/2″	23 13/16″
W__30	29 1/2″	26 13/16″
W__33	32 1/2″	29 13/16″
W__36	35 1/2″	32 13/16″
W__39	38 1/2″	35 13/16″
W__42	41 1/2″	38 13/16″
W__45	44 1/2″	41 13/16″
W__48	47 1/2″	44 13/16″
WAG, WDAG - Bottom Door	17 1/2″	16 5/16″
WAG, WDAG - Bottom Door	17 1/2″	N/A
HTHP1254PO, HTHP1254PO - Bottom Door	28 1/4″	25 9/16″
HTHM_23.5	20 1/2″	17 13/16″

Height		
Cabinet Height Where Used	FOL Door Style	Non-Beaded & Beaded Inset Door Style
HTHM_12.75	11 1/2″	8 13/16″
HTHM_17.5	14 1/2″	11 13/16″
B	23″	20 5/16″
B_FH	29 1/2″	26 13/16″
BCKG_BB	16 1/2″	13 13/16″
BST2D	16 1/2″	13 13/16″
SBTA	17 1/2″	14 13/16″
BRD_	23″	20 5/16″
BHTH_	16 1/2″	13 13/16″
D_2924FTKFH	25″	22 5/16″
WAIN_34.5″	29 1/2″	26 13/16″
WAIN_40.5″	35 1/2″	32 13/16″
U3D_84, U4D_84	49″	46 5/16″
U3D_87, U4D_87	52″	49 5/16″
U3D_90, U4D_90	55″	52 5/16″
U3D_93, U4D_93	58″	55 5/16″
U3D_96, U4D_96	61″	58 5/16″
UW, U -Bottom Door	61″	58 5/16″
UPP - Bottom door	61″	58 5/16″
VB_32	20 1/2″	17 13/16″
VB_ (34.5" high)	23″	20 5/16″
VB_32FH	27″	24 5/16″
VB_FH (34.5" high)	29 1/2″	26 13/16″
L1884DR_C - Top Door	49″	46 5/16″
L1D_ALV - Top Door	51 1/2″	48 13/16″
L1D_, L1D_H - Top Door	49″	46 5/16″
VWH2E(DL or DR)_24UDPO	23 1/2″	20 13/16″
LTWR1D_49.5PF	34 1/8″	32 1/16″
LTWR1D_55.5PF	40 1/8″	38 1/16″
LTWR1D_61.5PF	46 1/8″	44 1/16″
LTWR1D_67.5PF	52 1/8″	50 1/16″
LTWR1D_73.5PF	58 1/8″	56 1/16″
LTWR1D_79.5PF	49 1/4″	47 5/16″
LTWR1D_85.5PF	55 1/4″	53 5/16″
LTWR1D_91.5PF	61 1/4″	59 5/16″
D_2924FD	17 1/2″	14 13/16″
WPT_49.524RTL	49″	46 5/16″
WPT_61.524RTL	61″	58 3/16″
PWT_84 - Top Door	22 1/2″	N/A
PWT_87 - Top Door	25 1/2″	N/A
PWT_90 - Top Door	11 1/2″	N/A
PWT_93 - Top Door	14 1/2″	N/A
PWT_96 - Top Door	17 1/2″	N/A
PWT_90 - Middle Door	43 1/2″	N/A
PWT_93 - Middle Door	43 1/2″	N/A
PWT_96 - Middle Door	43 1/2″	N/A
PWT_84 - Bottom Door	61″	N/A
PWT_87 - Bottom Door	61″	N/A
PWT_90 - Bottom Door	34″	N/A
PWT_93 - Bottom Door	34″	N/A
PWT_96 - Bottom Door	34″	N/A
VW27309OS	20 1/2″	17 13/16″
VWH_23.5, VWH_23.5UPOC	23″	20 5/16″
WAG_18	17 1/2″	16 5/16″
WAGVL_18	17 1/2″	N/A

Refer to pages D•7-D•11 for standard opening heights of cabinets listed in the Width chart above.

Doors ordered as Decorative Door on End will have an unfinished back.

Standard Drawer Front Size Chart

NOTE: Using a combination of width and height on this chart must also coincide with standard cabinet size offering.

Width		
Cabinet Width Where Used	FOL Door Style	Non-Beaded & Beaded Inset Door Style
9	8 1/2″	5 13/16″
12	11 1/2″	8 13/16″
24	23 1/2″	20 13/16″
27	26 1/2″	23 13/16″
27 Split DRW	13″	10 5/16″
30	29 1/2″	26 13/16″
15, 30 Split DRW	14 1/2″	11 13/16″
33	32 1/2″	29 13/16″
33 Split DRW	16″	13 5/16″
18, 36 Split DRW	17 1/2″	14 13/16″
36	35 1/2″	32 13/16″
39	38 1/2″	35 13/16″
39 Split DRW	19″	16 5/16″
21, 42 Split DRW	20 1/2″	17 13/16″
45 Split DRW	22″	19 5/16″
48 Split DRW	23 1/2″	20 13/16″
SBD36	14 1/2"	13 5/16"
SBD36TO	14 1/2"	13 5/16"
SBD36FRT	14 1/2"	13 5/16"

Height		
Cabinet Height Where Used	FOL Door Style	Non-Beaded & Beaded Inset Door Style
ADRW	5 3/4″	4 1/16″
ADRW	25 3/4″	4 1/16″
A2DRW - 18" , 1st	5 3/4″	4 1/16″
A2DRW - 18" , 2nd	11 3/4″	10 1/16″
ADRW3	5 3/4″	4 1/16″
Base	6 1/4″	4 13/16″
BST2D - 1st	6 1/4″	4 13/16″
BST2D - 2nd	6 1/4″	4 13/16″
B2D_RT - 1st	14 5/8″	12 9/16″
B2D_RT - 2nd	14 5/8″	12 9/16″
BRT2D_28.5 - 1st	10 11/16″	8 13/16″
BRT2D_28.5 - 2nd	12 9/16″	10 5/16″
BRD2RD - 1st	11 3/8″	9 5/16″
BRD2RD - 2nd	11 3/8″	9 5/16″
B2D_FDD - 1st	14 5/8″	12 9/16″
B2D_FDD - 2nd	14 5/8″	12 9/16″
BCKG_BB	12 3/4″	11 5/16″
BMW_S	6 1/4″	4 5/16″
4 Drawer Base - 1st (32″ H)	6 1/4″	4 13/16″
4 Drawer Base - 2nd (32″ H)	6 1/4″	4 13/16″
4 Drawer Base - 3rd (32″ H)	6 1/4″	4 13/16″
4 Drawer Base - 4th (32″ H)	7 1/2″	4 13/16″
4 Drawer Base - 1st (34.5″ H)	6 1/4″	4 13/16″
4 Drawer Base - 2nd (34.5″ H)	6 1/4″	4 13/16″
4 Drawer Base - 3rd (34.5″ H)	6 1/4″	4 13/16″
4 Drawer Base - 4th (34.5″ H)	10″	7 5/16″

Height		
Cabinet Height Where Used	FOL Door Style	Non-Beaded & Beaded Inset Door Style
3 Drawer Base - 1st (32″ H)	6 1/4″	4 13/16″
3 Drawer Base - 2nd (32″ H)	10 1/8″	8 1/16″
3 Drawer Base - 3rd (32″ H)	10 1/8″	8 1/16″
3 Drawer Base - 1st (34.5″ H)	6 1/4″	4 13/16″
3 Drawer Base - 2nd (34.5″ H)	11 3/8″	9 5/16″
3 Drawer Base - 3rd (34.5″ H)	11 3/8″	9 5/16″
File Drawer Base - 1st (30″ H)	5 3/4″	4 1/16″
File Drawer Base - 2nd (30″ H)	5 3/4″	4 1/16″
File Drawer Base - 3rd (30″ H)	13″	11 5/16″
File Drawer Base - 1st (34.5″ H)	6 1/4″	4 13/16″
File Drawer Base - 2nd (34.5″ H)	9 3/4″	7 13/16″
File Drawer Base - 3rd (34.5″ H)	13″	11 5/16″
D2D_2924FDD - 1st	11 15/16″	10 19/32″
D2D_2924FDD - 2nd	11 15/16″	10 19/32″
FEET1D	12 3/4″	10 5/16″
FEEB1D_18	13″	10 5/16″
D3D_2924FDFTK - 1st	5 3/4″	4 1/16″
D3D_2924FDFTK - 2nd	5 3/4″	4 1/16″
D3D_2924FDFTK - 3rd	13″	11 5/16″
D2D_2924FDDFTK - 1st	12 3/8″	11 3/32″
D2D_2924FDDFTK - 2nd	12 3/8″	11 3/32″
DUCD, DUCDT	4 1/4″	2 9/16″
VWH2ED_21UD - 1st	11 5/8″	9 9/16″
VWH2ED_21UD - 2nd	11 5/8″	9 9/16″
VSB3D_30PFFP - 1st	6 1/4″	4 13/16″
VSB3D_30PFFP - 2nd	8 5/8″	6 9/16″
VSB3D_30PFFP -3rd	14 1/8″	12 1/16″
VSB2ED_30UDPF - 1st	14 5/8″	12 9/16″
VSB2ED_30UDPF - 2nd	14 5/8″	12 9/16″
VB1D_30PF	14 3/4″	12 9/16″
LTWR1D_PFL)49.5, 55,5, 61.5, 67.5, 73.5)	14 5/8″	12 9/16″
LTWR1D_PFL (79.5, 85.5, 91.5) - 1st	14 5/8″	12 13/16″
LTWR1D_PFL (79.5, 85.5, 91.5) - 2nd	14 5/8″	12 13/16″
VB3D_32 - 2nd	10 1/8″	8 1/16″
VWH2D_23.5, VWH2D_23.5FP - 1st	6 1/4″	4 13/16″
VWH2D_23.5, VWH2D_23.5FP - 2nd	16 1/2″	13 13/16″
W2D_18 - 1st	6 1/4″	4 5/16″
W2D_18 - 2nd	11″	8 13/16″
VWH2ED_21UD - 1st	10 1/8″	8 1/16″
VWH2ED_21UD - 2nd	10 1/8″	8 1/16″

Refer to pages D•7-D•11 for standard opening heights of cabinets listed in the Width chart above.

Drawer Fronts ordered as Decorative Door on End will have an unfinished back.

Specifications & Dimensions

Dimensions for Corner Installations (45° Diagonal)

Wall Cabinets

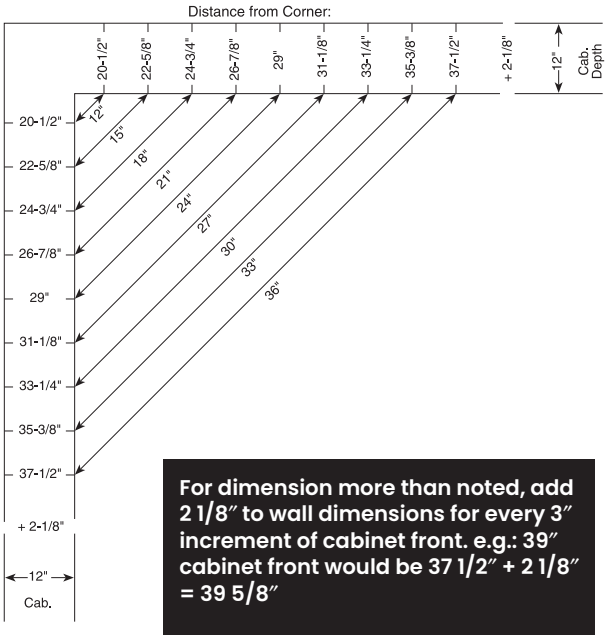

For dimension more than noted, add 2 1/8″ to wall dimensions for every 3″ increment of cabinet front. e.g.: 39″ cabinet front would be 37 1/2″ + 2 1/8″ = 39 5/8″

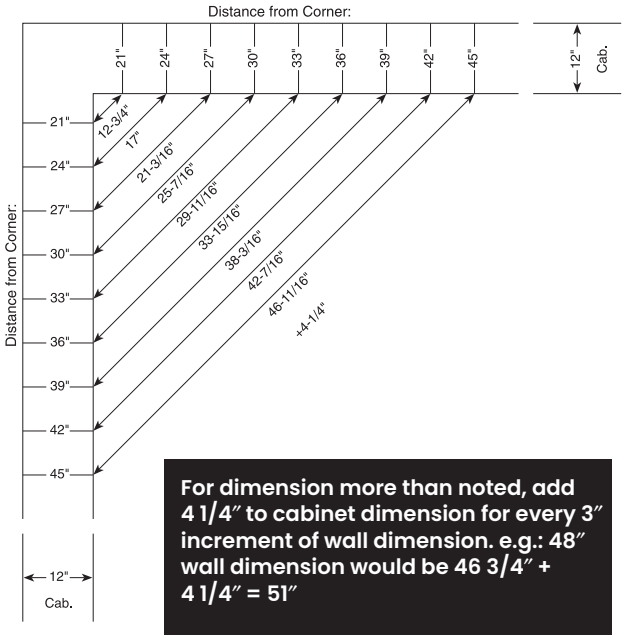

For dimension more than noted, add 4 1/4″ to cabinet dimension for every 3″ increment of wall dimension. e.g.: 48″ wall dimension would be 46 3/4″ + 4 1/4″ = 51″

Base Cabinets

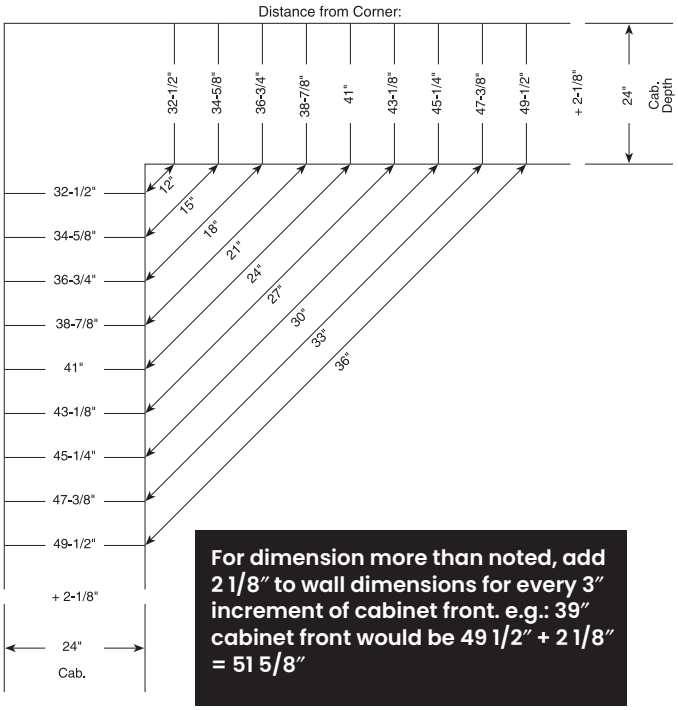

For dimension more than noted, add 2 1/8″ to wall dimensions for every 3″ increment of cabinet front. e.g.: 39″ cabinet front would be 49 1/2″ + 2 1/8″ = 51 5/8″

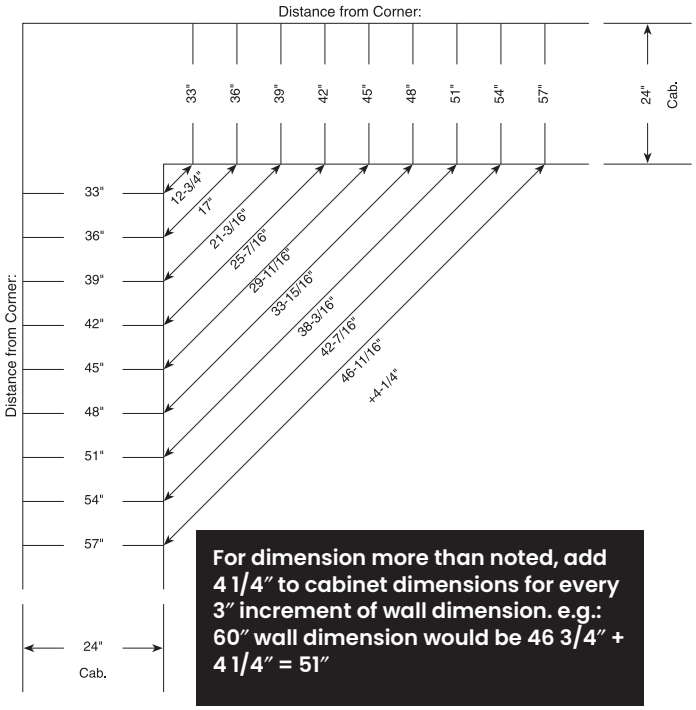

For dimension more than noted, add 4 1/4″ to cabinet dimensions for every 3″ increment of wall dimension. e.g.: 60″ wall dimension would be 46 3/4″ + 4 1/4″ = 51″

Modifications Index

Modification	Page	Code	Price: Wall	Price: Base	Price: Tall	Price: Filler	Price: Panel	
Add 1 Drawer Below Wall Unit	E•13	ADRW1	250	N/A	N/A	N/A	N/A	(per cabinet)
Add 2 Drawers Below Wall Unit	E•13	ADRW2	495	N/A	N/A	N/A	N/A	(per cabinet)
Add 2 Drawers Below Wall Unit Increases Height by 18"	E•13	A2DRW	495	N/A	N/A	N/A	N/A	(per cabinet)
Add 3 Drawers Below Wall Unit	E•13	ADRW3	745	N/A	N/A	N/A	N/A	(per cabinet)
Add Center Stile	E•20	CS1, CS1.LL, CS1.RR, CS1.P, CS1P.LL, CS1P.RR	0	0	0	N/A	N/A	(per cabinet)
Add Toekick	E•12	ADDTK	125	N/A	N/A	N/A	N/A	(per cabinet)
Additional Shelf – Matching Interior	E•15	AS1, AS2	45	45	N/A	N/A	N/A	(per sq. ft.)
Additional Shelf – Standard	E•15	AS1, AS2	20	20	N/A	N/A	N/A	(per sq. ft.)
Adjustable Roll Trays (12" to 24")	E•15	_ART, _ART.L, _ART.R, _ART.B, _ART.LB, _ART.RB, _ART.M, _ART.LM, _ART.RM, _ART.T, _ART.LT, _ART.RT	240	240	240	N/A	N/A	(per roll tray)
Adjustable Roll Trays (27" to 39")	E•15	_ART, _ART.L, _ART.R, _ART.B, _ART.LB, _ART.RB, _ART.M, _ART.LM, _ART.RM, _ART.T, _ART.LT, _ART.RT	295	295	295	N/A	N/A	(per roll tray)
Aluminum Frame Door	F•3	Profile A02, Profile A03, Profile A04, Profile A06, Profile A07, Profile A10, Profile A11, Profile A15	see Specialty Doors for details					
Appliance Cut-out with Floor	E•13	AF	N/A	55	55	N/A	N/A	(per cabinet)
Appliance Flush Installation with Floor - 1 Cut-out	E•25	FI1	20%	20%	20%	N/A	N/A	(per cabinet)
Appliance Flush Installation with Floor - 2 Cut-outs	E•25	FI2	N/A	35%	35%	N/A	N/A	(per cabinet)
Appliance Flush Installation with Floor - 3 Cut-outs	E•25	FI3	N/A	N/A	40%	N/A	N/A	(per cabinet)
Applied Moulding	E•14	APM.F, APM.FBK, APM.FL, APM.FLBK, APM.FLR, APM.FR, APM.FRBK, APM.LR, APM.ALL	N/A	0	N/A	N/A	N/A	(per part)
Attach Toekick	E•15	ATTTK	N/A	N/A	0	N/A	N/A	(per cabinet)
Automatic Opening Mechanism for Door	E•13	AOMD	2975	N/A	N/A	N/A	N/A	(per cabinet)
Beadboard Back Interior	E•15	BBKI	250	250	370	N/A	N/A	(per cabinet)
Beadboard Side	E•8	BBSL, BBSR	130	185	370	N/A	35%	(per end)
Cabinet Box Only	E•16	CBO	-15%	-15%	-15%	N/A	N/A	(per cabinet)
Cabinet Case Only	E•17	CCO	-15%	-15%	-15%	N/A	N/A	(per cabinet)
Cabinet Face Frame Only	E•18	CFRMO	-75%	-75%	-75%	N/A	N/A	(per cabinet)
Cabinet Front Only	E•18	CFNTO	-25%	-25%	-25%	N/A	N/A	(per cabinet)
Cabinet No Door	E•20	CND, CND.T, CND.M, CND.B, CND.P	-15%	-15%	-15%	N/A	N/A	(per cabinet)
CabMat™ (Base)	E•19	CMAT1	N/A	275	N/A	N/A	N/A	(per cabinet)
CabMat™ (Vanity)	E•19	CMAT2	N/A	550	N/A	N/A	N/A	(per cabinet)
Change Depth	E•17	CD	0	0	0	N/A	0	(per cabinet)
Base Leg Change	E•17	CDL33, CDR33, CDL36, CDR36, CDL39, CDR39, CDL42, CDR42	N/A	15%	N/A	N/A	N/A	(per cabinet)
Change Height	E•18	CH	0	0	0	0	0	(per cabinet)
Change Width	E•20	CW	0	0	0	0	0	(per cabinet)
Charging Drawer	E•19	CHGDRW, CHGDRW.L, CHGDRW.R	N/A	632	N/A	N/A	N/A	(per drawer)
Classic Mullion Door	F•1	CM, CM.T, CM.M, CM.B, CM.P	see Specialty Doors for details					
Combine Cabinets	E•16	CCAB	20%	20%	N/A	N/A	N/A	(per cabinet)
Cut-for-glass	E•4	CG, CG.T, CG.M, CG.B, CG.P	0	N/A	0	N/A	N/A	(per door)
Decorative Door on End	E•8	DDEL, DDER	310	435	870	N/A	35%	(per end)
Deep Roll Tray	E•21	DRT	N/A	130	130	N/A	N/A	(per roll tray)
Drawer Front Flat 5-piece	E•4	DFF5PC	55	55	55	N/A	N/A	(per drawer)
Drawer Front Flat 5-piece, Slab Top	E•5	DFF5PCST	55	55	55	N/A	N/A	(per drawer)

Modification	Page	Code	Price					
			Wall	Base	Tall	Filler	Panel	
Drawer Front Raised 5-piece	E•5	DFR5PC	55	55	55	N/A	N/A	(per drawer)
Drawer Front Raised 5-piece, Slab Top	E•5	DFR5PCST	55	55	55	N/A	N/A	(per drawer)
Drawer Front Slab	E•6	DFSLB	0	0	0	N/A	N/A	(per drawer)
Drawer Front Slab Top	E•6	DFSLBT	0	0	0	N/A	N/A	(per drawer)
Drawer, Secured	E•21	DRWSC, DRWSCL, DRWSCR,	N/A	540	N/A	N/A	N/A	(per cabinet)
		DRWSCB	N/A	1075	N/A	N/A	N/A	(per cabinet)
Drawer Toekick	E•21	DRWTK	N/A	655	655	N/A	N/A	(per cabinet)
Edgeband Panels	E•22	EB.ALL, EB.S, EB.LR, EB.E, EB.TB, EB.ES, EB.STB, EB.ELR	N/A	N/A	N/A	0	0	(per part)
Edgeband Shelves	E•22	EB.F, EB.FL, EB.FR, EB.FLR, EB.FBK	N/A	N/A	N/A	N/A	0	(per part)
Extended Down	E•22	EXD	150	N/A	N/A	25%	25%	(per cabinet)
Extended Stile	E•22	EXL_, EXR_, EXR_.P, EXL_.P	45	65	95	N/A	N/A	(per stile)
Extended Stile with Overlay	E•23	EXOL, EXOR, EXOLP, EXORP	55	90	125	N/A	125	(per stile)
Extended Up	E•23	EXU	55	55	55	55	55	(per cabinet)
False Panel	E•27	FP, FP.L, FP.R, FP.ALL	N/A	0	N/A	N/A	N/A	(per cabinet)
Faux Square Peg	E•7	PEGS	20	20	20	N/A	N/A	(per door/ drawer front)
Finial Hinges	E•6	FHBN, FHMB, FHORB	0	0	0	N/A	N/A	(per order)
Finish Edges	E•25	FE.FRT, FE.FRT.L, FE.FRT.R, FE.FRT.LR, FE.FRT.BK	N/A	N/A	N/A	0	0	(per part)
Finish Edges, All	E•25	FE.ALL	N/A	N/A	N/A	10%	10%	(per part)
Finished End	E•8	FL, FR	0	0	0	N/A	N/A	(per end)
Flush Finished Void	E•25	FFV	130	130	N/A	N/A	N/A	(per cabinet)
Flush Toekick	E•27	FTK, FTK.P	130	130	130	130	130	(per cabinet)
Flush Toekick, Style A	E•27	FTKV.A, FTKV.PA	130	130	130	130	130	(per cabinet)
Flush Toekick, Style D	E•27	FTKV.D, FTKV.PD	130	130	130	130	130	(per cabinet)
Flush Toekick, Style E	E•27	FTKV.E, FTKV.PE	130	130	130	130	130	(per cabinet)
Flush Toekick, Style F	E•27	FTKV.F, FTKV.PF	130	130	130	130	130	(per cabinet)
Flush Toekick, Style H	E•27	FTKV.H, FTKV.PH	130	130	130	130	130	(per cabinet)
Flush Toekick, Style J	E•27	FTKV.J, FTKV.PJ	130	130	130	130	130	(per cabinet)
Flush Toekick, Style K	E•27	FTKV.K, FTKV.PK	130	130	130	130	130	(per cabinet)
Fluting	E•26	FLUTE.L, FLUTE.R, FLUTE.LR, FLUTE.LP, FLUTE.RP, FLUTE.LRP	45	45	45	N/A	N/A	(per part)
Fluting on Fillers	E•23	FLUTE, CFLUTE	N/A	N/A	N/A	45	45	(per part)
Full Depth Shelf	E•23	FD	N/A	45	N/A	N/A	N/A	(per cabinet)
Full Depth Shelves with Roll Tray (12" to 24")	E•24	FDSRT1, FDSRT2	N/A	N/A	240	N/A	N/A	(per roll tray)
Full Depth Shelves with Roll Tray (27" to 36")	E•24	FDSRT1, FDSRT2	N/A	N/A	295	N/A	N/A	(per roll tray)
Full Depth Shelf with Roll Tray, Bottom (12" to 39")	E•24	FDSRTBTM	N/A	295	N/A	N/A	N/A	(per cabinet)
Full Depth Shelf with Roll Tray, Bottom (39 1/4" to 48")	E•24	FDSRTBTM	N/A	595	N/A	N/A	N/A	(per cabinet)
Functional Door on End	E•9	FDRL, FDRR, FDRLF, FDRRF, FDLL, FDLR, FDLLF, FDLRF	250	370	620	N/A	N/A	(per end)
Furniture Plywood End	E•9	FPEL, FPER	130	150	250	N/A	250	(per end)
Gallery Mullion Door	F•1	GM, GM.T, GM.M, GM.B, GM.P	see Specialty Doors for details					
Inset Beaded Overlay	E•28	IBO	15%	15%	15%	N/A	N/A	(per cabinet)
Inset Non-Beaded Overlay	E•28	NBO	15%	15%	15%	N/A	N/A	(per cabinet)
Inset Panel End	E•10	IPEL, IPER	370	495	620	N/A	620	(per end)
Inverted Face	E•29	INVF	185	N/A	N/A	N/A	N/A	(per cabinet)
Inverted Stile	E•29	INVS	15%	N/A	N/A	N/A	N/A	(per cabinet)
Loose Doors and/or Drawer Fronts	E•29	LSDR, LSDF, LSDRDF	0	0	0	N/A	N/A	(per door/ drawer front)
Matching Interior	E•29	MI	250	250	370	N/A	N/A	(per cabinet)
Modified Full Overlay	E•6	MFO	0	N/A	0	N/A	N/A	(per cabinet)
No Hinge Route	E•30	NHR	0	0	0	N/A	N/A	(per door)
No Overlay	E•30	NOO	0	0	N/A	N/A	N/A	(per cabinet)
Open Bottom Rail Base	E•30	OBRB, OBRB.P	0	0	0	N/A	N/A	(per cabinet)

Modification	Page	Code	Price: Wall	Base	Tall	Filler	Panel	
Overlay Only	E•30	OONLY	N/A	N/A	N/A	-50%	-50%	(per part)
Peninsula	E•31	P	80%	80%	N/A	N/A	N/A	(per cabinet)
Prairie Mullion Door	F•1	PM, PM.T, PM.M, PM.B, PM.P	see Specialty Doors for details					
Prep for Finished Bottom with Panel	E•31	PFBP	125	N/A	N/A	N/A	N/A	(per cabinet)
Profiled Edge	E•32	PRE.F, PRE.FL, PRE.FR, PRE.FBK, PRE.FLR, PRE.FLBK, PRE.FRBK, PRE.LR, PRE.ALL	N/A	N/A	N/A	0	0	(per part)
Push to Open Wastebasket	E•32	PTOWB	N/A	475	N/A	N/A	N/A	(per cabinet)
Recessed or Raised Panel End	E•11	RPEL, RPER	370	495	620	N/A	620	(per end)
Recessed Toekick	E•34	RTKL, RTKR, RTKBK, RTKLR, RTKLBK, RTKRBK, RTKLRB, RTKF	130	130	130	N/A	N/A	(per side)
Recessed Toekick, 6”	E•34	RTK6L, RTK6R, RTK6LR, RTK6BK, RTK6LBK, RTK6RBK, RTK6LRB, RTK6ALL ,RTK6FBK, RTK6FL, RTK6FR, RTK6FLR, RTK6FLB, RTK6FRB, RTK6F, RTK6ALL	N/A	130	N/A	N/A	N/A	(per side)
Reduced Depth Drawers	E•32	RDD6	N/A	282	N/A	N/A	N/A	(per cabinet)
		RDTD6	N/A	141	N/A	N/A	N/A	(per cabinet)
Relocate Middle Rail	E•34	RMR.T_, RMR.B_	0	N/A	N/A	N/A	N/A	(per cabinet)
Rosette Fluting	E•33	RFLUTE.L, RFLUTE.R, RFLUTE.LR, RFLUTE.LP, RFLUTE.RP, RFLUTE.LRP	45	45	45	N/A	N/A	(per part)
Rosette Fluting on Fillers	E•33	RFLUTE, CRFLUTE	N/A	N/A	N/A	45	45	(per part)
Scooped Drawer	E•35	SCPDRW, SCPDRW.L, SCPDRW.R	N/A	55	N/A	N/A	N/A	(per drawer)
Scooped Roll Tray	E•35	SRT	N/A	5%	5%	N/A	N/A	(per cabinet)
Shaker Mullion Door	F•1	SM, SM.T, SM.M, SM.B, SM.P	see Specialty Doors for details					
Side Extended Back	E•12	SEBKL_, SEBKR_	130	155	185	N/A	N/A	(per end)
Side Extended Down	E•12	SEDL_, SEDR_, SEDA_	130	N/A	N/A	N/A	N/A	(per end)
Single Panel Tall Door	E•7	SGLPN	N/A	N/A	0	N/A	N/A	(per door)
Split Drawers	E•7	SDRWS	N/A	0	0	N/A	N/A	(per cabinet)
Storage Open Rail Base	E•35	STORB	N/A	90	90	N/A	N/A	(per cabinet)
Tall Align	E•36	TAT_, TAB_	N/A	N/A	0	N/A	N/A	(per cabinet)
Toekick Pedestal	E•37	TKP	0	0	0	N/A	N/A	(per cabinet)
Transom Door	F•2	TP, TP.T, TP.P, TG, TG.T, TG.P, TGP, TGP.T, TGP.P, TPG, TPG.T, TPG.P	130	N/A	N/A	N/A	N/A	(per door)
Tray Divider	E•36	_TD, _TD.B, _TD.BL, _TD.BR, _TD.L, _TD.M, _TD.ML, _TD.MR, _TD.R, _TD.T, _TD.TL, _TD.TR	125	125	125	N/A	N/A	(per divider)
Two Exterior Faces on Panels	E•12	2EXTFACES	N/A	N/A	N/A	N/A	25%	(per part)
U-shaped Drawer	E•37	UDRW_	N/A	80	80	N/A	N/A	(per drawer box)
U-shaped Roll Tray	E•38	URT, URT.L, URT.R,	N/A	80	N/A	N/A	N/A	(per roll tray)
		_URT	N/A	325	325	N/A	N/A	(per roll tray)
Valance Rail, Style A	E•39	VR._A	130	130	130	N/A	N/A	(per cabinet)
Valance Rail, Style D	E•39	VR._D	130	130	130	N/A	N/A	(per cabinet)
Valance Rail, Style E	E•39	VR._E	130	130	130	N/A	N/A	(per cabinet)
Valance Rail, Style F	E•39	VR._F	130	130	130	N/A	N/A	(per cabinet)
Valance Rail, Style H	E•39	VR._H	130	130	130	N/A	N/A	(per cabinet)
Valance Rail, Style J	E•39	VR._J	130	130	130	N/A	N/A	(per cabinet)
Valance Rail, Style K	E•39	VR._K	130	130	130	N/A	N/A	(per cabinet)
Valance Rail, Style S	E•39	VR._S	125	125	125	N/A	N/A	(per cabinet)
Vanity L-shaped Organizer	E•38	VLSO.L, VLSO.R	N/A	670	N/A	N/A	N/A	(per side)
Vanity Wastebasket	E•40	VWB.L, VWB.R	N/A	1120	N/A	N/A	N/A	(per cabinet)
Void Toekick	E•40	VTK	N/A	0	0	N/A	N/A	(per cabinet)
Wide Stile	E•40	WSL, WSR, WSL.P, WSR.P	55	55	55	N/A	N/A	(per side)
Wood Tiered Cutlery Divider	E•41	WTCD, WTCD.L, WTCD.R	N/A	390	N/A	N/A	N/A	(per side)
Wood Tiered K-Cup Drawer	E•41	WTKCUPD, WTKCUPD.L, WTKCUPD.R	N/A	610	N/A	N/A	N/A	(per side)

Door and Drawer Front Modifications

Wall	Base	Tall	Filler	Panel	
0	N/A	0	N/A	N/A	per door

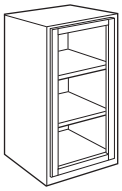

Cut-for-glass

CG (Cut-for-glass),
CG.T (Top Door),
CG.M (Middle Door),
CG.B (Bottom Door),
or CG.P (Peninsula)

Cabinets can be ordered with doors routed to accept glass inserts. Clips to attach glass are included. When a cabinet has more than one opening, specify the location (top, middle, or bottom).

- Doors more than 54" tall have two panels routed for glass, divided by a horizontal mullion.
- Glass is not included.
- Must specify Matching Interior if desired.
- When using Cut-for-glass with Wall Top Hinge cabinets, the interior hardware may be visible.
- The use of glass for base cabinet, vanity cabinet, and bottom door of tall cabinet applications or for placement near interior or exterior doors is not recommended.

Exceptions

- Not available on cabinets less than 12" wide.
- For PWT cabinets, not available on 84" or 87" high.
- For utility and oven cabinets, only available on top section.
- For linen cabinets, only available on middle and top sections.

55	55	55	N/A	N/A	per drawer

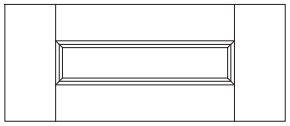

Drawer Front Flat 5-piece

DFF5PC (Drawer Front Flat 5-piece)

When used with Full Overlay/Modified Full Overlay Doors:
Drawer Front Flat 5-piece (DFF5PC) includes a 5-piece flat panel drawer.

- Desk Vanity Drawers will be slab.
- Drawer fronts smaller than 4 13/16" high will remain a slab front. See Door Style section for exceptions.
- See Door Style section for availability and drawer design.

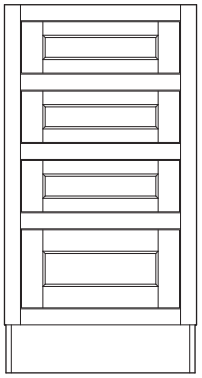

B4D

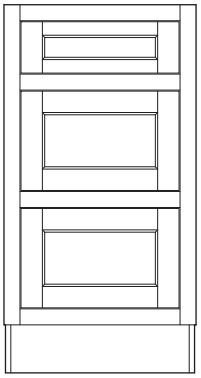

B3D

When used with Non-Beaded Inset/Beaded Inset Doors:
Drawer Front Flat 5-piece (DFF5PC) includes a 5-piece flat panel drawer.

- Drawer fronts on openings less than 5" high will remain a slab front.
- See Door Style section for availability.

Door and Drawer Front Modifications



Drawer Front Flat 5-piece, Slab Top

Wall	Base	Tall	Filler	Panel	
55	55	55	N/A	N/A	per drawer

DFF5PCST (Drawer Front Flat 5-piece, Slab Top)

Drawer Front Flat 5-piece, Slab Top includes a 5-piece flat panel drawer front.

- See Door Style section for availability.
- Drawers will remain slab when:
  - The top drawer front of base and vanity cabinets where the opening is 5″ or 4 1/4″.
  - Talls with drawer fronts at base/vanity height.
  - Drawer fronts smaller than 5 3/4″.



Drawer Front Raised 5-piece

55	55	55	N/A	N/A	per drawer

DFR5PC (Drawer Front Raised 5-piece)

When used with Full Overlay/Modified Full Overlay Doors:
Drawer Front Raised 5-piece (DFR5PC) includes a 5-piece double raised center panel drawer.

- Desk Under Counter Drawers will be slab.
- Drawer fronts smaller than 4 13/16″ high will have slab front.
- See Door Style section for availability.

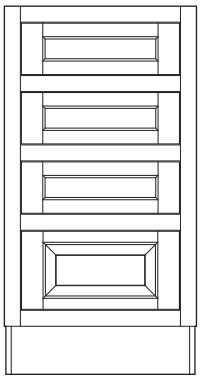

B4D

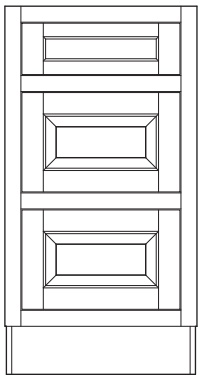

B3D

When used with Non-Beaded Inset/Beaded Inset Doors:
Drawer Front Raised 5-piece (DFR5PC) includes a 5-piece double raised panel drawer.

- Drawer fronts on openings less than 5″ high will remain a slab front.
- See Door Style section for availability.

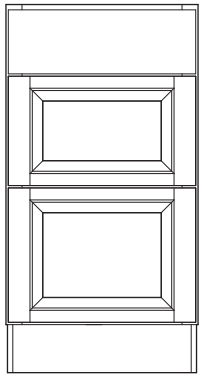

Drawer Front Raised 5-piece, Slab Top

55	55	55	N/A	N/A	per drawer

DFR5PCST (Drawer Front Raised 5-piece, Slab Top)

Drawer Front Raised 5-piece, Slab Top includes a 5-piece double raised center panel drawer front.

- See Door Style section for availability.
- Drawers will remain slab when:
  - The top drawer front of base and vanity cabinets where the opening is 5″ or 4 1/4″.
  - Talls with drawer fronts at base/vanity height.
  - Drawer fronts smaller than 5 3/4″.
- Not available on:
  - Add Drawer modification.

Door and Drawer Front Modifications

Drawer Front Slab

Wall	Base	Tall	Filler	Panel	
0	0	0	N/A	N/A	per drawer

DFSLB (Drawer Front Slab)

Drawer Front Slab (DFSLB) includes a solid slab drawer front.

- See Door Style section for availability.



Drawer Front Slab Top

0	0	0	N/A	N/A	per drawer

DFSLBT (Drawer Front Slab Top)

Drawer Front Slab Top (DFSLBT) includes a solid slab drawer front.

- See Door Style section for availability.
- Drawers will remain slab when:
  - The top drawer front of base and vanity cabinets where the opening is 5″ or 4 1/4″.
  - Talls with drawer fronts at base/vanity height.
- Not available on:
  - Add Drawer modification.

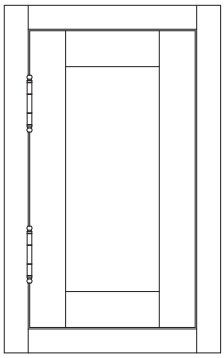

Finial Hinges

0	0	0	N/A	N/A	per order

FHBN (Finial Hinge - Brushed Nickel),
FHMB (Finial Hinge - Matte Black), or
FHORB (Finial Hinge - Oil Rubbed Bronze)

With this modification, finial hinges will be attached to the door.

- Special placement of finial hinges is not available.
- Hinge will not feature soft-close.
- 180 degree hinge.
- Four way adjustable hinge (left, right, up and down).
- Not available on:
  - Aluminum Frame Doors and Inset Panel End.

Exceptions

- Not available on 6″ wide cabinets.
- Not available on 33″ wide Base Easy Reach cabinets.
- Only available on Non-Beaded Inset and Beaded Inset door styles with #1 or #12 profile.

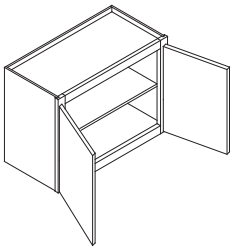

Modified Full Overlay

0	N/A	0	N/A	N/A	per cabinet

MFO (Modified Full Overlay)

Full Overlay Cabinets can be ordered with a modified full overlay. Modified Full Overlay will reduce the size of the top door by 3/4″ allowing for a reveal of 1″.

- When Modified Full Overlay is specified it will be applied to all Wall and Tall cabinets on order.
- When ordering two wall cabinets that will be field stacked, both cabinets will come with Modified Full Overlay unless otherwise specified.
- Modified Full Overlay adjustment will not occur on Wall Cabinets with Add Toekick modification.
- When Recessed or Raised Panel Ends are ordered with Modified Full Overlay, the cross rail will not increase to match the change in reveal.
- When Decorative Door on End modification is ordered with Modified Full Overlay, the decorative door(s) will decrease to match the change in reveal.
- When Fluting modifications are selected with Modified Full Overlay, the Fluting dimensions do not change.
- When Transom modification is selected with Modified Full Overlay, the bottom section of door will decrease in height by 3/4″.
- Not available on:
  - Aluminum Frame Doors, Inset Doors, Finial Hinges, and Inset Panel End.

Door and Drawer Front Modifications



Faux Square Peg

Wall	Base	Tall	Filler	Panel	
20	20	20	N/A	N/A	per door/ drawer front

PEGS (Faux Square Peg)

Cabinets in available styles can be ordered with Faux Square Pegs in the door/drawer rail. Door rails feature 2 pegs per corner. Drawer rails feature 1 peg per corner.

- Faux Square pegs are walnut regardless of the species selected for the door.
- Not available on:
  - Angora, Cabana, Iron Slate, Mohair, Swift, Turquoise Rust, Bespoke Custom Hue, Color By Number or Decorá Color Collection.
  - Slab Drawer Fronts and Recess or Raised Panel Ends.
  - Panel Custom - Wainscoting, Inset Panel End, Double Wide or Double Tall Panel Custom - Integrated, Cut-for-glass Door Rail (CGRAIL), and Door End Rail (DRRAILEND).

Exceptions

- See Door Style section for availability.
- Slab drawer fronts will not come with pegs. For this modification on drawer fronts, upgrade to 5-piece where available.

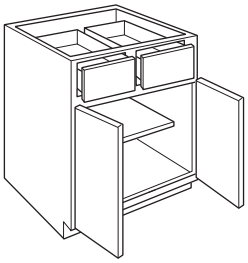

Split Drawers

N/A	0	0	N/A	N/A	per cabinet

SDRWS (Split Drawers)

When a unit includes a drawer, one wide drawer configuration is standard. If two small, side-by-side drawers are desired, specify Split Drawers.

- Split Drawer front widths will not be aligned with the doors unless Add Center Stile is specified.

Exceptions

- Only available on the top drawer(s).
- Not available on cabinets less than 24″ wide or greater than 39″ wide.
- Not available on cabinets that already have two drawers side by side.

Single Panel Tall Door

N/A	N/A	0	N/A	N/A	per door

SGLPN (Single Panel Tall Door)

- Allows doors to consist of a single center panel rather than the standard 2 equally sized center panels divided by a horizontal rail.
- When used with Functional Door on End, Inset Panel End, and Decorative Door on End, the SGLPN logic will be applied by changing the tall door to a single center panel.

Exceptions

- Only available on cabinets with a 58 1/2″ opening height
- Not available on slab door styles.

End Panel Modifications

Beadboard Side

Wall	Base	Tall	Filler	Panel	
130	185	370	N/A	35%	per end

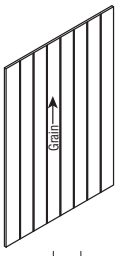

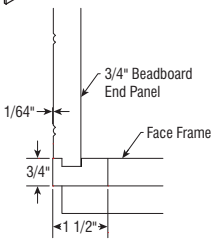

BBSL (Beadboard Side - Left End) or
BBSR (Beadboard Side - Right End)

Cabinets can be ordered with a 3/4″ finished veneer end panel to achieve a beadboard flush end appearance.

- Finished End standard on Beadboard Side.

Exceptions

- Not available on cabinets and panels over 96″ high.
- For appliance cabinets with cut-outs, not available when cut-out width is greater than standard.
- For Wall and Base Transition available on 12″ deep side only.

Decorative Door on End

310	435	870	N/A	35%	per end

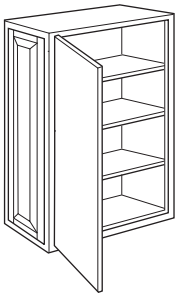

DDEL (Left) or
DDER (Right)

Modifies cabinet end panel with applied decorative door(s) onto FPE upgraded end panel.

- Furniture Plywood End standard only on the side(s) the Decorative Door on End modification is applied.
- Base cabinets have a full height door.
- If cabinet or end panel is over 24″ deep, two doors will be applied to end.
- When ordered with Modified Full Overlay, the Decorative Door(s) on End will decrease to match the change in reveal.
- When used with the Single Panel Tall Door (SGLPN) modification, the SGLPN logic will be applied by changing the tall door to a single center panel.
- Decorative Doors on End must be ordered loose on 84″ tall panels when used with Change Height less than 77″ high.
- Panels over 96″ will have three equal height decorative doors.
- Not available on:
  - Same side as an Extended Stile.

Exceptions

- For Wall and Base Transition available on 12″ deep side only.
- For panels, only available on one side.
- Not available on Non-Beaded Inset or Beaded Inset door styles.

Minimum Cabinet Depth for Decorative Door on End	
Doors with Rails 2 1/4″ wide and less and slab door styles	8″
Doors with Rails 2 1/2″ - 3 3/8″ wide	8 1/2″
Miter Doors with Rails 3 3/8″ wide	9″

Finished End

0	0	0	N/A	N/A	per end



FL (Left End Finished) or
FR (Right End Finished)

Finished Ends should be specified on any cabinet end that will be exposed after installation.

- Finished Ends standard on:
  - Decorative Door on End, Furniture Plywood End, Beadboard Side, and Functional Door on End.

Exceptions

- Available on one side only on Wall and Base Angled End cabinets.

End Panel Modifications

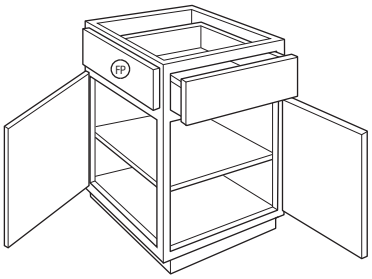

FP False Panel

Functional Door on End

Wall	Base	Tall	Filler	Panel	
250	370	620	N/A	N/A	per end

FDRR (Functional Door Right, Hinge Right),
FDRL (Functional Door Right, Hinge Left),
FDRRF (Functional Door Right, Hinge Right - Full Height),
FDRLF (Functional Door Right, Hinge Left - Full Height),
FDLL (Functional Door Left, Hinge Left),
FDLR (Functional Door Left, Hinge Right),
FDLLF (Functional Door Left, Hinge Left - Full Height), or
FDLRF (Functional Door Left, Hinge Right - Full Height)

Creates a working door on the end of the specified cabinet.

- When Functional Door on End is selected on base and tall cabinets, Recessed Toekick is standard.
- If Flush Toekick is selected, then all sides of cabinet will be Flush Toekick.
- When used with the Single Panel Tall Door (SGLPN) modification, the SGLPN logic will be applied by changing the tall door to a single center panel.
- Not available on:
  - Both cabinet ends or cabinets with Side Extended Back.

Exceptions

- Not available on 6" wide cabinets.
- For Wall and Base Transition available on 12" deep side only.
- Not available on the same side as breadboard.
- Not available on Non-Beaded Inset or Beaded Inset door styles.



Top View

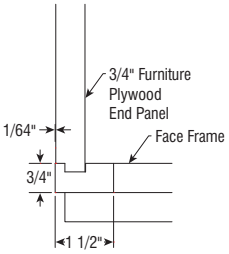

Furniture Plywood End

130	150	250	N/A	250	per end

FPEL (Left End) and/or FPER (Right End)

Cabinets can be ordered with a 3/4" finished veneer end panel to achieve a Flush End appearance.

- Finished End standard on Furniture Plywood End. The other end panel on the cabinet is unfinished unless a finished end is specified.

Exceptions

- For Wall and Base Transition available on 12" deep side only.

End Panel Modifications

Wall	Base	Tall	Filler	Panel	
370	495	620	N/A	620	per end

Inset Panel End

IPEL (Inset Panel End Left) and/or IPER (Inset Panel End Right)

With this modification, the current end panel is replaced with a frame and door that is then applied to a 3/8" end panel.

- Cabinets or end panels deeper than 24" will have two butt doors.
- Cabinets less than 12" deep will utilize a slab door.
- Cabinets with a toekick (Base, Vanity, Office, and Tall Cabinets, as well as Wall Cabinets with ADDTK) will include a Flush Toekick with a notch on the inset panel end frame.
- When Extended Up (EXU) and Extended Down (EXD) is selected the frame on the inset panel end will also have the modification applied.
- When used with the Single Panel Tall Door (SGLPN) modification, the SGLPN logic will be applied by changing the tall door to a single center panel.
- Not available with:
  - Glass Shelf Kits, Aluminum Frame Doors, Modified Full Overlay, Side Extended Back, Side Extended Down or Functional Door on End

Exceptions

- Only available on Non-Beaded Inset and Beaded Inset door styles.
- Not available on cabinets less than 9" wide.
- Not available on cabinets less than 9" deep or greater than 30" deep.
- Not available on cabinets less than 12" high or greater than 96" high.
- For Wall and Base Transition available on 12" deep side only.
- For appliance cabinets with cut-outs, not available when cut-out width is greater than standard.

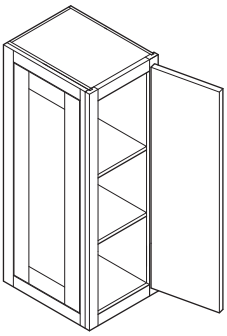

Wall

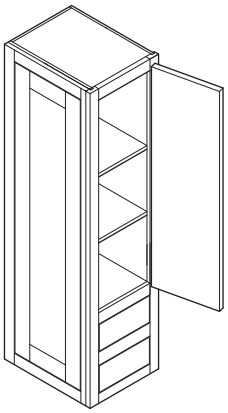

Wall with Added Drawer

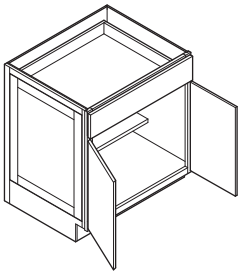

Base

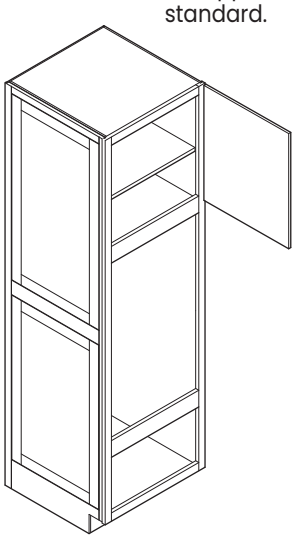

Tall Oven

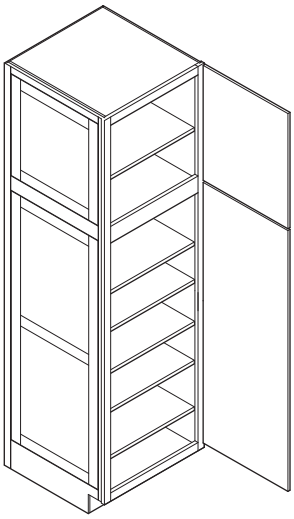

Utility

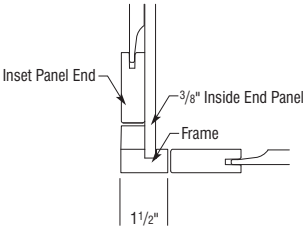



Diagonal

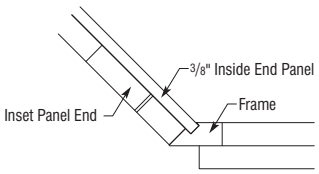

End Panel Modifications

Wall	Base	Tall	Filler	Panel	
370	495	620	N/A	620	per end

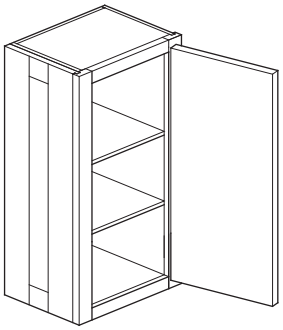

Wall

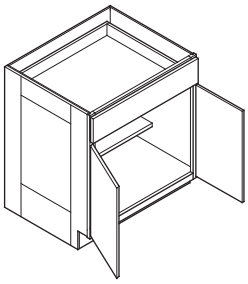

Base

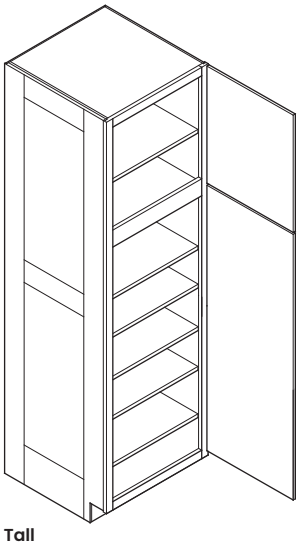

Tall

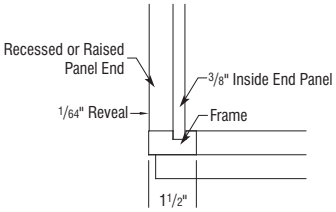



Diagonal

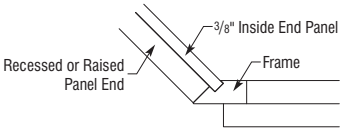

Recessed or Raised Panel End

RPEL (Left End) and/or RPER (Right End)

Available on most cabinets where the look of a furniture end is desired. Recessed or Raised Ends will closely match the door style specified on the order.

- Outside profile will be #12 regardless of door profile.
- On wall cabinets, all rails and stiles are sized to match the selected door styles.
- On base, vanity, and tall cabinets, the bottom rail is always 7″ high and utilizes 3 1/2″ rails and stiles. See door styles section for exceptions on styles that utilizes 4″ rails and stiles.
- Cabinets over 48″ will always have 2 equally sized panels in height.
- Cabinets or end panels deeper than 24″ will have double wide panels.
- Not available with: Functional Door on End, Glass Shelf Kits, Add Toekick, Toekick Drawer, or Toekick Pedestal.
- ATTTK or VTK must be selected when applying Recessed or Raised Panel Ends on 96″ tall cabinets. 96″ tall cabinets not available with Extended Up modification.
- When Extended Down, Extended Up, or Modified Full Overlay are selected with Recessed or Raised Panel End, the cross rail on the Recessed or Raised Panel End will not increase to match the extension.
- The maximum cut-out for oven cabinets is 3″ less than the cabinet width.

Exceptions

- Not available on cabinets less than 9″ wide.
- Not available on cabinets less than 18″ high.
- Not available on wall cabinets less than 9″ deep or base cabinets less than 12″ deep.
- For appliance cabinets with cut-outs, not available when cut-out width is greater than standard.
- For Wall and Base Transition available on 12″ deep side only.
- Not available on miter, slab, or beaded center panel door styles.

End Panel Modifications

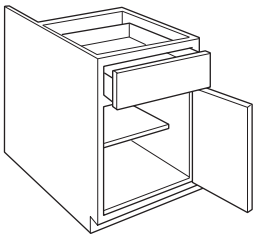

Side Extended Back

Wall	Base	Tall	Filler	Panel	
130	155	185	N/A	N/A	per end

SEBKL_ (Left) or
SEBKR_ (Right) (Fill in the added dimension required)

The end panel can be extended back in 1/4″ increments up to an additional 12″.

- End treatment must be specified (i.e. FL, DDEL, etc.). When DDE, RPE, or IPE ends are applied, please reference those sections for configuration of end panel based on depth of extended back.

Exceptions

- For 102″, 108″, and 120″ cabinets, can only extend to a maximum 30″ deep.

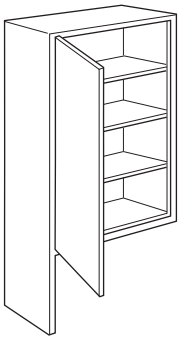

Side Extended Down

130	N/A	N/A	N/A	N/A	per end

SEDL__ (Side Extended Down Left),
SEDR__ (Side Extended Down Right), or
SEDA__ (Side Extended Down - All Sides)
(Fill in the added dimension required)

The end panel and attached face frame rail can be extended down in 1/4″ increments up to an additional 24″. The interior of the extended ends is skinned to match the cabinet exterior.

- If both the ends and the back are extended down, the cabinet must be Matching Interior.
- When ordered with Extended Down, the cabinet opening remains the same but the overall height increases by the two dimensions applied by the modifications.
- Not available on:
  - Cabinets with Functional Door on End and Inset Panel End.

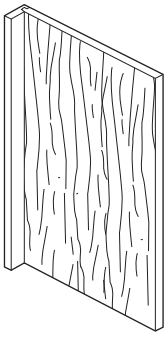

Two Exterior Faces on Panels

N/A	N/A	N/A	N/A	25%	per part

2EXTFACES (Two Exterior Faces on Panels)

Most end panels with attached fillers can be ordered with two finished exterior faces in place of the standard interior.

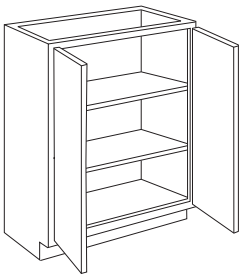

Add Toekick

125	N/A	N/A	N/A	N/A	per cabinet

ADDTK (Add Toekick)

Wall cabinets can be ordered with a 4 1/2″ high recessed toekick added. The overall height of the cabinet increases by 4 1/2″.

Custom Modifications

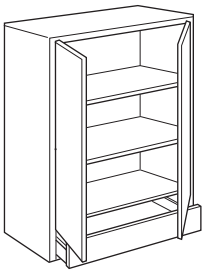

ADRW1

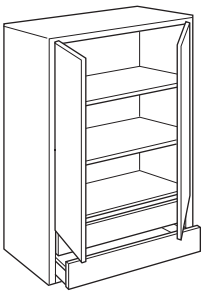

ADRW2

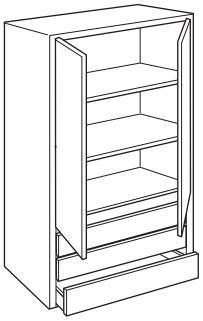

ADRW3

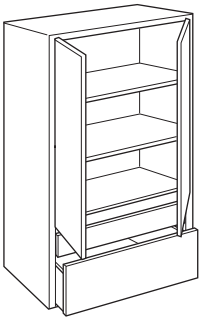

A2DRW

Add Drawer

	Wall	Base	Tall	Filler	Panel	
1 Drawer	250	N/A	N/A	N/A	N/A	per cabinet
2 Drawers	495	N/A	N/A	N/A	N/A	per cabinet
3 Drawers	745	N/A	N/A	N/A	N/A	per cabinet

ADRW1 (Add One Drawer), ADRW2 (Add Two Drawers), ADRW3 (Add Three Drawers), or A2DRW (Add Two Drawers)

Most wall cabinets can have full width drawer(s) added below a wall unit. With this modification the overall height of the cabinet increases.

- ADRW1 adds one full width drawer below wall unit, 4 1/4″ drawer opening height. The height increases by 6″.
- ADRW2 adds two full width drawers below wall unit, both at 4 1/4″ drawer opening heights. The height increases by 12″.
- ADRW3 adds three full width drawers below wall unit, all at 4 1/4″ drawer opening heights. The height increases by 18″.
- A2DRW adds one full width drawer with a 4 1/4″ drawer opening height and one full width drawer with a 10 1/4″ drawer opening height. The height increases by 18″.
- Non-Beaded Inset and Beaded Inset will feature a slab drawer front on the 4 1/4″ opening heights.
- Change Depth available in 1/4″ increments from 12″ to 24″.
- Not available on:
  - Peninsula cabinets or with Prep for Finished Bottom.

Exceptions

- Not available on cabinets when overall cabinet height would exceed 66″ after drawers are added.

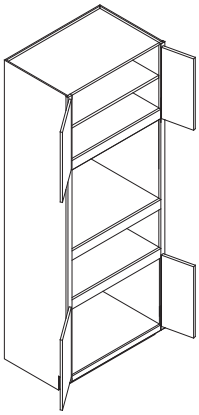

Appliance Cut-out with Floor

N/A	55	55	N/A	N/A	per cabinet

AF - Specify Appliance Cut-out with Floor

Most oven and microwave cabinets can be ordered with an appliance cut-out with floor for the installation of a warming drawer. See MasterBrand Connect website for ordering form and instructions.

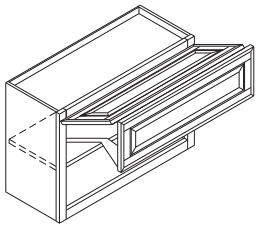

Automatic Opening Mechanism for Door

2975	N/A	N/A	N/A	N/A	per cabinet

AOMD (Automatic Opening Mechanism for Door)

A light touch on the front using your hand or elbow is all that's required to open doors with Automatic Opening Mechanism.

- Requires an electrical outlet.
- See page P•16 for Automatic Opening Mechanism accessories and parts.

Exceptions

- Not available on cabinets 9″ or 12″ high.
- WVL_, WAGVL_ and WDAGVL_ not available on doors styles with rail widths 2 1/4″ or less.
- On WVL_, not available with Aluminum Door profiles A02, A03, A04, A06, A10, A11, and A15.

Custom Modifications

Wall	Base	Tall	Filler	Panel	
N/A	0	N/A	N/A	N/A	per part

APM.F (Moulding Front)

APM.FBK (Moulding Front & Back)

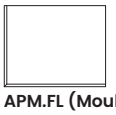
APM.FL (Moulding Front & Left)

APM.FLBK (Moulding Front, Left & Back)

APM.FLR (Moulding Front, Left & Right)

APM.FR (Moulding Front & Right)

APM.FRBK (Moulding Front, Right & Back)

APM.LR (Moulding Left & Right)

APM.ALL (Moulding All)

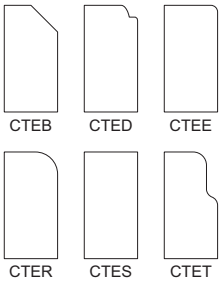

Applied Moulding

APM.F (Moulding Front),
APM.FBK (Moulding Front & Back),
APM.FL (Moulding Front & Left),
APM.FLBK (Moulding Front, Left & Back),
APM.FLR (Moulding Front, Left & Right),
APM.FR (Moulding Front & Right),
APM.FRBK (Moulding Front, Right & Back),
APM.LR (Moulding Left & Right), or
APM.ALL (Moulding All)

With this modification, moulding is added to specified location.

- Available on Wood Top Specify Edge (WTSE)
- Specify countertop moulding (CTEB, CTED, CTEE, CTER, CTES, CTET)
- Finishing Techniques available: G, V+.

Exceptions

- Alder will be used for Rustic Alder.
- Not available in Walnut for CTEB, CTER or CTET.
- White Oak will be used for Quartersawn White Oak for CTED, CTEE, CTES

Finishing Techniques
H = Highlight (see page C•4.)
G = Wet Glaze (see page C•4.)
R+ = Reserve Plus (see page C•4.)
V+ = Vintage Plus (see page C•4.)

Custom Modifications

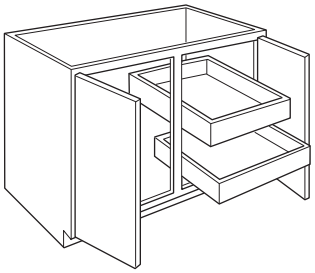

Adjustable Roll Trays

	Wall	Base	Tall	Filler	Panel	
12″ to 24″ roll trays	240	240	240	N/A	N/A	per roll tray
27″ to 39″ roll trays	295	295	295	N/A	N/A	per roll tray

_ART (Installed Roll Tray),
_ART.L (Installed Roll Tray - Left),
_ART.R (Installed Roll Tray - Right),
_ART.B (Installed Roll Tray - Bottom),
_ART.LB (Installed Roll Tray - Left - Bottom),
_ART.RB (Installed Roll Tray - Right - Bottom),
_ART.M (Installed Roll Tray - Middle),
_ART.LM (Installed Roll Tray - Left - Middle),
_ART.RM (Installed Roll Tray - Right - Middle),
_ART.T (Installed Roll Tray - Top),
_ART.LT (Installed Roll Tray - Left - Top), or
_ART.RT (Installed Roll Tray – Right - Top)

Opening Height (in inches)	Roll Tray Max Quantity
9	1
12	2
15	3
18	3
21	4
24+	5

With this modification, Adjustable Roll Trays are installed in the cabinet.

- Replaces adjustable shelves, which are not compatible with this modification.
- Specify the number of roll trays between 1 and 5.
- Not available on:
  - Units with Functional Door on End.
  - Peninsula cabinets.

Exceptions

- Only available on cabinets 12″-24″ deep in 3″ increments.
- Only available on cabinets 12″-48″ wide in 1/4″ increments.
- For PWT cabinets, only available on top section of 90″-96″ high.
- For L1884DR(L or R)C cabinets, only available on bottom section.
- Largest single full width roll tray is available on a 39″ wide cabinet.

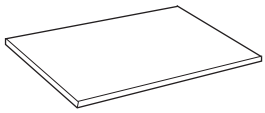

Additional Shelf

Standard	20	20	N/A	N/A	N/A	per sq. ft.
Matching Interior	45	45	N/A	N/A	N/A	per sq. ft.

AS1 (1 Shelf) or
AS2 (2 Shelves)

Adds a standard shelf in cabinets.

- Wall cabinets must have minimum 21″ high opening.

Exceptions

- Not available on cabinets with openings less than 21″ high.

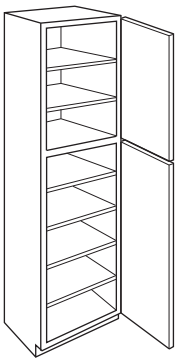

Attach Toekick

N/A	N/A	0	N/A	N/A	per cabinet

ATTTK (Attach Toekick)

Attaches toekick on 96″ and higher cabinets where toekick is shipped loose standard.

Exceptions

- Only available on cabinets 96″ and higher.

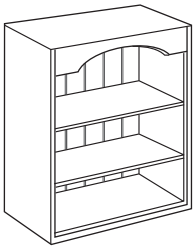

Beadboard Back Interior

250	250	370	N/A	N/A	per cabinet

BBKI (Beadboard Back Interior)

Cabinets that are available as Matching Interior cabinets are available with an installed 3/8″ Beadboard Back in the same color as the exterior.

- If Matching Interior is not standard on the cabinet, Matching Interior will be added to your order.

Custom Modifications

Cabinet Box Only

Wall	Base	Tall	Filler	Panel	
-15%	-15%	-15%	N/A	N/A	per cabinet

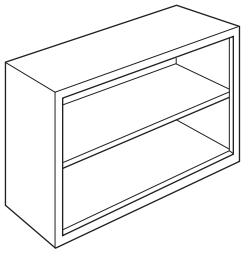

Cabinets less doors - Wall

CBO (Cabinet Box Only)

With this modification, doors, drawer fronts, and any accessory items attached to a door or drawer front are removed.

- Complete drawer box and any interior components attached to the cabinet box will remain in the cabinet.
- Frames will not be drilled for hinges, but cabinet will have standard drilling for shelves and guides.

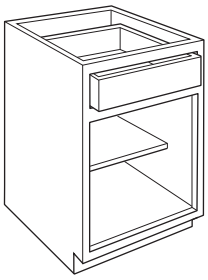

Cabinets less doors and drawers fronts - Base and Vanity



Cabinet less doors - Tall

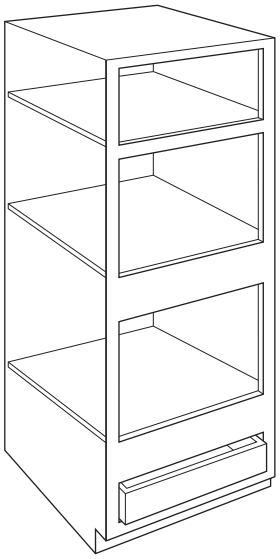

Cabinet less doors and drawer fronts - Tall

Combine Cabinets

20%	20%	N/A	N/A	N/A	per cabinet

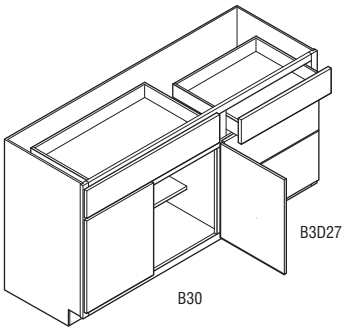

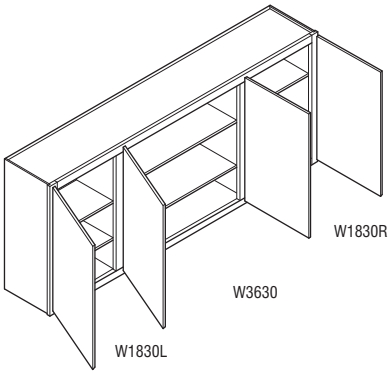

CCAB (Combine Cabinets)

Two or more standard cabinets can be combined vertically or horizontally and constructed as one unit, maintaining a consistent face frame dimension between cabinets.

- Dimension Restrictions:

Wall Cabinets	Maximum Overall Dimensions
Tall Combo	48″ W x 78″ H
Wide Combo	78″ W x 48″ H

Base Cabinets	Maximum Overall Dimensions
Base Combo	78″ W x 48″ H

Base Cabinets	Maximum Depth
Base Combo w/Drawers or Pull-outs	24″
Base Combo w/out Drawers or Pull-outs	30″

- **All requests are subject to approval and must be submitted on the Decorá by Design quote form, page Q•2. Specify COMBO on order form.**
- Combined cabinets must be the same height, depth and interior.
- Vertical stile widths and horizontal rail widths between the combined cabinets will be 3″.
- Interior partitions will be included only when required due to interior components, shelf span, etc.
- Cabinets not available as part of the Cabinet Combination Modification include Corner Cabinets, Wall or Base Cubbies, Box Column Pull-outs, Wall Angle and Base Angle Cabinets.
- Specify cabinets to be combined from left to right, include detailed drawing and list any modifications requested.
- Take the sum of the individual cabinets combined and add 20%, then continue to add modifications as needed.
- For requests outside these parameters, contact customer service for availability and pricing.

Custom Modifications

Wall	Base	Tall	Filler	Panel	
-15%	-15%	-15%	N/A	N/A	per cabinet

Cabinet Case Only

CCO (Cabinet Case Only)

With this modification, the doors (no hinge drilling on face frame), drawer fronts, hardware and interior components are removed.

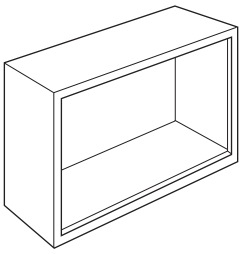

Cabinet case only - Wall

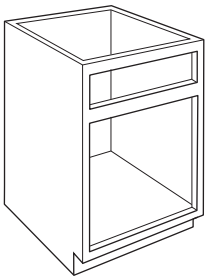

Cabinet case only - Base and Vanity



Cabinet case only - Tall

0	0	0	N/A	0	per cabinet

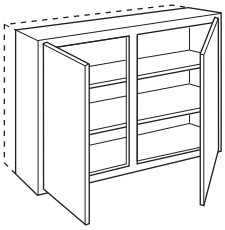

Change Depth

CD_ (Change Depth)

(Fill in the dimension required.)

Increased or Reduced Depths available in 1/4″ increments.

- Increasing or reducing depth on cabinets with a standard 15″ deep shelf will convert to a full depth shelf.
- Microwave and Oven cabinets specified with an increased depth will not increase the drawer depth.
- The minimum depth is 13″ for Non-Beaded Inset or Beaded Inset styles with a standard center stile or with Add Center Stile.

Exceptions

- The maximum depth for wall cabinets with the Peninsula modification is 24″.
- When Change Depth and Peninsula modification are used on B*FH, SB* or Wall Cabinets, the depth can only be reduced to 8″ deep with Inset.
- For cabinets without drawers or roll trays, not available on cabinets less than 6″ deep or greater than 30″ deep.
- For cabinets with drawers or roll trays, not available on cabinets less than 12″ deep or greater than 24″ deep.
- See chart on page R•1 for availability and minimum/maximum dimensions.
- For corner cabinets with CD availability, must specify CDL or CDR. See sections below.

N/A	15%	N/A	N/A	N/A	per cabinet

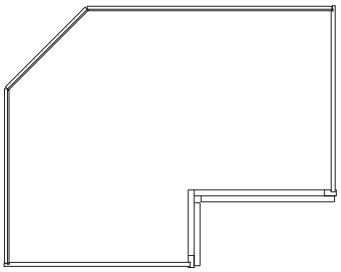

Top View

Base Leg Change

CDL_ (Change Depth, Left Leg),
CDR_ (Change Depth, Right Leg)

The legs of pie-cut base cabinets may be ordered in dimensions other than the standard 36″. This modification reduces the depth of the side specified, opposite back will be reduced by the same dimension. Available in 3″ increments from 33″ to 42″. For example, on BER36 CDL36 CDR39 has a 36″ left leg and a 39″ right leg.

- Base Easy Reach Cabinets with Rotating Deep Bin or Lazy Susan enhancements are limited to the 39″ and 42″ leg sizes only.
- Select door styles will utilize a flat center panel when a 33" leg is specified. See door style section for more detail.

Custom Modifications

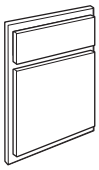

Cabinet Front Only

Wall	Base	Tall	Filler	Panel	
-25%	-25%	-25%	N/A	N/A	per cabinet

CFNTO (Cabinet Front Only)

The top and bottom edges of the frame are not available in finished quality. While the vertical edges are finished, the standard groove to accept the 1/2" end panel is on the back vertical edge of all Face Frames.

When Cabinet Front Only (CFNTO) is selected, the following modification upcharges will apply: Drawer Front, Add Center Stile, Split Drawers, Fluting, Cut-for-glass, Classic Mullion Doors, Prairie Mullion Doors, Doors, Finish Techniques, Glazes, Wide Stile, Glass, Finial Hinges

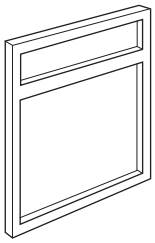

Cabinet Face Frame Only

-75%	-75%	-75%	N/A	N/A	per cabinet

CFRMO (Cabinet Face Frame Only)

Cabinet, doors, hinges, drawers, and drawer fronts are removed.

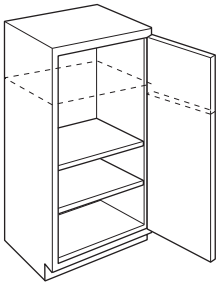

Change Height

0	0	0	0	0	per cabinet

CH_ (Change Height)

(Fill in the dimension required.)

Select cabinets can be ordered with Increased or Reduced Height.

- To achieve desired heights, select the existing cabinet and specify CH along with the new height.
- Increased or Reduced Height will increase or decrease the door opening height to achieve the overall desired cabinet height.
- For Wall Cabinets:
  - Change Height available in 1/4" increments on select wall cabinets.
- For Base Cabinets:
  - Change Height available in 1/4" increments on select base cabinets.
  - When Increased Height is applied, the B** door opening will be modified, the B3D** will have height adjustments equally applied to the bottom two drawer openings, the B4D** will have height adjustments to the bottom drawer, and the B2D** will have height adjustments added equally to both the drawer openings.
- For Tall and Oven Cabinets:
  - Change Heights available in 1/4" increments on select tall and oven cabinets.
  - Change Heights modification will change the height of the upper cabinet section. The bottom section will retain its original height.

Exceptions

- See chart on page R•1 for availability and minimum/maximum dimensions.

Custom Modifications

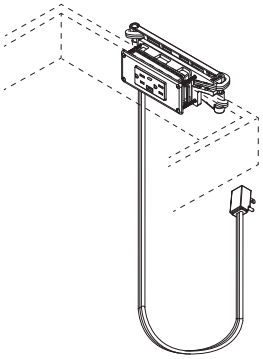

Charging Drawer

Wall	Base	Tall	Filler	Panel	
N/A	632	N/A	N/A	N/A	per drawer

CHGDRW (Charging Drawer),
CHGDRW.L (Charging Drawer Left), or
CHGDRW.R (Charging Drawer Right)

Installs PowerGlide™ Compact Drawer Outlet into the drawer box on select base cabinets with a top drawer.

- Includes two 120V electrical plug-ins with a total rated capacity of 15 amps, (1) USB-A and (1) USB-C charging ports.
- Cord has 3 foot of length hanging freely from back mounting bracket. The cord is 14 gauge wire and features a standard 3-prong plug and is required to be plugged into an approved GFCI outlet for all applications.
- Outlet is ETL approved-compliant for electrical and other safety standards to U.S. and Canadian safety including UL standards.
- Outlet face plate measures 5.22″ x 2.3″ and will extend 3/16″ into drawer box.

Exceptions

- Only availabile on top drawer(s) with 5″ openings.
- Available on 18″-36″ wide cabinets with full width drawers. Available on 36″-48″ wide cabinets with split drawers standard or SDRWS modification applied.
- For use in cabinet depths of 15″, 18″, 21″, and 24″. Only compatible with RD in 3″ increments.
- Not available on Non-Beaded Inset or Beaded Inset door styles.

CabMat™

CMAT1	N/A	275	N/A	N/A	N/A	per cabinet
CMAT2	N/A	550	N/A	N/A	N/A	per cabinet

CMAT1 (Sink Base and Vanity Sink Base cabinets) or
CMAT2 (Vanity Cabinets with Double Bowl)

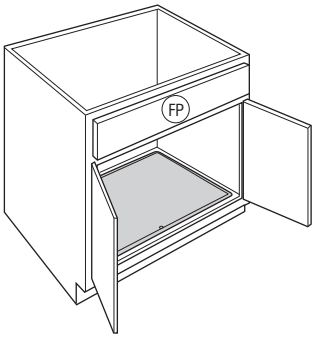

Sink Base and Vanity Sink Base cabinets (CMAT1)

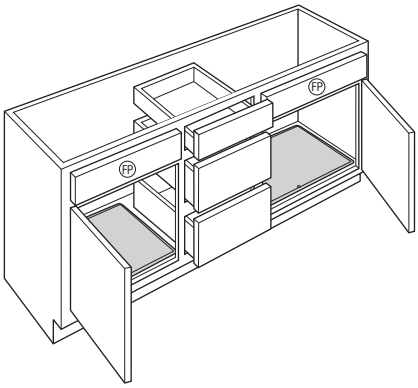

Vanity cabinets with double bowl (CMAT2)

This modification installs removable CabMat™.

- Size is determined by face frame opening width and cabinet depth.
- CabMat™ size does not change when the Change Depth modification is applied. Change Depth modification can only be used to increase the depth when used in conjunction with CabMat™ modification.
- Vanity cabinets with face frame openings of 24″ and 30″ will utilize CabMats sized for 21″ and 27″ openings.
- See page P•15 for CabMat™ product descriptions.

Exceptions

- CMAT1 is only available on 30″, 33″, and 36″ wide sink base cabinets, and vanity cabinets with 21″-33″ openings.
- CMAT2 is only available on vanity cabinets designed for double bowl applications.
- CabMat™ will not be available with Non-Beaded Inset or Beaded Inset door styles on 21″ depth vanity sink base cabinets. CabMat™ will be available with Non-Beaded Inset or Beaded Inset door styles on 24″ depth sink base cabinets, but will utilize vanity sink base CabMat™ dimensions. See pages P•15 for CabMat™ product dimensions.

Custom Modifications

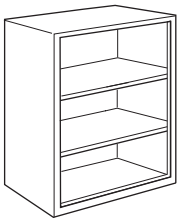

Wall	Base	Tall	Filler	Panel	
-15%	-15%	-15%	N/A	N/A	per cabinet

Cabinet No Door

CND (Cabinet No Door),
CND.T (Cabinet No Door Top),
CND.M (Cabinet No Door Middle),
CND.B (Cabinet No Door Bottom), or
CND.P (Cabinet No Door Peninsula)

Cabinets can be ordered without doors (no hinge drilling on face frame). The interior of the cabinet is Natural Maple Laminate unless a Matching Interior is specified.

- Complete drawer box and any interior components remain in cabinet.
- Hinges are not included.
- Openings larger than 36″ wide will have center stile.
- Discount is applied once per cabinet even when multiple locations selected.

Exceptions

- For WAGVL, HTHP_PO, UPP, and U_SOP cabinets, only available on top section.
- Not available on sections with pocket doors.

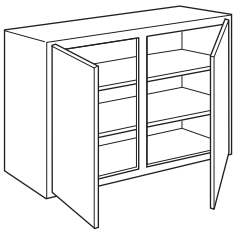

0	0	0	N/A	N/A	per cabinet

Add Center Stile

CS1 (Add Center Stile),
CS1.LL (Left-Hinged),
CS1.RR (Right-Hinged),
CS1.P (Peninsula),
CS1P.LL (Left-Hinged - Peninsula), or
CS1P.RR (Right-Hinged - Peninsula)

If a center face frame mullion is desired, specify Add Center Stile. If the unit includes a drawer, the drawer is one wide drawer unless Split Drawers is selected.

- When applying to an Inset door style, CS1 can only be used when depth is 13″ deep or greater.
- Not available on:
  - Valance Rail.

Exceptions

- Not available on cabinets that already have a center stile.
- Not available on single door cabinets.
- For Wall Blind cabinets, only available on 45″ and 48″ wide.

0	0	0	0	0	per cabinet

Change Width

CW_ (Change Width)

(Fill in the dimension required.)

Change Width changes the standard width in 1/4″ and 3″ increments. Modification is restricted to using the next size standard cabinet width.

- Not available with some modifications including: Add Center Stile and Split Drawers.
- Not available with Wide Stiles on 24″ wide peninsulas, B39RT, B42RT, or B45RT.
- B3D and B4D cabinets will not have a mullion.
- The following configurations will apply to cabinets with doors and/or drawers:
  9″ - 23 3/4″–1 door
  24 1/4″ - 38 3/4″ –2 door, 1 drawer
  39 1/4″ - 47 3/4″ –2 door, 2 drawer (will have a center stile between the doors and drawers)

Exceptions

- See chart on page R•1 for availability and minimum/maximum dimensions.

Custom Modifications

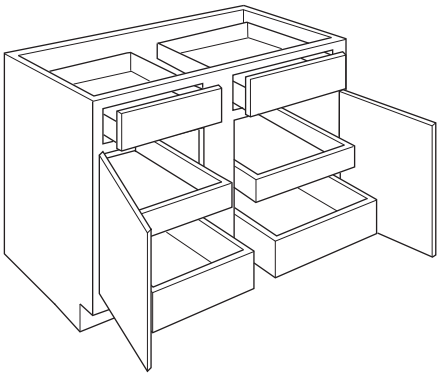

Deep Roll Tray

Wall	Base	Tall	Filler	Panel	
N/A	130	130	N/A	N/A	per roll tray

DRT (Deep Roll Tray)

- Upgrades bottom roll tray only on base cabinets and bottom 2 roll trays on utility cabinets to a deep roll tray.
- Largest single full width roll tray is available on a 39″ wide cabinet.
- Not available on:
  - Units with Functional Door on End.
  - Peninsula cabinets.

Exceptions

- Only available on standard roll tray cabinets.
- Only available on cabinets 12″-24″ deep in 3″ increments.
- Only available on cabinets 12″-48″ wide in 1/4″ increments.

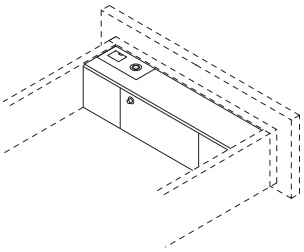

Drawer, Secured

	N/A	540	N/A	N/A	N/A	per cabinet
DRWSCB	N/A	1075	N/A	N/A	N/A	per cabinet

DRWSC (Drawer, Secured),
DRWSCL (Drawer, Secured Left),
DRWSCR (Drawer, Secured Right), or
DRWSCB (Drawer, Secured Both)

Select base cabinets can be ordered with the standard top drawer (5″ high frame opening) replaced with the Secured Drawer.

- Full extension, concealed soft-close slides..
- 110 lb rated.
- Special sizes not available.
- Modifies the standard drawer box with an installed self-locking mechanism featuring proven advanced sensor biometric technology.
- When activated, drawer opens 2 3/16″ to access fingerprint reader, which stores up to 100 unique fingerprints.
- Homeowner must reset memory after cabinet installation.
- Secured housing protrudes 2 3/4″ into the depth of the drawer box interior.
- Features one 9V battery compartment (battery not included).
- Self-locking when in closed position.
- Manual key lock on bottom of drawer for backup method of entry.
- Installer must remove the drawer front to drill and countersink the back of the drawer front for field installation of knobs and pulls.

Exceptions

- Only available on top drawer(s).
- Only available on 18″, 21″, and 24″ wide cabinets and 36″, 42″, and 48″ wide cabinets with split drawers standard.
- Only available on 24″ deep cabinets.
- Not available on Non-Beaded Inset or Beaded Inset door styles.

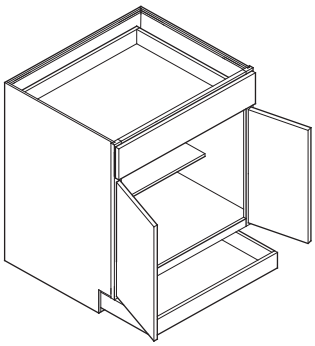

Drawer Toekick

N/A	655	655	N/A	N/A	per cabinet

DRWTK (Drawer Toekick)

Cabinets with toekicks are available with a drawer toekick.

- Drawer toekick is push to open.
- Front is unfinished, allow enough toe skin to cover front.
- Soft-close is standard.
- Not available on:
  - Units with Change Depths, Modified Bottom Rails, Modified Toekick, and Inset Panel End.

Exceptions

- Not available on cabinets less than 15″ wide or greater than 36″ wide.
- Only available on 21″ deep and 24″ deep cabinets.
- For 96″ and higher cabinets, when toekick is shipped loose, only available in conjunction with ATTTK.
- For WPT and Prepped for Foot cabinets, only available in conjunction with ADDTK.

Custom Modifications

Edgeband Panels

Wall	Base	Tall	Filler	Panel	
N/A	N/A	N/A	0	0	per part

EB.ALL (Edgeband All Edges),
EB.S (Edgeband One Edge with the Grain),
EB.LR (Edgeband Two Edges with the Grain),
EB.E (Edgeband One Edge Against the Grain),
EB.TB (Edgeband Two Edges Against the Grain),
EB.ES (Edgeband One Edge with the Grain, Band One Edge Against the Grain),
EB.STB (Edgeband One Edge with the Grain, Band Two Edges Against the Grain), or
EB.ELR (Edgeband Two Edges with the Grain, Band One Edge Against the Grain)

- Available on:
  - PNLC.75-LMN, PNLC.75-SEWD, PNLC.5-WD, and PNLC.75-DDE

Edgeband Shelves

N/A	N/A	N/A	N/A	0	per part

EB.F (Edgeband Front),
EB.FL (Edgeband Front & Left),
EB.FR (Edgeband Front & Right),
EB.FLR (Edgeband Front, Left & Right),
EB.FBK (Edgeband Front & Back)

- Available on:
  - S-.75SWD and S-.75SLMN

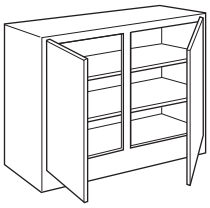

Extended Down

150	N/A	N/A	25%	25%	per cabinet

EXD_ (Extended Down) (Fill in the added dimension required)

The standard 1 1/2″ bottom rail on wall cabinets can be increased in 1/4″ increments up to an additional 3 1/2″.

- Ends and back are extended down with the frame. If desired, field modification is possible.
- The overall height of the cabinet increases by the amount specified.
- When Prep for Finished Bottom is selected, additional blocking in field may be required.
- When Extended Down modifications is specified with Recessed or Raised Panel Ends, the cross rails on the End Panel will not increase to match the extension.

Exceptions

- Not available on panels with 1 1/2″ fillers attached.

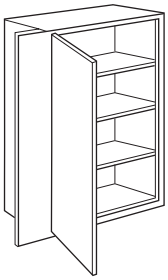

Top View

Extended Stile

45	65	95	N/A	N/A	per stile

EXL_ (Extended Left Stile),
EXR_ (Extended Right Stile),
EXR_.P (Extended Right Stile Peninsula Side), or
EXL_.P (Extended Left Stile Peninsula Side) and fill in the added dimension required

To eliminate the need for fillers, cabinets can be ordered with Extended Stiles. Two options are available when ordering Extended Stiles: 1/8″ only or 1/4″ increments up to an additional 3″.

- When the cabinet has doors, Flute available on 3″ Extended Stiles only.
- Not available on:
  - The angled end of any angled frame cabinet.

Exceptions

- When ordered with Peninsula (P) modification, both face frames on specified side will be modified.
- Not available on cabinets when both width and height are greater than 48″ after the extended stiles are applied.
- For 102″ or 108″ cabinets, not available on the 33″ or greater widths.

Custom Modifications

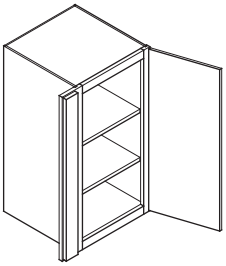

Extended Stile with Overlay

Wall	Base	Tall	Filler	Panel	
55	90	125	N/A	125	per stile

EXOL (Extended Left Stile with Overlay),
EXOR (Extended Right Stile with Overlay),
EXOLP (Extended Left Stile with Overlay - Peninsula Side), or
EXORP (Extended Right Stile with Overlay - Peninsula Side)

Cabinets can be ordered with Extended Stiles of 3" that include a 2 9/16" profiled overlay. The overlay is sent loose for field trimming.

- Overlays cannot be fluted.
- When ordered with #18 profile, #7 profile will be used.

Exceptions

- Not available on cabinets when both width and height are greater than 48" after the extended stiles are applied.
- For 102" or 108" cabinets, not available on the 33" or greater widths.
- Not available on Non-Beaded Inset or Beaded Inset door styles.

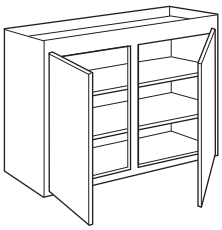

Extended Up

55	55	55	55	55	per cabinet

EXU_ (Extended Up) (Fill in the added height dimension required)

Most cabinets can have the standard 1 1/2" top rail increased in 1/4" increments up to an additional 3 1/2". Cabinet height increases by the dimension given.

- Ends and backs are extended up with frame. If desired, field modification is possible.
- When Extended Up modification is specified with Recessed or Raised Panel Ends modification, the cross rails on the End Panel will not increase to match the extension.
- Decorative Doors on End are recommended, door size will not increase when Extended Up modification is specified.

Exceptions

- Not available on 96" high cabinets with Flush Toekick.
- Not available on 120" fillers or panels.

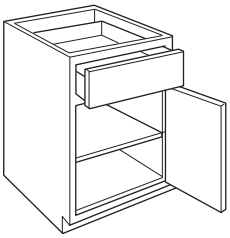

Full Depth Shelf

N/A	45	N/A	N/A	N/A	per cabinet

FD (Full Depth Shelf)

Replaces the standard half depth shelf in base cabinets with an adjustable full depth shelf.

- Standard on Base Peninsula, Base Peninsula Full Height, and Vanity Base Full Height units.

Custom Modifications

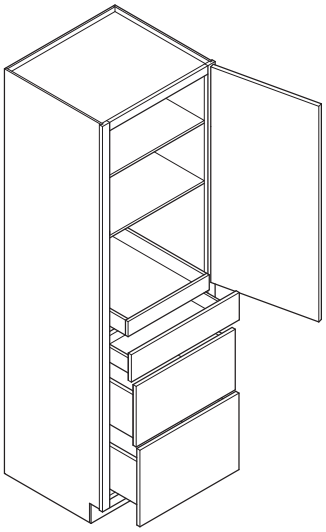

FDSRT1

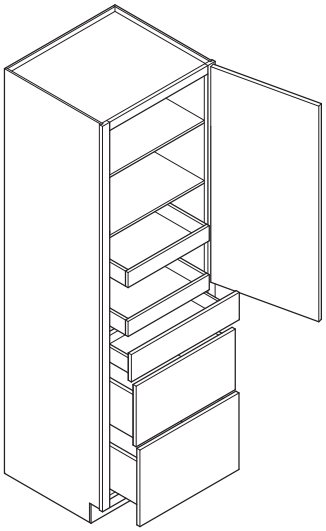

FDSRT2

Full Depth Shelves with Roll Tray

	Wall	Base	Tall	Filler	Panel	
12″ to 24″	N/A	N/A	240	N/A	N/A	per roll tray
27″ to 36″	N/A	N/A	295	N/A	N/A	per roll tray

FDSRT1 (Full Depth Shelf with 1 Roll Tray) or FDSRT2 (Full Depth Shelf with 2 Roll Trays).

Roll Tray is installed in the bottom of the top section of the cabinet on the U3D and U4D cabinets.

- No changes to the standard shelving on these cabinets when this modification is applied.

Exceptions

- Only available on U3D and U4D cabinets.
- Only available on cabinets 12″-24″ deep in 3″ increments.
- Only available on cabinets 12″-36″ wide in 1/4″ increments.

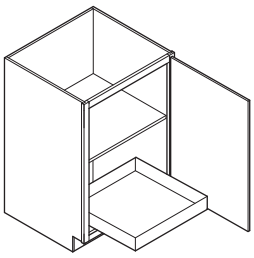

Full Depth Shelf with Roll Tray, Bottom

12″ to 39″	N/A	295	N/A	N/A	N/A	per cabinet
39 1/4″ to 48″	N/A	595	N/A	N/A	N/A	per cabinet

FDSRTBTM (Full Depth Shelf with Roll Tray, Bottom)

Replaces a standard depth shelf with a full depth shelf and installed roll tray on the bottom of a base cabinet.

- Largest single full width roll tray is available on a 39″ width cabinet. 39 1/4″ or wider cabinet width will include split doors and a roll tray on both the left and right side of the cabinet.
- Not available on:
  - Units with Functional Door on End or Peninsula Cabinets.

Exceptions

- Only available on cabinets 12″-24″ deep in 3″ increments.
- Only available on cabinets 12″-48″ wide in 1/4″ increments.

Custom Modifications



Finished Front, Left and Right Shown

Finish Edges

	Wall	Base	Tall	Filler	Panel	
	N/A	N/A	N/A	0	0	per part
FE.ALL	N/A	N/A	N/A	10%	10%	per part

FE.FRT (Finish Front),
FE.FRT.L (Finish Front and Left),
FE.FRT.R (Finish Front and Right),
FE.FRT.LR (Finish Front, Left and Right),
FE.FRT.BK (Finish Front and Back), or
FE.ALL (Finish Edges, All)

The finished edge selected on the order will be applied to the specified sides.

- Finish Edges, All (FE.ALL) is available on mouldings, but the two ends are not finished.
- Available on:
  - PNLC.75-SW and S-.75SSW material. See page N•15.



Flush Finished Void

130	130	N/A	N/A	N/A	per cabinet

FFV (Flush Finished Void)

The blind section of a wall blind or base blind cabinet can be filled in to appear as a solid section.

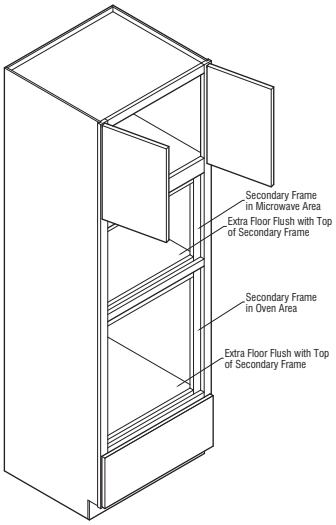

Appliance Flush Installation with Floor

1 Cut-out	20%	20%	20%	N/A	N/A	per cabinet
2 Cut-outs	N/A	35%	35%	N/A	N/A	per cabinet
3 Cut-outs	N/A	N/A	40%	N/A	N/A	per cabinet

FI1 (Appliance Flush Installation with Floor, One Appliance Opening),
FI2 (Appliance Flush Installation with Floor, Two Appliance Openings), or
FI3 (Appliance Flush Installation with Floor, Three Appliance Openings)

When flush appliance installation is desired, this modification adds a secondary finished face frame, two finished spacer blocks, and a fixed floor per appliance section. These components will be applied to the inside of the cut-out section prior to the installation of the back panel during assembly.

- **All requests are subject to approval and must be submitted on the Decorá by Design quote form, page Q•2. Specify FI1, FI2, or FI3 on order form.**
- Microwave cabinets must be 18" deep or greater without shelf to use this modification.
- FI3 will be used with OCSMW cabinet when adding warming drawer in the bottom section.

Custom Modifications

Wall	Base	Tall	Filler	Panel	
N/A	N/A	N/A	45	45	per part

Fluting on Fillers



Wall/Base



Base with Flush Toekick

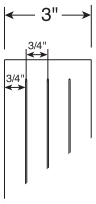

3″ detail

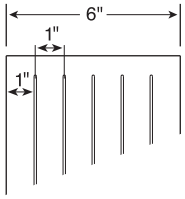

6″ detail

FLUTE (Fluting on Filler) or
CFLUTE (6″ Filler Fluted 3″ on Center)

Fluting detail is added to 3″ and 6″ fillers.

- Base and Tall End panels with 3″ or 6″ frame rail return are available with Fluting.
- Special spacing between flutes not available.
- Extended Up and Flush Toekick modifications do not extend the flute dimensions.

45	45	45	N/A	N/A	per part

Fluting



Wall/Base



Base with Flush Toekick

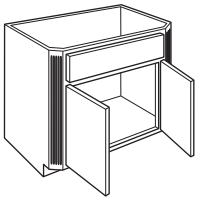

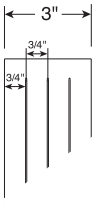

3″ detail

FLUTE.L (Flute Left),
FLUTE.R (Flute Right),
FLUTE.LR (Flute Both),
FLUTE.LP (Flute Left - Peninsula),
FLUTE.RP (Flute Right - Peninsula), or
FLUTE.LRP (Flute Both - Peninsula)

Fluting detail is added. 3″ Extended Stiles, and Wide Stiles may have Fluting added.

- Any modification that extends the stiles (Extended Down, Flush Toekick, Open Bottom Rail Base, Valance Rail, and Extended Up modifications) does not extend the Flute dimensions.
- Special spacing between flutes not available.

Exceptions

- Only available on cabinets when WS or EX mod is specified.
- Not available on 1.5″ wide End Panels with Fillers Attached.

Custom Modifications

Wall	Base	Tall	Filler	Panel	
N/A	0	N/A	N/A	N/A	per cabinet

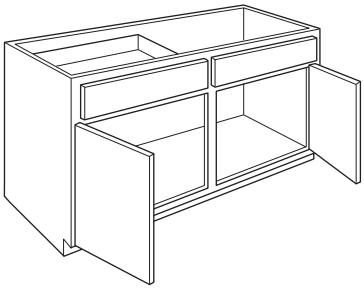

False Panel

FP,
FP.L (Left Side),
FP.R (Right Side), or
FP.ALL (Both Sides)

Base and vanity cabinets with a working drawer can be ordered with cabinet false panels in place of the working drawers.

Exceptions

- Only available on top drawer(s).
- Not available on drawers with internal accessories.

130	130	130	130	130	per cabinet

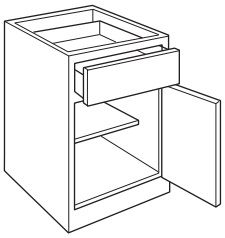

FTK

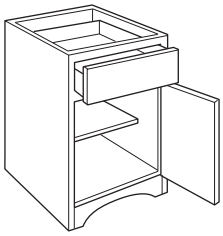

FTKV.A

Flush Toekick

FTK (Flush Toekick),
FTK.P (Flush Toekick - Peninsula),
FKTV._ (Flush Toekick - Specify Valance Style - A, D, E, F, H, J, or K),
FTKV.P_ (Flush Toekick - Peninsula - Specify Valance Style - A, D, E, F, H, J, or K)

The recessed toe space can be eliminated by extending the face frame down with the end panels.

- When Flush Toekick is selected for wall cabinets, it increases the overall height of the wall cabinet by 4 1/2". It is not necessary to pick both Add Toekick and Flush Toekick to get this look on walls. All doors feature a square door style to match other base cabinets on order.
- To see images of the styles, see pages O•18-O•20.

Exceptions

- Only available with Valance, Style S modification on cabinets less than 15" wide.
- Only available with Valance, Style S modification on Easy Reach cabinets.
- Only available with Valance, Style S modification on Base Inside Angle Corner cabinets.

Custom Modifications

Wall	Base	Tall	Filler	Panel	
15%	15%	15%	N/A	N/A	per cabinet

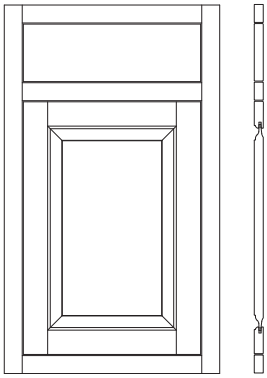

Non-Beaded Inset



Beaded Inset

Inset Overlay Doors

NBO (Inset Non-Beaded Overlay) or
IBO (Inset Beaded Overlay)

The door style selected will follow the Non-Beaded and Beaded Inset style requirements.

- All standard 12″ deep Wall cabinets will be converted to 13″ deep at no upcharge. This additional depth makes up for the interior space lost by placing the door inside the face frame opening.
- Standard concealed hinges or optional finial hinges (FH_) are available
  - Concealed Integrated Soft-close Self Closing, 6-way adjustable hinges.
  - Finial non-soft close 4-way adjustable hinges with a 180° opening. Available with Profiles 1 and 12. See modification section for additional details.
- Inset cabinetry is not as tolerant or forgiving as standard overlay cabinetry. Doors and drawer fronts are made to fit inside the frame with tight tolerances and are much more vulnerable to dimensional changes and racking. If the cabinet is not installed properly, racking and/or binding may occur causing the unit to be nonfunctional.
- Expansion and contraction primarily occur when environmental conditions are not controlled at an acceptable level. Inset cabinets should never be stored or installed in an environment where temperature and humidity reach extreme levels. Humidity levels should be kept between 30% to 55% for optimal results. Customers living in areas where these extremes cannot be controlled should avoid inset cabinets.
  - Too much humidity will cause the wood to expand, potentially leading to binding and nonfunctional doors/ drawers.
  - Too little humidity will cause the wood to contract, which could lead to larger gaps around the perimeter.
  - Doors / drawers that have been impacted by exposure to extreme environmental changes will usually return to their normal size over time once acceptable environmental levels have been implemented.
- Inset doors and drawers are manufactured with an approximate reveal of 3/32″ on all sides. Changes in temperature and humidity may cause this gap to fluctuate over time.
- To ensure aesthetic balance throughout the kitchen, it is recommended to utilize cabinets 15″ wide or wider. Cabinets less than 12″ wide (9″ opening) will use slab doors.
- Using one large cabinet versus multiple smaller cabinets will reduce the amount of visible face frame rails and seams. For example, use a W4530 instead of three W1530 cabinets.
- When IBO is specified, Valance, Style S is the only valance available. If any other valance styles are desired, order as a loose accessory (will not feature beaded detail).
- When IBO is specified on cabinets with cut-outs, order to the appropriate width using Change Width (CW) instead of using piece-in or cut-out applications.
- Appliance Cut-Out with Floor (AF) has special requirements, contact customer service for more details.
- Not available on Inset:
  - Decorative Door on End (DDEL, DDER), Drawer Front Flat 5-Piece, Slab Top (DFF5PCST), Drawer Front Raised 5-Piece, Slab Top (DFR5PCST), Extended Stile w/Overlay (EXOL, EXOR), Functional Door on End (FD_ _ _), Recess or Raised Panel Ends (RPEL, RPER), and Modified Full Overlay (MFO).
  - Not available with Profile 18.
  - Not compatible with Fillers with Overlay, Appliance Panel, Valance - Style S Overlay, Food Storage Container Organizer Pull-out Kit, Base Pots and Pans Storage, Drawer Box Power Outlet, Tray Divider Roll-out, Shelf Pull-down-Chrome, CabMat™, Hamper Kit - White, Spice Rack - Chrome, Vanity Roll-out Rack - Chrome, Angled Heat Shield, Straight Heat Shield, Lid Stay, Lidstay- Heavy Duty, and Touch Latch.

Exceptions

- See Door Style section for availability.
- Not available on 6″ wide cabinets.
- Wall and Base transition cabinets only available in LR and RL versions.
- Not available on BER33_ _ cabinets.
- IBO is not available on SBTA SKU on 42"-48" wide.
- NOO must be selected on Wall Box Column Pull-out SKUs.

Custom Modifications

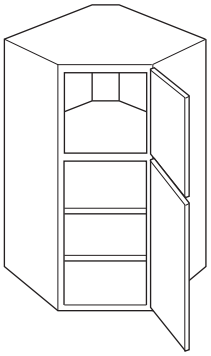

Inverted Face

Wall	Base	Tall	Filler	Panel	
185	N/A	N/A	N/A	N/A	per cabinet

INVF (Inverted Face)

Cabinets can be ordered with the face frame openings inverted. Inverted Face applies only to an actual exchanging of opening locations, not a re-sizing of any opening.

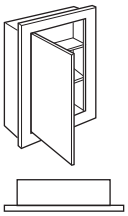

Top View

Inverted Stile

15%	N/A	N/A	N/A	N/A	per cabinet

INVS (Inverted Stile)

The standard vanity wall cabinet construction will change to match the construction of the Recessed Vanity Wall cabinets.

Exceptions

- Only available on Vanity Wall (VW) cabinets.



Loose Doors and/or Drawer Fronts

0	0	0	N/A	N/A	per door/ drawer front

LSDR (Loose Doors - All),
LSDF (Loose Drawer Fronts - All), or
LSDRDF (Loose Doors and Drawer Fronts -All)

Cabinets can be ordered with Doors or Drawer Fronts Shipped Loose. Doors or Drawer Fronts are packaged separately; hinges are attached to the door. When these mods are applied to a cabinet, all doors and/or drawer fronts on the cabinet are shipped loose.

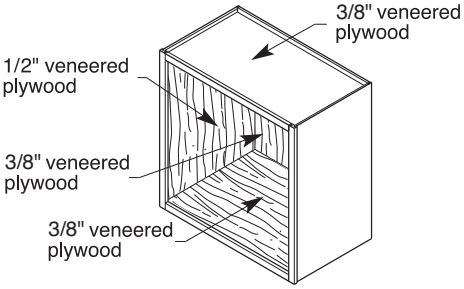

Matching Interior

250	250	370	N/A	N/A	per cabinet

MI (Matching Interior)

The cabinet interior is stained to match the exterior of the cabinet. The cabinet shelf, top and bottom exteriors are also stained to match.

- On all cabinets with a white painted finish, Matching Interior (MI) must be used if white interior finish is desired.
- Cabinets ordered with matching interiors feature 3/4″ wood veneered shelves.

Exceptions

- Pull-out modifications such as drawer boxes, roll trays, swing-outs, etc., remain in the Natural wood color.
- Not available on 120" heights.

Custom Modifications



No Hinge Route

Wall	Base	Tall	Filler	Panel	
0	0	0	N/A	N/A	per door

NHR (No Hinge Route)

- Available on:
  - DOORONLY.

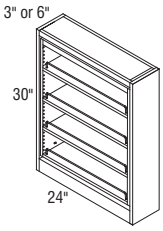

No Overlay

0	0	N/A	N/A	N/A	per cabinet

NOO (No Overlay)

- Available on:
  - 3″ or 6″ Wall and Base Box Column Pull-out Cabinets

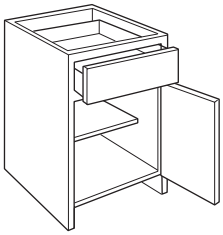

Open Bottom Rail Base

0	0	0	N/A	N/A	per cabinet

OBRB (Open Bottom Rail Base) or
OBRB.P (Open Bottom Rail Base - Peninsula)

The sub-toekick on base and tall cabinets is eliminated and the stiles are extended down 4 1/2″, which is the standard toekick height.

- When Open Bottom Rail Base is selected for wall cabinets, it increases the overall height of the wall cabinet by 4 1/2″.
- Available in place of Flush Toekick on office units with the open area remaining 3 1/2″.

Overlay Only

N/A	N/A	N/A	-50%	-50%	per part

OONLY (Overlay Only)

- Available on:
  - Overlay Fillers only.
- Specify edge profile #1, #2, #4, #7, #10, #12, #17, or #18.

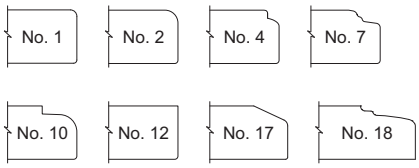

Custom Modifications

Wall	Base	Tall	Filler	Panel	
80%	80%	N/A	N/A	N/A	per cabinet

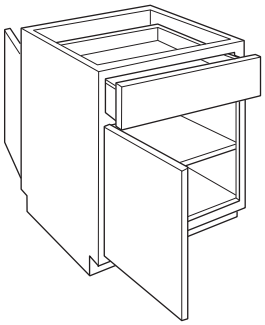

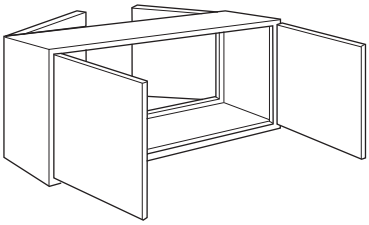

Peninsula

Most wall and base cabinets that are not shown as standard Peninsula cabinets may be modified to be Peninsula.

- Any adjustable shelves are upgraded to full depth.
- Front and peninsula door will be hinged on the same side. For example, a W1230L will feature a Left hinge on the front side and Right hinge on the peninsula side.
- Peninsula frame must match front frame for location of any fixed floors, drawers, or pull-outs.
- Peninsula back includes false drawer front and functional doors where applicable.
- Peninsula cabinets are not designed to be used as stand alone island cabinets.

Exceptions

- Any cabinet with a toekick must be at least 15″ deep (either standard with a toekick or when ADDTK is specified).
- Peninsula units over 36″ wide are not available in heights over 48″.
- 48″ wide wall Peninsula units are not available in heights over 36″.
- Specify location of additional modifications for front or peninsula side.
- Exceptions may apply when using CW with Wide stiles. Please reference these sections in Section F for more details.
- When ordered with Extended Stiles, both face frames on specified side will be modified. This does not apply to Extended Stile with Overlay modification.

125	N/A	N/A	N/A	N/A	per cabinet

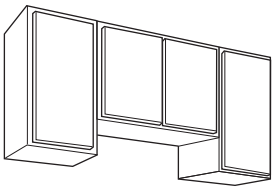

Prep for Finished Bottom with Panel

PFBP (Prep for Finished Bottom with Panel)

Wall cabinets can be ordered with this modification, which provides an attractive uniform appearance for the bottom of a run of wall cabinets. Cabinets are prepared with pre-installed spacer blocks.

- The installer must attach the provided 1/4″ panel to the run of cabinets after installation.
- Additional blocking in field may be required when ordered with EXD.
- Customer Service will add the panel(s) required for all depths of cabinets utilizing this mod on the order.
- Panel for Wall Diagonal 24″ D (PNLFBWD24), Dimensions: 24″ W x 24″ D
- Panel for Wall Diagonal 27″ D (PNLFBWD27), Dimensions: 27″ W x 27″ D
- Panel for Single Wall 24″ D (PNLFBW24), Dimensions: 48″ W x 23 1/4″ D
- Panel for Straight Cabinet Runs (PNLFBW), Dimensions: 96″ W x (Cabinet Depth minus 3/4″) D

Custom Modifications



Profiled and Finished Front, Left and Right Shown

Profiled Edge

Wall	Base	Tall	Filler	Panel	
N/A	N/A	N/A	0	0	per part

PRE.F (Profiled and Finished Front),
PRE.FL (Profiled and Finished Front and Left),
PRE.FR (Profiled and Finished Front and Right),
PRE.FBK (Profiled and Finished Front and Back),
PRE.FLR (Profiled and Finished Front, Left and Right),
PRE.FLBK (Profiled and Finished Front, Left and Back),
PRE.FRBK (Profiled and Finished Front, Right and Back),
PRE.LR (Profiled and Finished Left and Right), or
PRE.ALL (Profiled and Finished All Edges)

Finish will match the finish selected on the order. This will be applied to the specified sides.

- Material must follow specifications below to be available with this modification:
  - Minimum length: 3", maximum length: 96".
  - Minimum width: 1 1/2", maximum width: 23 3/4".
  - Specify edge profile (#1, #4, #7, #10, #17, #18). If no profile is selected #1 is the standard.
- Available on:
  - PNLC.75-SW, VAL.S**, S-.75SSW

Exceptions

- Unless #12 profile is specified, models that are 6" wide and over 6 1/4" high will be reduced 3/32" on each profiled edge.

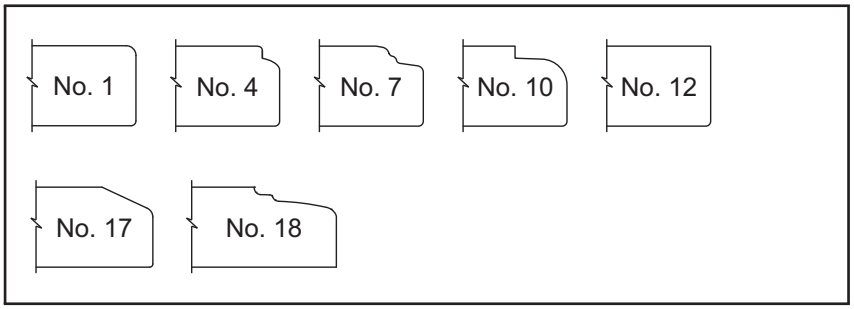

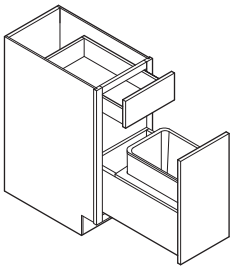

Push to Open Wastebasket

	N/A	475	N/A	N/A	N/A	per cabinet

PTOWB (Push to Open Wastebasket)

- Changes the guide mechanism on wastebasket pull-outs to a mechanical push-to-open guide with soft-close.
- Does not change other drawer guides on the cabinet.

Exceptions

- Not available on 24" wide cabinets.
- Only available on 24" deep cabinets.

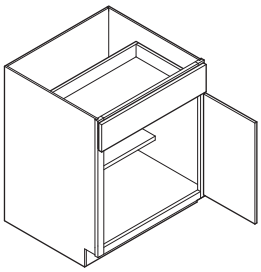

Reduced Depth Drawers

RDD6	N/A	282	N/A	N/A	N/A	per cabinet
RDTD6	N/A	141	N/A	N/A	N/A	per cabinet

RDD6 (Reduced Depth Drawers)
RDTD6 (Reduced Depth Top Drawer)

Cabinets with drawers can be ordered with the drawer box depth reduced by 6".

- RDD6 available on standard base and drawer stacks and reduces all drawers.
- RDTD6 available on drawer stacks and reduces top drawer only.

Exceptions

- Only available on base cabinets 9-39" wide in 1/4" increments.
- RDD6 not available in conjunction with CH on drawer stack cabinets.
- Not available with split drawers.

Custom Modifications

Wall	Base	Tall	Filler	Panel	
N/A	N/A	N/A	45	45	per part

Rosette Fluting on Fillers



Wall/Base

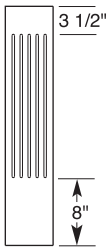

Base with Flush Toekick

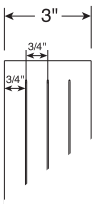

3″ detail

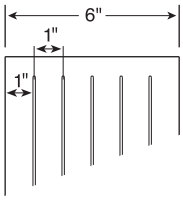

6″ detail

RFLUTE (Rosette Flute on Filler)
CRFLUTE (6″ Filler Rosette Fluted 3″ on Center)

When Rosettes are selected to be used with Fluting, Rosette Fluting (RFLUTE) must be specified. This modification reduces Fluting length 1″ on the top and bottom to provide enough space to attach the Rosettes .

- Base and Tall End panels with 3″ or 6″ frame rail return are available with Fluting. Specify Left or Right.
- Special spacing between flute is not available.
- Available in 3″ or 6″.
- Extended Down, Extended Up, and Flush Toekick do not extend the flute dimensions.

Exceptions

- Not available on 1.5″ wide End Panels with Fillers Attached.

45	45	45	N/A	N/A	per part

Rosette Fluting



Wall/Base

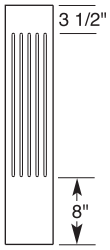

Base with Flush Toekick

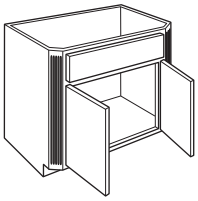

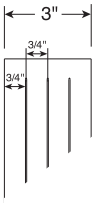

3″ detail

RFLUTE.L (Rosette Flute Left),
RFLUTE.R (Rosette Flute Right),
RFLUTE.LR (Rosette Flute Both),
RFLUTE.LP (Rosette Flute Left - Peninsula),
RFLUTE.RP (Rosette Flute Right - Peninsula), or
RFLUTE.LRP (Rosette Flute Both - Peninsula)

When Rosettes are selected to be used with Fluting, Rosette Fluting (RFLUTE) must be specified. This modification reduces Fluting length 1″ on the top and bottom to provide enough space to attach the Rosettes.

- Any modification that extends the stiles (Extended Down, Flush Toekick, Open Bottom Rail Base, Valance Rail, and Extended Up modifications) does not extend the Flute dimensions.
- Special spacing between flutes not available.

Custom Modifications

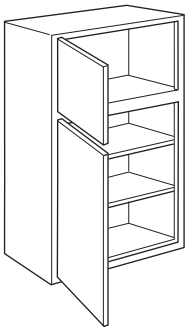

Relocate Middle Rail

Wall	Base	Tall	Filler	Panel	
0	N/A	N/A	N/A	N/A	per cabinet

RMR.T_ (Relocate Middle Rail Top) or
RMR.B_ (Relocate Middle Rail Bottom)

Relocate Middle Rail can be ordered with different top and bottom "cabinet" heights as long as the total height of the cabinet remains constant. For example, a WST2748 has a top cabinet height of 18" and a bottom cabinet height of 30", stacked as one cabinet. This modification will allow flexibility by specifying RMR.T 12" and RMR.B 36" where the total height still adds up to 48".

When used with the increased/reduced height modification, the specified increase/reduction in height will be applied to the bottom cabinet, in addition to, or as a reduction of, the height specified by the RMR.B modification. The top cabinet height will remain as specified by the RMR.T modification.

The minimum height of the top/bottom cabinet is 12".

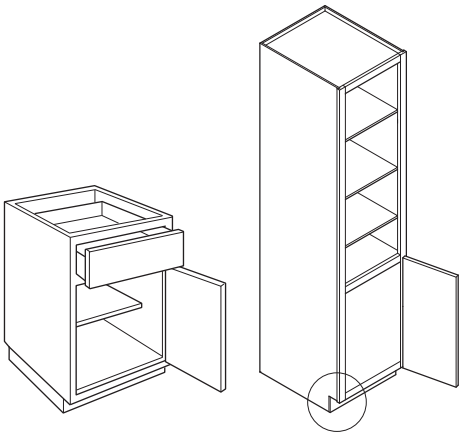

RTKF

Recessed Toekick

130	130	130	N/A	N/A	per side

RTKL (Recessed Left End),
RTKR (Recessed Right End),
RTKBK (Recessed Back),
RTKLR (Recessed Left and Right Ends),
RTKLBK (Recessed Left and Back Ends),
RTKRBK (Recessed Right and Back Ends),
RTKLRB (Recessed Left, Right and Back Ends), or
RTKF (Recessed Toekick Front)

Cabinets with a toekick are available with recessed toekick on ends and/or back.

- Recessed Toekick standard when Functional Door on End is ordered.
- Wall cabinets and cabinets without toekick will need to be used in conjunction with ADDTK.
- Not available when:
  - Units with Flush Toekick, Open Bottom Rail Base or Toekick Drawer is specified.

With RTKF, the toekick area is recessed in the front only.

Exceptions

- For 6" wide cabinets, can only be recessed in the back.
- For Wall and Base Transition available on 12" deep side only.
- Wall cabinets will need to be used in conjunction with ADDTK.

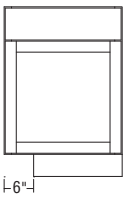

RTK6L

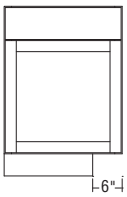

RTK6R

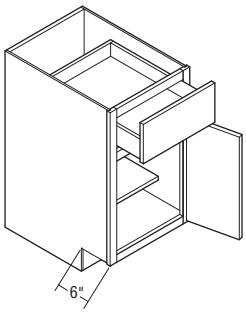

RTK6F

Recessed Toekick, 6"

N/A	130	N/A	N/A	N/A	per side

RTK6L (Recessed Toekick Left, 6"),
RTK6R (Recessed Toekick Right, 6"),
RTK6LR (Recessed Toekick Left and Right, 6")
RTK6BK (Recessed Toekick Back, 6"),
RTK6LBK (Recessed Toekick Left and Back, 6"),
RTK6RBK (Recessed Toekick Right and Back, 6"),
RTK6LRB (Recessed Toekick Left, Right and Back, 6"),
RTK6F (Recessed Toekick Front, 6"),
RTK6FBK (Recessed Toekick Front and Back, 6"),
RTK6FL (Recessed Toekick Front and Left, 6"),
RTK6FR (Recessed Toekick Front and Right, 6"),
RTK6FLR (Recessed Toekick Front, Left and Right, 6"),
RTK6FLB (Recessed Toekick Front, Left and Back, 6"),
RTK6FRB (Recessed Toekick Front, Right and Back, 6"), or
RTK6ALL (Recessed Toekick All, 6")

Cabinets with a toekick are available with 6" recessed toekick on ends, back, and/or front.

- Suggested use with Decorative Feet.

Exceptions

- For 6", 9", and 12" wide cabinets, can only be recessed 6" in the front and/or back.
- For 15" and 18" wide cabinets, can only be recessed 6" in the front, back, and/or one side only.
- For 102" and 108" high cabinets, can only be recessed 6" in the front.

Custom Modifications

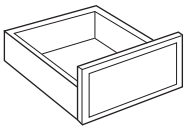

Scooped Drawer

Wall	Base	Tall	Filler	Panel	
N/A	55	N/A	N/A	N/A	per drawer

SCPDRW,
SCPDRW.L (Scooped Drawer Left), or
SCPDRW.R (Scooped Drawer Right)

Cabinets with drawers can be ordered with the top drawer box height reduced to 2″ to allow for clearance of cooktops from 2 1/2″ to 3 7/8″, etc.

- When SCPDRW is selected on B2D18-B2D48, top drawer will utilize a 6 3/8″ high drawer box, creating a clearance of 6 5/8″ for the cooktop.

Exceptions

- Only available on top drawer(s).
- Not available on drawers with internal accessories.

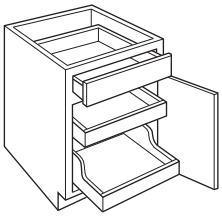

Scooped Roll Tray

N/A	5%	5%	N/A	N/A	per cabinet

SRT (Scooped Roll Tray)

All roll trays in the cabinet are upgraded to scooped roll trays.

- Largest single full width roll tray is available on a 39″ wide cabinet.
- Not available on:
  - Units with Functional Door on End.

Exceptions

- Only available on standard roll tray cabinets.
- Only available on 21″ or 24″ deep cabinets.
- Only available on cabinets 12″-48″ wide in 1/4″ increments.

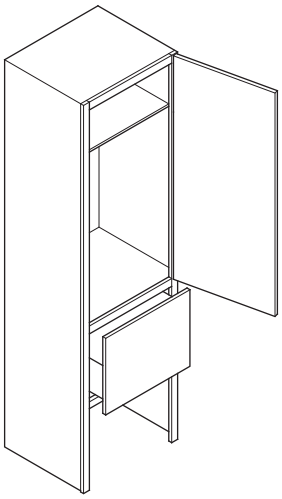

Storage Open Rail Base

N/A	90	90	N/A	N/A	per cabinet

STORB (Storage Open Rail Base)

The 4 1/2″ sub-toekick on base and tall cabinets is eliminated and the face frame stiles, end panels, and back are extended down the amount specified.

- Available in 1/4″ increments from 4 3/4″ to 18″.
  Example: When selecting an FEET1D1878 with the STORB modification of 18″, the overall cabinet height will be 91.5″. (i.e. 78-4.5+18=91.5)

Custom Modifications

Wall	Base	Tall	Filler	Panel	
N/A	N/A	0	N/A	N/A	per cabinet

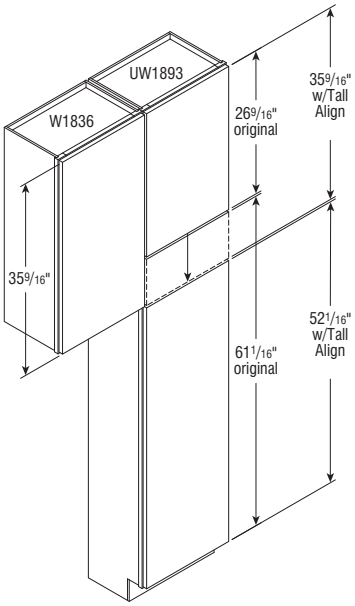

Tall Align

TAT__ (Tall Align - Top) or
TAB__ (Tall Align - Bottom)

Tall cabinets available with this modification can be ordered with different top and bottom "cabinet" heights as long as the total height of the cabinet remains constant. For example, a U1884 cabinet has top section cabinet height of 18" and bottom section cabinet height of 61 1/2" (bottom cabinet section height does not include 4 1/2" toekick height). If used next to a 24" high wall cabinet, this will not align. This modification allows the top section to be adjusted to a 24" cabinet height and the bottom to be adjusted to a 55 1/2" cabinet height where the total height stills adds up to 84" high (total height includes 4 1/2" toekick height).

When used with the increased/reduced height modification, the specified increase/reduction in height will be applied to the top section opening height of the cabinet.

Exceptions

- The minimum height of the top cabinet is 12".
- The minimum height of the bottom cabinet is:
  - 25 1/2" for 84" high cabinets
  - 28 1/2" for 87" high cabinets
  - 31 1/2" for 90" high cabinets
  - 34 1/2" for 93" high cabinets
  - 37 1/2" for 96" high cabinets
  - 43 1/2" for 102" high cabinets
  - 49 1/2" for 108" high cabinets
- The maximum height of the top cabinet is 54".
- The maximum height of the bottom cabinet is:
  - 67 1/2" for 84" high cabinets
  - 70 1/2" for 87" high cabinets
  - 73 1/2" for 90" high cabinets
  - 76 1/2" for 93" high cabinets
  - 79 1/2" for 96" high cabinets
  - 85 1/2" for 102" high cabinets
  - 91" for 108" high cabinets

125	125	125	N/A	N/A	per divider

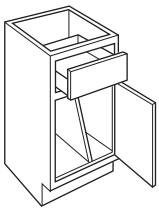

Opening Width (in inches)	Tray Divider Max Quantity
3	0
6	1
9	1
10 1/2	1
12	2
13 1/2	2
15	2
16 1/2	2
18	3
19 1/2	3
21	3
22 1/2	3
24	4
27	4
30	5
33	5
36	5

Tray Divider

TD (Installed Tray Divider),
_TD.R (Installed Tray Divider - Right),
_TD.L (Installed Tray Divider - Left),
_TD.B (Installed Tray Divider - Bottom),
_TD.BL (Installed Tray Divider - Bottom Left),
_TD.BR (Installed Tray Divider - Bottom Right),
_TD.M (Installed Tray Divider - Middle),
_TD.ML (Installed Tray Divider - Middle Left,
_TD.MR (Installed Tray Divider - Middle Right),
_TD.T (Installed Tray Divider - Top),
_TD.TL (Installed Tray Divider - Top Left), or
_TD.TR (Installed Tray Divider - Top Right)

Installs a removable Tray Divider in cabinet. The Tray Dividers are Natural Maple Laminate regardless of the color of the interior of the cabinet. Tray Dividers can be installed in cabinets with reduced depths (12" minimum), but may not be installed in units over 30" deep.

- Tray Dividers will be evenly spaced unless specified otherwise. When special spacing is requested, 6" minimum between dividers is required.
- See chart for maximum number of dividers per face frame opening.
- When Tray Divider (TD) is chosen, shelf holes will not be drilled in cabinet. Shelves will not ship with cabinet.
- Specify the number of tray dividers between 1 and 5.

Exceptions

- Not available on cabinets with openings less than 6" wide or greater than 39" wide.
- For utility cabinets, only available on top section. Not available on 66" high.
- Only available on cabinets with 9"-39" opening heights.

Custom Modifications

Wall	Base	Tall	Filler	Panel	
0	0	0	N/A	N/A	per cabinet

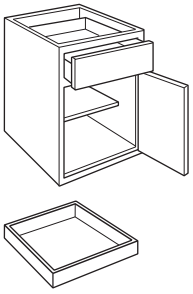

Toekick Pedestal

TKP (Toekick Pedestal)

Specify Toekick Pedestal if toekick unattached from cabinet is desired.

Exceptions

- Not available on cabinets 96″ high and greater.

N/A	80	N/A	N/A	N/A	per drawer box

U-SHAPED DRAWER
ON SELECT
BASE CABINETS

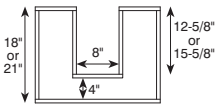

U-shaped Drawer

UDRW_

- 8″ and 4″ dimensions of U-shape stays constant for all drawer box sizes, the legs of U-shape are either 12 5/8″ or 15 5/8″.
- Available with Scooped Drawer.
- Available on the following models:
  - The 1, 2, 3, 4 in the modification code refer to the location of drawer box in cabinet and all drawers above that location will be affected.

Exceptions

- Not available on cabinets with openings less than 21″ wide or greater than 45″ wide.
- Only available on cabinet depths of 21″-24″ in 1/4″ increments.
- Not available on drawers with inserts.
- See chart for availability.

Model Description	Model Names	Modification Code	Modification Description
Base/vanity models with full width drawer at top	B24 - B39 B24RT - B36RT VB2432 - VB3932 VB24 - VB39	UDRW	U-shaped drawer
Base models with two side by side top drawers, specify left or right	B48, B48RT VB4832 VB48	UDRW.L UDRW.R	U-shaped drawer left U-shaped drawer right
Base models with two drawers, specify top only	BST2D24 - BST2D36 BST2D24RT - BST2D36RT	UDRW1 UDRWX2	U-shaped drawer #1 location U-shaped drawer #1 and #2 location
Base models with four split drawers, specify top left, top & 2nd left, top right, top & 2nd right, top left & top right, all	BST2D48 BST2D48RT	UDRW1.L UDRWX2.L UDRW1.R UDRWX2.R	U-shaped drawer #1 location left U-shaped drawer #1 and #2 location left U-shaped drawer #1 location right U-shaped drawer #1 and #2 location right
Three drawer models, specify top drawer only, top & 2nd only, all	B3D24 - B3D42 VB3D2432 - VB3D3632 VB3D24 - VB3D36	UDRW1 UDRWX2 UDRWX3	U-shaped drawer #1 location U-shaped drawer #1 and #2 location U-shaped drawer #1, #2 and #3 location
Four drawer models, specify top drawer only, top & 2nd only, top, 2nd & third only, all	B4D24 - B4D42 VB4D12 - VB4D36 VB4D1232 - VB4D3632	UDRW1 UDRWX2 UDRWX3 UDRWX4	U-shaped drawer #1 location U-shaped drawer #1 and #2 location U-shaped drawer #1, #2 and #3 location U-shaped drawer #1, #2, #3 and #4 location
Two drawer 28.5″ high, specify top only	BRT2D2428.5 - BRT2D3628.5	UDRW1 UDRWX2	U-shaped drawer #1 location U-shaped drawer #1 and #2 location
Base Pots & Pans Pull-out	B24PPP(L/R), B24PPP, B30PPP	UDRW	U-shaped drawer
Base Pots and Pans Storage	B24PS, B30PS, B36PS	UDRW	U-shaped drawer
Base with Roll Trays and Lid Organizer	B30RTLO - B36RTLO	UDRW	U-shaped drawer
Base Range Drop-in Two Drawer, specify top only	BRD2D30, BRD2D36	UDRW1 UDRWX2	U-shaped drawer #1 location U-shaped drawer #1 and #2 location
Base Cabinet w/Food Storage Container Organizer	B24FSCO	UDRW	U-shaped drawer

Custom Modifications

U-shaped Roll Tray

Wall	Base	Tall	Filler	Panel	
N/A	80	N/A	N/A	N/A	per roll tray

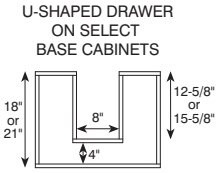

URT, URT.L, or URT.R

- Dimensions of U-shape stays constant for all roll tray sizes.
- Available with Deep Roll Tray modification.
- Modification will upgrade all roll trays in cabinet.

Exceptions

- Not available on cabinets with openings less than 21″ wide or greater than 33″ wide.
- Only available on cabinet depths of 21″-24″ in 1/4″ increments.
- Not available on roll trays with inserts.
- See charts for availability.

Model Description	Model Names	Modification Code	Modification Description
Base models w/roll trays	B24RT - B36RT	URT	Both roll trays U-shape
Base models w/roll trays and with two side by side top drawers	B48RT	URT.L URT.R	Both roll trays on left U-shape Both roll trays on right U-shape
Base models w/roll tray and with two drawers	BST2D24RT - BST2D36RT	URT	Roll tray U-shape
Base models w/roll tray and with four split drawers	BST2D48RT	URT.L URT.R	Roll tray on left U-shape Roll tray on right U-shape

	Wall	Base	Tall	Filler	Panel	
24″ to 36″	N/A	325	325	N/A	N/A	per roll tray

_URT

- Adjustable U-shaped Roll Trays are added to the following cabinets. Specify the number of U-shaped roll trays between 1 to 5.

Model Description	Model Names	Modification Code	Modification Description
Base Cabinet w/Full Height Doors	B24FH(L/R), B24FH - B36FH	_URT	# of U-shaped roll trays added
Sink Base Cabinet	SB24(L/R), SB24 - SB36	_URT	# of U-shaped roll trays added
Sink Base Cabinet w/Tip-out Tray	SB24TO(L/R), SB24TO - SB36TO	_URT	# of U-shaped roll trays added
Sink Base Cabinet with Tall Apron	SBTA30 - SBTA36	_URT	# of U-shaped roll trays added
Vanity Base Cabinet	VB2432(L/R), VB2432 - VB3632 VB24(L/R), VB24 - VB36	_URT	# of U-shaped roll trays added
Vanity Base Cabinet w/Full Height Door	VB2432FH(L/R), VB2432FH - VB3632FH VB24FH(L/R), VB24FH - VB36FH	_URT	# of U-shaped roll trays added
Vanity Sink Base Cabinet	VSB2432(L/R), VSB2432 - VSB3632 VSB24(L/R), VSB24 - VSB36	_URT	# of U-shaped roll trays added

Vanity L-shaped Organizer

N/A	670	N/A	N/A	N/A	per side

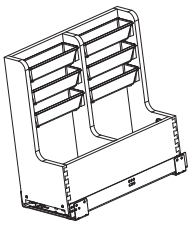

Pull-out for 12″ wide model

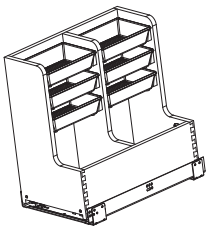

Pull-out for 15″ wide model

VLSO.L (Vanity L-shaped Organizer Left) or
VLSO.R (Vanity L-shaped Organizer Right)

Installs an L-shaped Organizer.

- L or R designates installed side.
- Includes 6 acrylic bins in upper section.
- Bottom mounted full extension, soft-close slides.
- Pull-out dimensions for 12″ wide model are 8 3/4″ W x18 3/4″ D x 18 13/16″ H.
  Pull-out dimensions for 15″ wide model are 11 5/8″W x 18 3/4″D x 18 13/16″H.

Exceptions

- Not available on 32″ high cabinets.
- Not available on cabinets with openings less than 15″ wide or greater than 36″ wide.

Custom Modifications

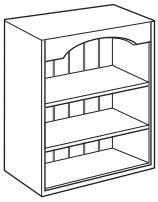

Valance Rail

	Wall	Base	Tall	Filler	Panel	
Style A	130	130	130	N/A	N/A	per cabinet
Style D	130	130	130	N/A	N/A	per cabinet
Style E	130	130	130	N/A	N/A	per cabinet
Style F	130	130	130	N/A	N/A	per cabinet
Style H	130	130	130	N/A	N/A	per cabinet
Style J	130	130	130	N/A	N/A	per cabinet
Style K	130	130	130	N/A	N/A	per cabinet
Style S	125	125	125	N/A	N/A	per cabinet

VR.A (Style A),
VR.TA (Top - Style A),
VR.MA (Middle - Style A),
VR.BA (Bottom - Style A),
VR.PA (Peninsula - Style A),
VR.D (Style D),
VR.TD (Top - Style D),
VR.MD (Middle - Style D),
VR.BD (Bottom - Style D),
VR.PD (Peninsula - Style D),
VR.E (Style E),
VR.TE (Top - Style E),
VR.ME (Middle - Style E),
VR.BE (Bottom - Style E),
VR.PE (Peninsula - Style E),
VR.F (Style F),
VR.TF (Top - Style F),
VR.MF (Middle - Style F),
VR.BF (Bottom - Style F),
VR.PF (Peninsula - Style F),
VR.H (Style H),
VR.TH (Top - Style H),
VR.MH (Middle - Style H),
VR.BH (Bottom - Style H),
VR.PH (Peninsula - Style H),
VR.J (Style J),
VR.TJ (Top - Style J),
VR.MJ (Middle - Style J),
VR.BJ (Bottom - Style J),
VR.PJ (Peninsula - Style J),
VR.K (Style K),
VR.TK (Top - Style K),
VR.MK (Middle - Style K),
VR.BK (Bottom - Style K), or
VR.PK (Peninsula - Style K),
VR.S (Style S),
VR.TS (Top - Style S),
VR.MS (Middle - Style S),
VR.BS (Bottom - Style S),
VR.PS (Peninsula - Style S)

Cabinets can be ordered with a valance in place of the standard top rail when the cabinet no door modification is chosen.

- Must specify Matching Interior, if desired.
- Not available on:
  - Cabinets with the Add Center Stile modification.
- Valances are also available as an accessory. See pages O•18-O•20.

Exceptions

- Not available on cabinets less than 6" wide.
- Not available on cabinets greater than 39" wide.
- Not available on openings with pull-outs.
- For WAG, WDAG, and WDAGCB cabinets, only available on the top section.
- Only available with Valance, Style S modification on openings less than 12" wide.
- Only available with Valance, Style S modification on Beaded Inset door styles.

Custom Modifications

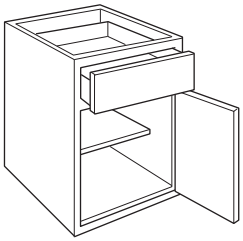

Void Toekick

Wall	Base	Tall	Filler	Panel	
N/A	0	0	N/A	N/A	per cabinet

VTK (Void Toekick)

Removes the toekick and reduces the height of the cabinet by 4 1/2".

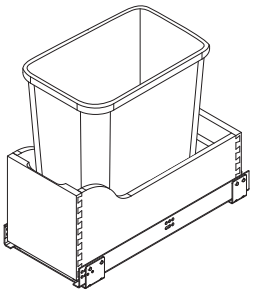

Vanity Wastebasket

N/A	1120	N/A	N/A	N/A	per cabinet

VWB.L (Vanity Wastebasket Left) or
VWB.R (Vanity Wastebasket Right)

Installs a Vanity Wastebasket.

- L or R designates installed side.
- Includes 20 qt. wastebin.
- Bottom mounted full extension, soft-close slides.
- Pull-out dimensions: 8 5/8" W x 18 9/16" D x 13 15/16" H.

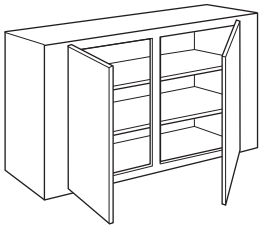

Wide Stile

55	55	55	N/A	N/A	per side

WSL (Wide Stile Left),
WSR (Wide Stile Right),
WSL.P (Wide Stile Left - Peninsula), or
WSR.P (Wide Stile Right - Peninsula)

Wide Stiles can be ordered in 1 1/2" and 3" increments. The Wide Stile 1 1/2" modification increases the stile size to 3" overall. The Wide Stile 3" modification increases the stile to a total of 4 1/2" wide. The overall back width of the cabinet does not change. The face frame opening is reduced.

- On units with doors and/or drawers, only the Wide Stile 3" can be fluted. On units without doors, the Wide Stile 1 1/2" can be fluted utilizing the standard 1 1/2" end rail as part of the fluting location.
- When Increased Width is used with Wide Stiles, then not available with 24" wide Peninsula, B39RT, B42RT, or B45RT models. **Exceptions**
- Not available on openings less than 9" wide or when applying Wide Stile would make the opening less than 9" wide.
- For cabinets with horizontal doors, only available in 3" increments - 1.5 both, 3" one side, or 3" both.
- For cabinets with inserts or door racks, Wide Stile Left or Wide Stile Right only available on sizes in which insert is available.
- Not available on vanity cabinets with three openings.
- Pocket Door cabinets only available with Wide Stile both.

Custom Modifications

Wall	Base	Tall	Filler	Panel	
N/A	390	N/A	N/A	N/A	per side

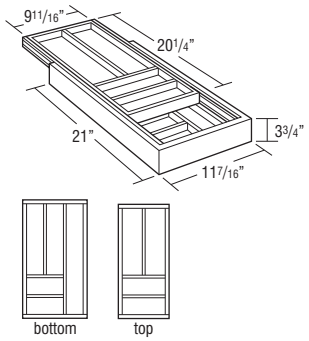

WTCD15

Cabinet Width	Frame Opening Width
15″	12″
18″	15″
21″	18″
24″	21″
30″	27″
36″	33″

Wood Tiered Cutlery Divider

WTCD (Installed Wood Tiered Cutlery Divider),
WTCD.L (Installed Wood Tiered Cutlery Divider Left), and/or
WTCD.R (Installed Wood Tiered Cutlery Divider Right)

Many base cabinets can be ordered with the standard top drawer (5″ high frame opening) replaced with the WTCD.

- Special sizes not available.
- WTCD15 shown. Different sizes of the cutlery dividers may have different configurations. Please reference page P•4 for more details.

Exceptions

- Only available on top drawer(s).
- Only available on cabinets with opening widths listed in the chart.
- Only available on 24″ deep cabinets.
- Not available on drawers with internal accessories.

N/A	610	N/A	N/A	N/A	per side

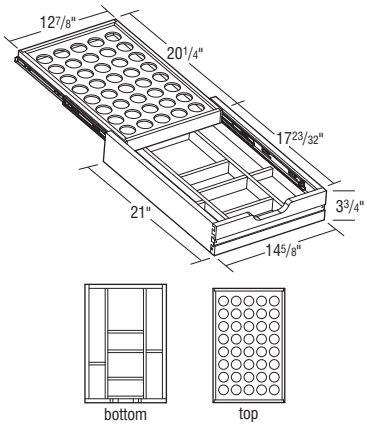

Wood Tiered K-Cup* Drawer

WTKCUPD (Installed Wood Tiered K-Cup Drawer),
WTKCUPD.L (Installed Wood Tiered K-Cup Drawer Left), and/or
WTKCUPD.R (Installed Wood Tiered K-Cup Drawer Right)

Many base cabinets can be ordered with the standard top drawer (5″ high frame opening) replaced with the WTKCUPD.

- Available in 15″ frame opening width.
- Holds 40 K-Cups.
- Compatible with K-Cup pods only.
- Available on 24″ deep cabinets only.
- Exterior Wood Tiered K-Cup drawer box height is 3 3/4″, interior height of top tier is 1 5/8″, and interior height of bottom tier is 1 3/8″.
- Special sizes not available.

*K-CUP is a registered trademark of Keurig Green Mountain, Inc.

Exceptions

- Only available on top drawer(s).
- Only available on 18″ cabinets and 36″ cabinets with split drawers standard.
- Only available on 24″ deep cabinets.
- Not available on drawers with internal accessories.

Recommendations for Fully Accessible/Barrier-Free Design

Many modifications may be utilized to increase cabinet accessibility and convenience for the elderly, the physically challenged, and other individuals with special needs.

For your reference when designing for wheelchair access, the most commonly accepted industry standard for toekick space is between 8″ and 9″ high with a 6″ set-back. This may be achieved by ordering an 9″ high, 6″ deep toe space; contact customer service for pricing.

The most commonly accepted height for tables and work surfaces is 30″ to 33″. Ordering 32 1/2″ high base and vanity base cabinets achieves this standard; call customer service for details.

The addition of roll trays in cabinet interiors is recommended. Utilize Adjustable Roll Trays listed in this "Modifications" section.

The use of easily-gripped cabinet handles and/or knobs is recommended. Choose from several selections in the "Hardware" section.

The following information from the U.S. Government Publication American National Standards and other sources may also be helpful:

Wheelchair dimensions: length – 42″; open width – 25″; collapsed width – 11″; seat to floor – 19 1/2″; armrest to floor – 29″.

Wheelchair access: Minimum turn space for 360° turn – 60″; minimum turn space for 180° turn – 36″; side reach limits – 9″ to 54″; safest ramp slope – 1:12; table height – 30″ to 33″.

Specialty Doors

Classic Mullion Door



CM (Classic Mullion), CM.T (Top Door), CM.M (Middle Door), CM.B (Bottom Door), or CM.P (Peninsula)

Gallery Mullion Door

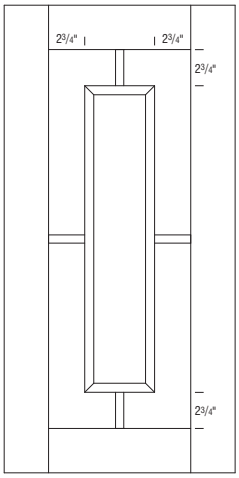

GM (Gallery Mullion), GM.T (Top Door), GM.M (Middle Door), GM.B (Bottom Door), or GM.P (Peninsula)

Prairie Mullion Door



PM (Prairie Mullion), PM.T (Top Door), PM.M (Middle Door), PM.B (Bottom Door), or PM.P (Peninsula)

Shaker Mullion Door



SM (Shaker Mullion), SM.T (Top Door), SM.M (Middle Door), SM.B (Bottom Door), or SM.P (Peninsula)

- When ordering glass mullion doors, specify cabinet (W3030, W2430, WD2430, etc.) and then designate the corresponding modification name (see below).
- All glass mullion doors ordered will be of the same wood species, finish, door style, hinge selection, and profile as the other cabinets specified on the original kitchen order unless instructed otherwise.
- When a cabinet has more than one opening, specify the location (top, middle, or bottom).
- Door is prepared for glass insert; dealer must supply glass. Clips for inserting glass included in installation package. Doors are pre-drilled for clips.
- The use of glass for base cabinet, vanity cabinet, and bottom door of tall cabinet applications or for placement near interior or exterior doors is not recommended.

Exceptions

- Not available on cabinets with vertical lift doors.
- For utility and oven cabinets, only available on top section.
- For linen cabinets, only available on middle and top sections.
- Not available on 2 door 24″ wide cabinets.
- See Door Style section for availability.
- Not available on sections with pocket doors.

Price by Height	Price per Door	CM Number of Lites per door
CM15/GM15	493	4
CM18/GM18	493	4
CM21/GM21/PM21/SM21	493	4
CM24/GM24/PM24/SM24	493	4
CM27/GM27/PM27/SM27	493	4
CM30/GM30/PM30/SM30	493	6
CM33/GM33/PM33/SM33	534	6
CM36/GM36/PM36/SM36	534	6
CM39/GM39/PM39/SM39	534	8
CM42/GM42/PM42/SM42	534	8
CM45/GM45/PM45/SM45	579	8
CM48/GM48/PM48/SM48	602	8

	Minimum Width	Minimum Height	Inset Minimum Width	Inset Minimum Height
Classic Mullion	12″	15″	15″	18″
Gallery Mullion	15″	15″	18″	18″
Prairie Mullion	12″	18″	15″	21″
Shaker Mullion	12″	18″	15″	21″

Prairie Mullion and Shaker Mullion	Door Size Range for Single Vertical Muntin	Door Size Range for Double Vertical Muntin
Doors with 2 1/4″ Rails & Solid Slab Door	11 1/2″ to 14 7/16″	14 1/2″ to 23 1/2″
Inset Doors with 2 1/4″ Rails	11 13/16″ to 14 7/16″	14 1/2″ to 23 1/2″
Doors with 2 1/2″ Rails	11 1/2″ to 15 1/8″	15 3/16″ to 23 1/2″
Doors with 3″ Rails	11 1/2″ to 16 1/8″	16 3/16″ to 23 1/2″
Doors with 3 3/8″ Rails	13 3/16″ to 16 15/16″	17″ to 23 1/2″

Specialty Doors

Transom Door

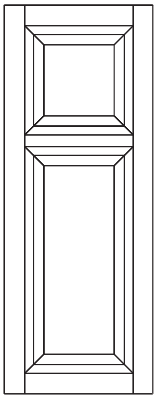

TP (Transom with both sections Center Panel)

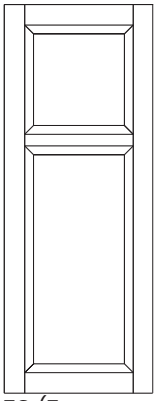

TG (Transom with both sections Cut-for-glass)



TGP (Transom with Top Cut-for-glass and Bottom Center Panel)

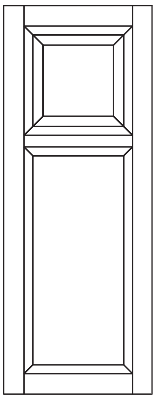

TPG (Transom with Top Center Panel and Bottom Cut-for-glass

TP (Transom with both sections Center Panels),
TP.T (Transom with both sections Center Panels - Top Door),
TP.P (Transom with both sections Center Panels - Peninsula),
TG (Transom with both sections Cut-for-glass),
TG.T (Transom with both sections Cut-for-glass - Top Door),
TG.P (Transom with both sections Cut-for-glass - Peninsula),
TGP (Transom with Top Cut-for-glass and Bottom Center Panel),
TGP.T (Transom with Top Cut-for-glass and Bottom Center Panel - Top Door),
TGP.P (Transom with Top Cut-for-glass and Bottom Center Panel - Peninsula),
TPG (Transom with Top Center Panel and Bottom Cut-for-glass),
TPG.T (Transom with Top Center Panel and Bottom Cut-for-glass - Top Door), or
TPG.P (Transom with Top Center Panel and Bottom Cut-for-glass - Peninsula)

Cabinets can be ordered with Transom Door. Clips to attach glass are included.

- The upper section of the door will always have a 12″ tall section, which includes the width of the upper crossrails and the upper opening.
- Decorative Door on End will always be Transom with both sections Center Panel.
- Functional Door on End modification will always match the face.
- Center panel standard on lower section. Cut-for-glass Door available on lower section.
- When Modified Full Overlay modification is selected with Transom, the bottom section of door will decrease in height by 3/4″.
- Door is prepared for glass insert; dealer must supply glass. Clips for inserting glass included in installation package. Doors are pre-drilled for clips.
- Transom with Top Cut-for-glass and Bottom Center Panel (TGP) not available on:
  - Wall Easy Reach.
- Transom Door is not available on stacked wall units.

Exceptions

- Only available on top section.
- Not available on cabinets or cabinet sections less than 36" high.
- See Door Style section for availability.

Modification Name	Cabinet Height	Price per Door
TG/TGP/TP/TPG	36″	130
TG/TGP/TP/TPG	39″	130
TG/TGP/TP/TPG	42″	130
TG/TGP/TP/TPG	45″	130
TG/TGP/TP/TPG	48″	130

Aluminum Frame Door



A (Aluminum Frame Door)

- Available in full overlay and inset styles.
- Inset finial hinges not available on aluminum doors.
- Must specify Matching Interior if desired.
- Functional Door on End modification will always match the face.
- Specify profile in desired finish and insert. Reference pages F•3-F•7 for profile, finish and insert availability.
- Use of decorative hardware with profiles A02, A04, A06, A10, and A11 and Glass or Backpainted Glass insert must be pre-drilled. Refer to Aluminum Frame Door Order Form, which is available on the MasterBrand Connect website.

Exceptions

- Not available on 6" wide cabinets.
- See Door Style section for availability.
- Not available on Appliance Panel.
- Not available on sections with pocket doors.

Aluminum Door Profiles

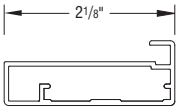

Profile A02

- Available in the following anodized finishes:
  - Natural Aluminum & Brushed Stainless.
- Available in the following specialty coated finishes:
  - Arctic Silver, Bronze Matte, Gold, Graphite, and Onyx.
- Specify door to be modified. See order form for details.
- If Decorative hardware drilling is required it must be specified on Glass and Backpainted Glass inserts. Refer to Aluminum Frame Door Order Form, which is available on the MasterBrand Connect website. Glass inserts cannot be drilled after this process.

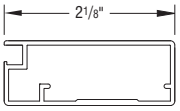

Profile A03

- Available in the following anodized finishes:
  - Natural Aluminum & Brushed Stainless.
- Available in the following specialty coated finishes:
  - Arctic Silver, Bronze Matte, Gold, Graphite, and Onyx.
- Specify door to be modified. See order form for details.

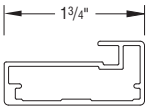

Profile A04

- Available in the following anodized finishes:
  - Natural Aluminum & Brushed Stainless.
- Available in the following specialty coated finishes:
  - Arctic Silver, Bronze Matte, Gold, Graphite, and Onyx.
- Specify door to be modified. See order form for details.
- If Decorative hardware drilling is required it must be specified on Glass and Backpainted Glass inserts. Refer to Aluminum Frame Door Order Form, which is available on the MasterBrand Connect website. Glass inserts cannot be drilled after this process.

Specialty Doors

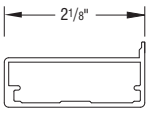

Profile A06

- Available with backpainted glass insert only.
- Available in the following anodized finishes:
  - Natural Aluminum & Brushed Stainless.
- Available in the following specialty coated finishes:
  - Arctic Silver, Bronze Matte, Gold, Graphite, and Onyx.
- Specify door to be modified. See order form for details.
- If Decorative hardware drilling is required it must be specified on Glass and Backpainted Glass inserts. Refer to Aluminum Frame Door Order Form, which is available on the MasterBrand Connect website. Glass inserts cannot be drilled after this process.
- Not available with the following glass inserts:
  - Low-Iron Clear glass, Low-Iron Satin glass or Smoked Grey glass.

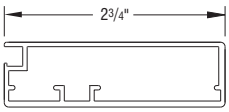

Profile A07

- Available in the following anodized finishes:
  - Natural Aluminum & Brushed Stainless.
- Available in the following specialty coated finishes:
  - Arctic Silver, Bronze Matte, Gold, Graphite, and Onyx.
- Specify door to be modified. See order form for details.

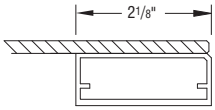

Profile A10

- Available with backpainted glass insert only.
- Inserts are permanently adhered to the AF010 profile.
- Available in the following anodized finishes:
  - Natural Aluminum & Brushed Stainless.
- Available in the following specialty coated finishes:
  - Arctic Silver, Bronze Matte, Gold, Graphite, and Onyx.
- Specify door to be modified. See order form for details.
- If Decorative hardware drilling is required it must be specified on Glass and Backpainted Glass inserts. Refer to Aluminum Frame Door Order Form, which is available on the MasterBrand Connect website. Glass inserts cannot be drilled after this process.
- Not available with the following glass inserts:
  - Low-Iron Clear glass, Low-Iron Satin glass or Smoked Grey glass.

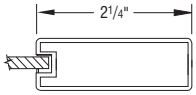

Profile A11

- Available in the following anodized finishes:
  - Natural Aluminum & Brushed Stainless.
- Available in the following specialty coated finishes:
  - Arctic Silver, Bronze Matte, Gold, Graphite, and Onyx.
- Specify door to be modified. See order form for details.

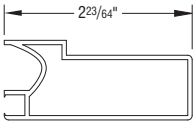

Profile A15

- Available in the following anodized finishes:
  - Natural Aluminum & Brushed Stainless.
- Available in the following specialty coated finishes:
  - Arctic Silver, Bronze Matte, Gold, Graphite, and Onyx.
- Specify door to be modified. See order form for details.

Aluminum Door Profiles Pricing

Profile and Finish		Cabinet Height													
Profile	**Natural Aluminum**	**12″**	**15″**	**18″**	**21″**	**24″**	**27″**	**30″**	**33″**	**36″**	**39″**	**42″**	**45″**	**48″**	**51″**
A02	A02AL	590	605	618	634	648	663	678	692	706	721	736	750	765	778
A03	A03AL	559	571	584	594	606	617	629	641	651	663	675	685	698	709
A04	A04AL	595	610	625	641	654	671	684	700	716	730	745	760	775	791
A06	A06AL	589	604	617	633	646	662	676	691	704	720	734	747	763	776
A07	A07AL	571	585	597	609	622	635	646	660	673	684	698	709	724	736
A10	A10AL	633	651	671	690	707	727	745	765	783	801	821	839	858	877
A11	A11AL	571	585	597	609	622	635	646	660	673	684	698	709	724	736
A15	A15AL	652	671	692	711	729	749	768	788	807	826	846	865	884	904

Profile and Finish		Cabinet Height													
Profile	**Brushed Stainless**	**12″**	**15″**	**18″**	**21″**	**24″**	**27″**	**30″**	**33″**	**36″**	**39″**	**42″**	**45″**	**48″**	**51″**
A02	A02BS	617	636	652	671	687	704	722	739	758	774	792	809	827	843
A03	A03BS	586	600	614	628	642	655	671	684	698	712	727	740	755	768
A04	A04BS	637	656	676	696	715	734	753	772	791	812	830	850	868	887
A06	A06BS	620	638	655	674	691	708	727	744	762	778	796	815	831	850
A07	A07BS	615	634	650	668	683	701	718	735	753	769	786	804	821	837
A10	A10BS	680	703	728	752	774	797	822	846	868	892	916	940	962	986
A11	A11BS	615	634	650	668	683	701	718	735	753	769	786	804	821	837
A15	A15BS	701	725	750	775	798	821	847	872	895	919	944	969	991	1016

Profile and Finish		Cabinet Height													
Profile	**Arctic Silver**	**12″**	**15″**	**18″**	**21″**	**24″**	**27″**	**30″**	**33″**	**36″**	**39″**	**42″**	**45″**	**48″**	**51″**
A02	A02ASV	692	714	738	760	783	807	830	853	877	901	923	945	969	991
A03	A03ASV	660	680	700	719	740	760	779	800	819	840	860	881	901	920
A04	A04ASV	696	719	743	767	791	814	839	862	885	908	934	955	980	1004
A06	A06ASV	691	713	735	759	782	806	829	850	874	897	920	944	966	989
A07	A07ASV	671	693	713	735	757	777	799	819	841	862	884	905	925	948
A10	A10ASV	734	762	789	817	845	873	901	926	954	982	1010	1038	1067	1093
A11	A11ASV	671	693	713	735	757	777	799	819	841	862	884	905	925	948
A15	A15ASV	757	785	813	842	871	900	929	954	983	1012	1041	1070	1100	1126

Profile and Finish		Cabinet Height													
Profile	**Bronze Matte**	**12″**	**15″**	**18″**	**21″**	**24″**	**27″**	**30″**	**33″**	**36″**	**39″**	**42″**	**45″**	**48″**	**51″**
A02	A02BRM	671	693	716	737	760	783	805	828	851	874	896	917	940	962
A03	A03BRM	640	660	679	698	718	737	756	776	795	815	834	855	874	893
A04	A04BRM	675	698	721	744	767	790	814	836	859	881	906	927	951	974
A06	A06BRM	670	692	713	736	759	782	804	825	848	870	893	916	937	960
A07	A07BRM	651	672	692	713	734	754	775	795	816	836	858	878	898	920
A10	A10BRM	712	739	766	793	820	847	874	899	926	953	980	1007	1035	1061
A11	A11BRM	651	672	692	713	734	754	775	795	816	836	858	878	898	920
A15	A15BRM	734	762	789	817	845	873	901	926	954	982	1010	1038	1067	1093

Specialty Doors

Profile and Finish		Cabinet Height													
Profile	**Gold**	**12″**	**15″**	**18″**	**21″**	**24″**	**27″**	**30″**	**33″**	**36″**	**39″**	**42″**	**45″**	**48″**	**51″**
A02	A02G	692	714	738	760	783	807	830	853	877	901	923	945	969	991
A03	A03G	660	680	700	719	740	760	779	800	819	840	860	881	901	920
A04	A04G	696	719	743	767	791	814	839	862	885	908	934	955	980	1004
A06	A06G	691	713	735	759	782	806	829	850	874	897	920	944	966	989
A07	A07G	671	693	713	735	757	777	799	819	841	862	884	905	925	948
A10	A10G	734	762	789	817	845	873	901	926	954	982	1010	1038	1067	1093
A11	A11G	671	693	713	735	757	777	799	819	841	862	884	905	925	948
A15	A15G	757	785	813	842	871	900	929	954	983	1012	1041	1070	1100	1126

Profile and Finish		Cabinet Height													
Profile	**Graphite**	**12″**	**15″**	**18″**	**21″**	**24″**	**27″**	**30″**	**33″**	**36″**	**39″**	**42″**	**45″**	**48″**	**51″**
A02	A02GR	692	714	738	760	783	807	830	853	877	901	923	945	969	991
A03	A03GR	660	680	700	719	740	760	779	800	819	840	860	881	901	920
A04	A04GR	696	719	743	767	791	814	839	862	885	908	934	955	980	1004
A06	A06GR	691	713	735	759	782	806	829	850	874	897	920	944	966	989
A07	A07GR	671	693	713	735	757	777	799	819	841	862	884	905	925	948
A10	A10GR	734	762	789	817	845	873	901	926	954	982	1010	1038	1067	1093
A11	A11GR	671	693	713	735	757	777	799	819	841	862	884	905	925	948
A15	A15GR	757	785	813	842	871	900	929	954	983	1012	1041	1070	1100	1126

Profile and Finish		Cabinet Height													
Profile	**Onyx**	**12″**	**15″**	**18″**	**21″**	**24″**	**27″**	**30″**	**33″**	**36″**	**39″**	**42″**	**45″**	**48″**	**51″**
A02	A02ONX	671	693	716	737	760	783	805	828	851	874	896	917	940	962
A03	A03ONX	640	660	679	698	718	737	756	776	795	815	834	855	874	893
A04	A04ONX	675	698	721	744	767	790	814	836	859	881	906	927	951	974
A06	A06ONX	670	692	713	736	759	782	804	825	848	870	893	916	937	960
A07	A07ONX	651	672	692	713	734	754	775	795	816	836	858	878	898	920
A10	A10ONX	712	739	766	793	820	847	874	899	926	953	980	1007	1035	1061
A11	A11ONX	651	672	692	713	734	754	775	795	816	836	858	878	898	920
A15	A15ONX	734	762	789	817	845	873	901	926	954	982	1010	1038	1067	1093

Inserts for Aluminum Doors

Inserts are required for the preceding aluminum door profiles

Acrylic (high gloss parapan) finish	Modification
Alpine White	IAPWP
White	IWHTP
Light Grey	ILTGP
Stone Grey	ISTGP
Black	IBLKP
Cobalt Blue	ICLBP
Turquoise	ITRQP

Glass	Modification
Clear Glass	ICLER
Low-Iron Clear Glass	ILICL
Satin Glass	ISATN
Low-Iron Satin Glass	ILIST
Reeded Glass	IREED
Smoked Grey	ISMGR
Bronze Clear	IBRZC
Bronze Satin	IBSTC
Grey Satin	IGRYC
Grey Mirror Satin	IGMST

Backpainted Glass Finish	Modification
White Gloss	IWHTG
Black Gloss	IBLKG
Sand Gloss	ISNDG
White Matte	IWHTM
Black Matte	IBLKM
Sand Matte	ISNDM
Mocha Gloss	IMOCG
Mocha Matte	IMOCM
Bronze Gloss	IBRZG
Bronze Matte	IBRZM
Cream Gloss	ICRMG
Cream Matte	ICRMM
Mist Gloss	IMSTG
Mist Matte	IMSTM
Navy Gloss	INVYG
Navy Matte	INVYM
Slate Gloss	ISLTG
Slate Matte	ISLTM

Insert Finish	Cabinet Height													
	12″	15″	18″	21″	24″	27″	30″	33″	36″	39″	42″	45″	48″	51″
Clear glass	304	308	312	318	324	328	334	338	343	349	355	360	365	370
Low-Iron Clear glass	326	336	347	358	368	379	391	401	411	422	433	446	456	466
Satin glass	326	336	347	358	368	379	391	401	411	422	433	446	456	466
Low-Iron Satin glass	326	336	347	358	368	379	391	401	411	422	433	446	456	466
Reeded glass	347	364	379	396	412	428	446	461	477	494	511	525	543	559
Smoked Grey glass	326	336	347	358	368	379	391	401	411	422	433	446	456	466
Acrylics (parapan)	379	403	427	452	476	500	524	549	572	598	622	645	671	694
Backpainted glass - gloss	365	385	405	427	448	467	489	510	530	550	571	591	612	634
Backpainted glass - matte	404	435	465	496	526	557	588	618	648	680	710	740	772	801
Bronze Clear	326	336	347	358	368	379	391	401	411	422	433	446	456	466
Bronze Satin	326	336	347	358	368	379	391	401	411	422	433	446	456	466
Grey Satin	326	336	347	358	368	379	391	401	411	422	433	446	456	466
Grey Mirror Satin	392	404	417	430	442	455	470	482	494	507	520	536	548	560

Glass Inserts

(Pricing is for glass only)

Style	Panel Thickness	Modification Code	CABINET HEIGHT													
			12″	15″	18″	21″	24″	27″	30″	33″	36″	39″	42″	45″	48″	50″
Antique	1/8″	ANTIQ_ _	351	351	351	351	351	351	445	533	533	623	623	663	663	663
Beveled	1/4″	BEVEL_ _	277	277	277	277	277	348	408	465	465	521	521	567	567	567
Clear	1/8″	CLEAR_ _	194	194	194	239	239	296	296	342	342	419	419	419	419	419
Frost	5/32″	FROST_ _	306	306	306	306	306	306	348	433	433	495	495	567	567	567
Reeded	5/32″	REEDE_ _	330	330	330	330	330	330	368	422	422	476	476	551	551	551
River Reed	1/4″	RREED_ _	423	423	423	423	423	423	506	615	615	720	720	804	804	804
Seeded	9/32″	SEEDE_ _	495	495	495	495	495	495	567	698	698	813	813	944	944	944
Smoked Bevel	1/4″	SMBVL_ _	351	351	351	351	351	351	445	533	533	623	623	663	663	663
Thin Reeded	1/8″	REEDT_ _	330	330	330	330	330	330	368	422	422	476	476	551	551	551

Textured Glass not available on: 9″ wide cabinets, Wall Easy Reach Cabinets, Utility Three Drawer Cabinets, and Utility Four Drawer Cabinets.
Glass will be shipped directly to the order destination from the glass manufacturing facility within standard lead times.
Cut-for-glass (CG) door must be ordered separately.
The use of glass for base cabinet, vanity cabinet, and bottom door of tall cabinet applications or for placement near interior or exterior doors is not recommended.
When textured glass is ordered for use in Wall Lift-up Bifold (WLUBF), Wall Top Hinge (WTH) or Wall Vertical-lift (WVL) cabinets, glass design will be turned horizontally and may not match desired pattern.

Antique
Clear glass with surface striations simulating the texture and appearance of popular mouthblown antique glass. Uniform thickness, color, texture, highly transparent.

Beveled*
1/4″ clear glass with a 1 1/4″ bevel. Transparent in appearance.

Clear
Clear glass.

Frost
Clear glass with one surface "acid etched" to create a frosted appearance. Translucent in appearance.

Reeded
Clear glass with 1/2″ flutes or reeds. Transparent in appearance.

River Reed
5/32″ obscure glass with a random, vertical pattern resembling small twigs.

Seeded
Clear textured 9/32″ glass with "seeds," small air bubbles trapped in the glass at random. Transparent in appearance.

Smoked Bevel
1/4″ gray tinted glass with a 1″ beveled edge.

Thin Reeded
5/32″ glass with 1/8″ vertical reeds—obscure in appearance.

*Not suggested for use with doors styles with onlay moulding..

accessories Reference Chart

Wall Cabinets	Description	3″	6″	9″	12″	15″	18″	19″	21″	24″	27″	30″	33″	36″	39″	42″	45″	48″	54″	60″	72″	Page
W-24SWO	Wall Swing-out, 24" Deep													✓	✓							G•32
W-SHLFPD	Wall Shelf Pull Down													✓								G•61
WBC-POOL	Wall Box Column Pull-out with Overlay	✓	✓																			G•61
WMC	Wall Message Center	✓																				G•51
WSP	Wall Spice Pull-out			✓	✓																	G•57
W-SSWO	Wall with Swing-out								✓													G•60
WWS	Wall Wine Storage									✓		✓		✓								G•53
Hearths																						
HTHP-PO	Hearth Pier with Pull-out 21" Deep				✓																	H•18
Base Cabinets																						
B2D-RT	Base Two Drawer with Roll Tray						✓		✓	✓	✓	✓	✓	✓								I•15
B2D36RTPDO	Base Two Drawer with Roll Tray, Pegged Dish Organizer													✓								I•16
B3D-WTCD	Base Three Drawer with Wood Tiered Cutlery Divider					✓	✓		✓	✓		✓		✓								I•12
B-FSCO	Base with Food Storage Container Organizer						✓			✓												I•5
B-TDRO	Base with Tray Divider Roll Out				✓	✓																I•36
B-MIXFH	Base with Mixer Shelf, Full Height Door						✓		✓	✓												I•39
B-PS	Base Pots & Pans Storage									✓		✓		✓								I•17
B-RTLO	Base with Roll Trays, Lid Organizer											✓	✓	✓								I•17
B-WTCD	Base with Wood Tiered Cutlery Divider					✓	✓		✓	✓		✓		✓								I•4
B-RTWTCD	Base with Roll Trays and Wood Tiered Cutlery Divider					✓	✓		✓	✓		✓		✓								I•4
B18KCUP	Base with KCUP Drawer						✓															I•5
B18KCUPRT	Base with KCUP Drawer, Roll Trays						✓															I•5
B18CWP L or R	Base Can and Wine Pull-out						✓															I•6
B18CWPFH L or R	Base Can and Wine Pull-out, Full Height Door						✓															I•6
BBC-POOL	Base Box Column Pull-out with Overlay	✓	✓																			I•40
BB-CP-WD	Base Blind with Curved Pull-out, Wood																✓	✓				I•27
BB-CPFH-WD	Base Blind with Curved Pull-out, Full Height Door, Wood																	✓				I•28
BPP-CO	Base Pantry Pull-out with Container Organizers				✓																	I•42
BB-PO	Base Blind with Pull-out																✓	✓				I•27
BPP	Base Pantry Pull-out			✓	✓	✓	✓															I•40
B-PPP	Base Pots and Pans Pull-out									✓		✓										I•16
BCKG-BB	Base Cooking Center with Breadboard											✓		✓		✓		✓				I•17
BER36RDB	Base Easy Reach with Rotating Deep Bin													✓								I•33
BSC30	Base SuperCabinet											✓										I•9
BSC36	Base SuperCabinet													✓								I•10
BPP-SI	Base Pantry Pull-out with Spice Insert				✓	✓																I•41
BPP-TD	Base Pantry Pull-out with Tray Divider			✓	✓																	I•42
BPP-U	Base Pantry Pull-out with Utensil Canisters			✓	✓																	I•41
BPP-UK	Base Pantry Pull-out with Utensil Canisters, Knife Block				✓	✓																I•41

Accessories

accessories Reference Chart

Base Cabinets	Description	3″	6″	9″	12″	15″	18″	19″	21″	24″	27″	30″	33″	36″	39″	42″	45″	48″	54″	60″	72″	Page
BWB	Base Wastebasket					✓	✓		✓	✓												I•43
BWB-FH	Base Wastebasket, Full Height Door					✓	✓		✓	✓												I•44
BWB15PT, BWBD18PT	Base Wastebasket with Paper Towel Holder					✓	✓															I•46
BWB15PTFH, BWBD18PTFH	Base Wastebasket with Paper Towel Holder, Full Height Door					✓	✓															I•46
BWBD-RTFH	Base Wastebasket Double Bin with Roll Tray, Full Height Door					✓	✓															I•44
BWBD-RTFH	Base Wastebasket Double Bin with Roll Tray, Full Height Door					✓	✓															I•44
BWB-BB	Base Wastebasket with Breadboard					✓	✓		✓	✓												I•45
BWB-WTCD	Base Wastebasket with Wood Tired Cutlery Divider					✓	✓		✓	✓												I•45
B4D-WTCD	Base Four Drawer with Wood Tiered Cutlery Divider					✓	✓		✓	✓		✓		✓								I•12
WPT-24RT	Wall Pantry Topper with Roll Trays					✓	✓		✓	✓		✓		✓								J•19
SBSC	Sink Base SuperCabinet											✓	✓	✓								I•19
SBSC-TO	Sink Base SuperCabinet with Tip-out Tray											✓	✓	✓								I•20
BER36RDB L or R	Base Easy Reach with Rotating Deep Bin													✓								I•33
BER-LS-C	Base Easy Reach with Lazy Susan, Chrome												✓	✓								I•32
BER-REDSLS-C	Base Easy Reach with Reduced Shelf, Lazy Susan, Chrome												✓	✓								I•31
BERCRN1D36LS-C	Base Easy Reach with Corner Drawer, Lazy Susan, Chrome													✓								I•33
BCRN3D36	Base Corner with Three Drawers													✓								I•34
Tall Cabinets																						
UPP	Utility Pantry Pull-out			✓	✓	✓	✓															J•20
U-SOP	Utility with Swing-out Pantry													✓								J•22
UEO-6	Utility End Organizer, 6" Deep									✓												J•27
UEDZ-9	Utility End Drop Zone, 9" Deep									✓												J•33
Vanity Cabinets																						
VPP12	Vanity Pantry Pull-out				✓																	L•6
L-DRH-C	Linen with Door Rack, Hamper, Chrome						✓															L•25
L1D1884H L or R	Linen with Drawer, Removable Hamper						✓															L•25
VSB_ UPOC	Vanity Sink Base w/U-Shaped Pull-out Trays, Chrome											✓		✓								L•8
Modifications																						
CMAT	CabMat™											✓	✓	✓								E•19
DRWTK	Toekick Drawer				✓	✓	✓		✓	✓	✓	✓	✓	✓								E•21
Kits & Hardware																						
SHLFPD36C	Shelf Pull-down, Chrome													✓								P•15

TABLE OF CONTENTS – WALL CABINETS

Wall Cabinets 12″ or 15" High ..... G•2
Wall Vertical-lift Cabinets ..... G•4
Wall Cabinets 18″ or 21" High ..... G•5
Wall Top Hinge Cabinets ..... G•7
Wall Cabinets 24″ or 27" High ..... G•8
Wall Cabinets 30″, 33″ or 36" High ..... G•10
Wall Lift-up Bifold Cabinets ..... G•12
Wall Cabinets 39″, 42″, 45″ or 48″ High ..... G•13
Wall Appliance Garage Cabinets ..... G•17
Wall Stacked Cabinets ..... G•23
Wall Transition and Wall 24" Deep Cabinets ..... G•30
Wall Swing-out Cabinets ..... G•32
Wall Corner Cabinets ..... G•40
Wall Organization and Specialty Cabinets ..... G•51

WALL CABINETS

Wall Cabinet Nomenclature

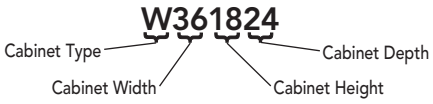

Modification Grid Key

+	Available with exceptions
•	Available

Door & Drawer Modifications

Modification	Description
A	Aluminum Frame Door
CG	Cut-for-glass
CM	Classic Mullion Door
FH	Finial Hinges
GM	Gallery Mullion Door
IBO	Inset Beaded Overlay
MFO	Modified Full Overlay
NBO	Inset Non-Beaded Overlay
PEGS	Faux Square Peg
PM	Prairie Mullion Door
SM	Shaker Mullion Door
T	Transom Door

End Panel Modifications

Modification	Description
BBS	Beadboard Side
DDE	Decorative Door on End
F	Finished End
FDE	Functional Door on End
FPE	Furniture Plywood End
IPE	Inset Panel End
RPE	Recessed or Raised Panel End
SEBK	Side Extended Back
SED	Side Extended Down

Wall cabinets are 12" deep standard unless otherwise noted.

Non-Beaded and Beaded Inset Wall cabinets are 13" deep standard.

Custom Modifications

Modification	Description
ADDTK	Add Toekick
ADRW	Add Drawer
AOMD	Automatic Opening Mechanism for Door
ART	Adjustable Roll Trays
AS	Additional Shelf
BBKI	Beadboard Back Interior
CBO	Cabinet Box Only
CCO	Cabinet Case Only
CD	Change Depth
CFNTO	Cabinet Front Only
CFRMO	Cabinet Face Frame Only
CH	Change Height
CND	Cabinet No Door
CS1	Add Center Stile
CW	Change Width
EX	Extended Stile
EXD	Extended Down
EXO	Extended Stile with Overlay
EXU	Extended Up
FFV	Flush Finished Void
FLUTE	Fluting
FTK	Flush Toekick
INVF	Inverted Face
LSD	Loose Doors and/or Drawer Fronts
MI	Matching Interior
NOO	No Overlay
OBRB	Open Bottom Rail Base
P	Peninsula
PFBP	Prep for Finished Bottom with Panel
RFLUTE	Rosette Fluting
RMR	Relocate Middle Rail
RTK	Recessed Toekick
TD	Tray Divider
VR	Valance Rail
WS	Wide Stile

Wall, 12″ High

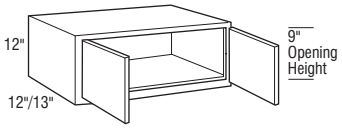

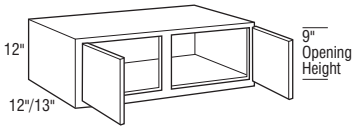

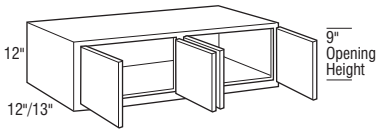

	C	D	F	H	I	J	K	L	M	O	P	Q
W912 L or R	874	806	739	697	680	655	643	634	610	603	569	557
W1212 L or R	923	848	773	735	712	692	675	668	643	635	592	584
W1512 L or R	964	883	801	767	752	722	707	699	674	666	620	609
W1812 L or R	1036	952	868	812	796	771	758	744	713	707	670	653
W2112 L or R	1049	964	879	833	819	792	767	762	737	722	675	661
W2412 L or R	1065	979	893	851	830	805	786	777	752	738	693	674
W2412	1203	1107	1010	954	934	907	890	872	847	832	787	773
W2712	1307	1203	1099	1039	1017	983	971	951	922	908	855	839
W3012	1419	1303	1186	1122	1099	1066	1045	1026	998	979	924	907
W3312	1458	1344	1230	1166	1142	1107	1088	1066	1035	1014	960	940
W3612	1510	1392	1275	1210	1185	1144	1122	1107	1070	1047	991	974
W3912	1544	1427	1309	1240	1217	1177	1152	1132	1098	1085	1018	1004
W4212	1611	1484	1357	1278	1256	1213	1186	1166	1131	1111	1057	1037
W4512	1848	1705	1561	1468	1439	1394	1366	1338	1303	1279	1217	1188
W4812-4	1986	1833	1681	1580	1550	1499	1467	1440	1399	1379	1307	1278

Door & Drawer Modifications - See page E•4.

A	CG	CM	FH	GM	IBO	MFO	NBO	PEGS	PM	SM	T
•	•		•		•	•	•	•			

End Panel Modifications - See page E•8.

BBS	DDE	F	FDE	FPE	IPE	RPE	SEBK	SED
•	•	•	•	•	•		•	•

Custom Modifications - See page E•12.

ADDTK	ADRW	AOMD	ART	AS	BBKI	CBO	CCO	CD	CFNTO	CFRMO	CH	CND	CS1	CW	EX	EXD	EXO	EXU	FFV	FLUTE
•	•		+		•	•	•	+	•	•	+	•	+	+	•	•	•	•		•

FTK	INVF	LSD	MI	NOO	OBRB	P	PFBP	RFLUTE	RMR	RTK	TD	VR	WS
+		•	•		•	•	•	•		+		+	+

+Modifications with a plus sign (+) have exceptions. In the digital PDF, click on the code in the chart for details. See page E•1 for Modification Index.

Wall, 15″ High

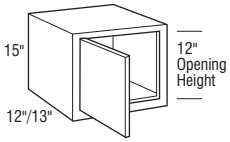

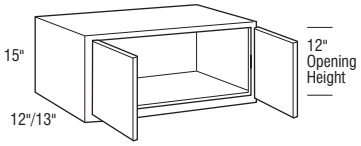

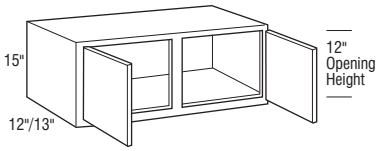

	C	D	F	H	I	J	K	L	M	O	P	Q
W915 L or R	874	806	739	697	680	655	643	634	610	603	569	557
W1215 L or R	923	848	773	735	712	692	675	668	643	635	592	584
W1515 L or R	964	883	801	767	752	722	707	699	674	666	620	609
W1815 L or R	1036	952	868	812	796	771	758	744	713	707	670	653
W2115 L or R	1049	964	879	833	819	792	767	762	737	722	675	661
W2415 L or R	1065	979	893	851	830	805	786	777	752	738	693	674
W2415	1424	1305	1186	1136	1109	1070	1052	1035	999	981	920	900
W2715	1444	1326	1208	1156	1132	1093	1073	1056	1017	1007	939	923
W3015	1464	1347	1231	1180	1155	1117	1098	1082	1042	1029	962	949
W3315	1525	1404	1284	1221	1198	1164	1131	1122	1088	1072	1006	981
W3615	1561	1444	1326	1268	1241	1203	1173	1158	1122	1107	1035	1012
W3915	1632	1508	1383	1317	1289	1251	1220	1204	1166	1146	1081	1047
W4215	1682	1550	1418	1352	1326	1278	1256	1230	1195	1175	1107	1088
W4515	1835	1691	1548	1466	1438	1390	1360	1337	1295	1277	1205	1180
W4815	1905	1756	1607	1529	1494	1443	1420	1397	1352	1329	1250	1225

Door & Drawer Modifications - See page E•4.

A	CG	CM	FH	GM	IBO	MFO	NBO	PEGS	PM	SM	T
•	•	+	•	+	•	•	•	•		+	

End Panel Modifications - See page E•8.

BBS	DDE	F	FDE	FPE	IPE	RPE	SEBK	SED
•	•	•	•	•	•		•	•

Custom Modifications - See page E•12.

ADDTK	ADRW	AOMD	ART	AS	BBKI	CBO	CCO	CD	CFNTO	CFRMO	CH	CND	CS1	CW	EX	EXD	EXO	EXU	FFV	FLUTE
	•		+		•	•	•	+	•	•	+	•	+	+	•	•	•	•		•

FTK	INVF	LSD	MI	NOO	OBRB	P	PFBP	RFLUTE	RMR	RTK	TD	VR	WS
+		•	•		•	•	•	•		+		+	+

+Modifications with a plus sign (+) have exceptions. In the digital PDF, click on the code in the chart for details. See page E•1 for Modification Index.

Wall Vertical-lift, 15″, 18″, or 21″ High

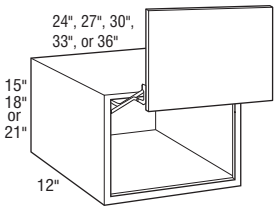

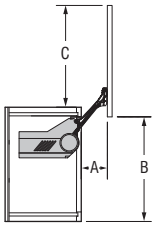

	C	D	F	H	I	J	K	L	M	O	P	Q
WVL2415	2563	2362	2162	2037	1998	1933	1892	1868	1803	1779	1681	1650
WVL2715	2604	2401	2199	2074	2035	1970	1929	1904	1840	1816	1717	1687
WVL3015	2641	2438	2236	2111	2072	2008	1966	1941	1877	1852	1754	1724
WVL3315	2677	2475	2274	2149	2109	2045	2016	1979	1915	1889	1792	1761
WVL3615	2714	2512	2311	2186	2147	2082	2054	2016	1952	1928	1830	1799
WVL2418	2670	2460	2249	2122	2078	2014	1969	1943	1877	1851	1749	1717
WVL2718	2709	2498	2286	2160	2116	2052	2007	1980	1915	1888	1786	1754
WVL3018	2746	2535	2323	2197	2153	2088	2044	2017	1952	1926	1824	1792
WVL3318	2784	2572	2359	2234	2191	2125	2080	2055	1989	1963	1863	1830
WVL3618	2821	2608	2396	2270	2228	2163	2118	2092	2026	2000	1898	1867
WVL2421	2799	2592	2384	2260	2223	2159	2116	2091	2026	2000	1901	1870
WVL2721	2836	2629	2421	2297	2260	2196	2153	2128	2063	2037	1938	1907
WVL3021	2873	2666	2458	2334	2297	2233	2191	2165	2101	2074	1976	1944
WVL3321	2909	2703	2496	2373	2334	2269	2228	2202	2138	2111	2013	1981
WVL3621	2948	2741	2533	2409	2373	2307	2264	2239	2174	2149	2051	2019

- On 24 1/4″ to 36″ wide, grain on center panels and slab doors will run horizontally and door rail configuration on non-miter doors will be unique from adjacent cabinet doors.

	Cabinet Height	A	B	C
Full Overlay	15″	5 3/4″	13 13/16″	13 3/8″
	18″	7 1/32″	17 5/16″	16 7/8″
	21″	7 1/32″	17 5/16″	16 7/8″

Door & Drawer Modifications - See page E•4.

A	CG	CM	FH	GM	IBO	MFO	NBO	PEGS	PM	SM	T
•	•					•		•			

End Panel Modifications - See page E•8.

BBS	DDE	F	FDE	FPE	IPE	RPE	SEBK	SED
•	•	•		•			•	•

Custom Modifications - See page E•12.

ADDTK	ADRW	AOMD	ART	AS	BBKI	CBO	CCO	CD	CFNTO	CFRMO	CH	CND	CS1	CW	EX	EXD	EXO	EXU	FFV	FLUTE
•	•	+			•			+		•	+			+	•	•	•	•		•

FTK	INVF	LSD	MI	NOO	OBRB	P	PFBP	RFLUTE	RMR	RTK	TD	VR	WS
•		•	•		•		•	•		+			+

+Modifications with a plus sign (+) have exceptions. In the digital PDF, click on the code in the chart for details. See page E•1 for Modification Index.

Wall, 18″ or 21″ High

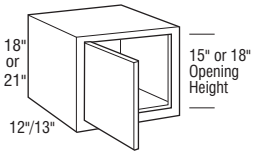

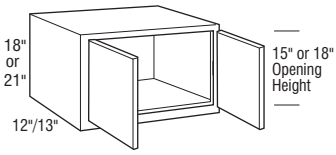

	C	D	F	H	I	J	K	L	M	O	P	Q
W918 L or R	874	806	739	697	680	655	643	634	610	603	569	557
W1218 L or R	923	848	773	735	712	692	675	668	643	635	592	584
W1518 L or R	964	883	801	767	752	722	707	699	674	666	620	609
W1818 L or R	1036	952	868	812	796	771	758	744	713	707	670	653
W2118 L or R	1049	964	879	833	819	792	767	762	737	722	675	661
W2418 L or R	1055	973	892	850	831	810	791	777	756	745	699	689
W921 L or R	894	824	755	709	699	671	659	650	628	616	584	572
W1221 L or R	940	865	790	747	729	707	693	681	659	652	609	603
W1521 L or R	976	898	821	786	767	738	722	712	692	680	635	626
W1821 L or R	1048	965	883	827	813	788	773	762	732	722	684	668
W2121 L or R	1065	979	893	851	830	805	786	777	752	738	693	674
W2421 L or R	1122	1037	952	892	878	848	827	820	790	782	737	722
W2418	1336	1235	1135	1070	1045	1011	1006	983	946	940	884	868
W2718	1468	1352	1235	1183	1158	1120	1099	1085	1043	1032	964	950
W3018	1544	1424	1303	1230	1210	1172	1146	1130	1093	1081	1012	998
W3318	1611	1484	1357	1278	1256	1213	1186	1166	1131	1111	1057	1037
W3618	1658	1531	1404	1329	1304	1264	1230	1220	1177	1165	1095	1075
W3918	1749	1614	1478	1390	1366	1317	1291	1275	1228	1215	1149	1126
W2421	1453	1336	1220	1149	1123	1085	1066	1058	1012	1008	951	930
W2721	1539	1420	1301	1236	1213	1172	1149	1131	1092	1081	1014	998
W3021	1612	1484	1356	1282	1264	1220	1197	1177	1137	1122	1056	1035
W3321	1681	1549	1417	1329	1304	1264	1230	1219	1177	1164	1100	1085
W3621	1719	1593	1466	1388	1363	1313	1288	1272	1225	1213	1140	1114
W3921	1798	1660	1522	1438	1409	1366	1336	1325	1317	1264	1188	1165

Door & Drawer Modifications - See page E•4.

A	CG	CM	FH	GM	IBO	MFO	NBO	PEGS	PM	SM	T
•	•	+	•	+	•	•	•	•	+	+	

End Panel Modifications - See page E•8.

BBS	DDE	F	FDE	FPE	IPE	RPE	SEBK	SED
•	•	•	•	•	•	•	•	•

Custom Modifications - See page E•12.

ADDTK	ADRW	AOMD	ART	AS	BBKI	CBO	CCO	CD	CFNTO	CFRMO	CH	CND	CS1	CW	EX	EXD	EXO	EXU	FFV	FLUTE
•	•		+		•	•	•	+	•	•	+	•	+	+	•	•	•	•		•

FTK	INVF	LSD	MI	NOO	OBRB	P	PFBP	RFLUTE	RMR	RTK	TD	VR	WS
+		•	•		•	•	•	•		+	•	+	+

+Modifications with a plus sign (+) have exceptions. In the digital PDF, click on the code in the chart for details. See page E•1 for Modification Index.

Wall, 18″ or 21″ High

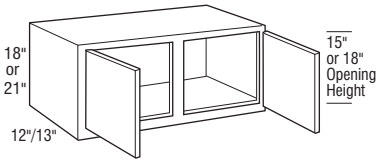

		C	D	F	H	I	J	K	L	M	O	P	Q
W4218		1826	1678	1530	1464	1435	1385	1352	1335	1290	1275	1195	1173
W4518		1835	1691	1548	1466	1438	1390	1360	1337	1295	1277	1205	1180
W4818		1925	1773	1621	1547	1510	1462	1435	1410	1366	1344	1267	1240
W4221		1901	1752	1603	1523	1493	1441	1417	1396	1348	1327	1248	1220
W4521		2015	1856	1697	1607	1574	1523	1493	1468	1421	1401	1317	1291
W4821		2099	1935	1772	1686	1652	1595	1560	1540	1490	1468	1379	1353

Door & Drawer Modifications - See page E•4.

A	CG	CM	FH	GM	IBO	MFO	NBO	PEGS	PM	SM	T
•	•	•	•	•	•	•	•	•	•	•	

End Panel Modifications - See page E•8.

BBS	DDE	F	FDE	FPE	IPE	RPE	SEBK	SED
•	•	•	•	•	•	•	•	•

Custom Modifications - See page E•12.

ADDTK	ADRW	AOMD	ART	AS	BBKI	CBO	CCO	CD	CFNTO	CFRMO	CH	CND	CS1	CW	EX	EXD	EXO	EXU	FFV	FLUTE
•	•		•		•	•	•	+	•	•	+	•		+	•	•	•	•		•

FTK	INVF	LSD	MI	NOO	OBRB	P	PFBP	RFLUTE	RMR	RTK	TD	VR	WS
•		•	•		•	•	•	•		+	•		•

+Modifications with a plus sign (+) have exceptions. In the digital PDF, click on the code in the chart for details. See page E•1 for Modification Index.

Wall Top Hinge

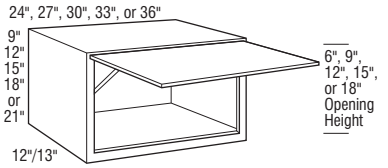

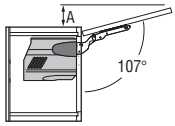

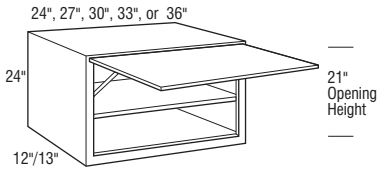

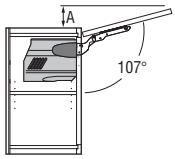

	C	D	F	H	I	J	K	L	M	O	P	Q
WTH249	2302	2119	1936	1818	1786	1723	1684	1665	1600	1584	1490	1463
WTH279	2340	2158	1977	1855	1821	1760	1719	1702	1641	1621	1527	1504
WTH309	2416	2225	2035	1923	1889	1821	1780	1765	1700	1683	1581	1555
WTH339	2416	2237	2057	1939	1907	1844	1865	1790	1734	1704	1622	1590
WTH369	2491	2295	2099	1980	1935	1886	1844	1820	1765	1733	1648	1616
WTH2412	2409	2216	2024	1903	1867	1803	1763	1742	1677	1656	1560	1531
WTH2712	2446	2255	2063	1940	1903	1840	1799	1779	1716	1693	1597	1571
WTH3012	2521	2323	2125	2007	1970	1903	1860	1841	1776	1756	1654	1625
WTH3312	2521	2328	2136	2015	1979	1914	1903	1854	1793	1766	1674	1643
WTH3612	2611	2407	2203	2079	2034	1977	1933	1907	1848	1818	1725	1692
WTH2415	2517	2314	2111	1988	1948	1884	1841	1818	1753	1729	1631	1599
WTH2715	2552	2351	2149	2025	1985	1921	1878	1855	1791	1766	1668	1639
WTH3015	2626	2420	2214	2091	2051	1985	1941	1917	1852	1829	1727	1696
WTH3315	2626	2425	2223	2100	2060	1995	1967	1930	1866	1840	1743	1711
WTH3615	2731	2519	2307	2177	2132	2068	2023	1995	1931	1903	1802	1768
WTH2418	2624	2411	2199	2073	2028	1964	1920	1894	1829	1802	1701	1668
WTH2718	2659	2447	2236	2110	2066	2001	1958	1931	1866	1839	1738	1706
WTH3018	2732	2518	2304	2175	2131	2066	2022	1994	1929	1902	1800	1766
WTH3318	2732	2521	2311	2185	2140	2075	2031	2006	1939	1914	1811	1780
WTH3618	2850	2631	2411	2276	2231	2158	2112	2082	2014	1988	1879	1845
WTH2421	2677	2468	2260	2137	2100	2035	1991	1967	1902	1876	1777	1746
WTH2721	2714	2505	2297	2173	2137	2072	2028	2005	1939	1914	1814	1783
WTH3021	2748	2541	2334	2211	2173	2109	2066	2041	1977	1950	1851	1821
WTH3321	2783	2578	2373	2249	2211	2147	2103	2078	2014	1988	1888	1857
WTH3621	2824	2616	2409	2286	2249	2184	2140	2116	2052	2025	1926	1895
WTH2424	2748	2541	2334	2211	2173	2109	2066	2041	1977	1950	1851	1821
WTH2724	2783	2578	2373	2249	2211	2147	2103	2078	2014	1988	1888	1857
WTH3024	2824	2616	2409	2286	2249	2184	2140	2116	2052	2025	1926	1895
WTH3324	2860	2653	2446	2323	2286	2221	2177	2153	2088	2062	1963	1932
WTH3624	2900	2691	2483	2359	2323	2258	2214	2191	2125	2100	2000	1969

- 9″ high will be slab with Inset styles.
- On 24 1/4″ to 36″ wide, grain on center panels and slab doors will run horizontally and door rail configuration on non-miter doors will be unique from adjacent cabinet doors.
- Not available on all door styles. See Door Style section for exceptions.
- Door lift mechanism tension can be field adjusted.
- Lift mechanism not available for order for field installation, only available factory installed.
- For 15″-24″ high, door opening can be adjusted between 75° and 107°.
- For 9″-12″ high, door will open a maximum of 107°. For applications close to a ceiling, door angle can be restricted to 75° with a Hinge Restrictor Clip (HNGRESCLIPSL75, see page P•21).
- Door will not have standard hinges and may have visible 3/16″ diameter holes used during finish processing.
- Additional accessories available for Automatic Opening mechanism modification refer to page P•16.

	A Dimension					
Cabinet Height	9″	12″	15″	18″	21″	24″
Full Overlay	2 5/8″	3 3/8″	3 11/16″	4 1/2″	5 3/8″	6 1/4″

Door & Drawer Modifications - See page E•4.

A	CG	CM	FH	GM	IBO	MFO	NBO	PEGS	PM	SM	T
•	•				•	•	•	•			

End Panel Modifications - See page E•8.

BBS	DDE	F	FDE	FPE	IPE	RPE	SEBK	SED
•	•	•		•			•	•

Custom Modifications - See page E•12.

ADDTK	ADRW	AOMD	ART	AS	BBKI	CBO	CCO	CD	CFNTO	CFRMO	CH	CND	CS1	CW	EX	EXD	EXO	EXU	FFV	FLUTE
•	•	+			•			+		•	+			+	•	•	•	•		•

FTK	INVF	LSD	MI	NOO	OBRB	P	PFBP	RFLUTE	RMR	RTK	TD	VR	WS
•		•	•		•		•	•		+	•		+

+Modifications with a plus sign (+) have exceptions. In the digital PDF, click on the code in the chart for details. See page E•1 for Modification Index.

Wall, 24″ or 27″ High

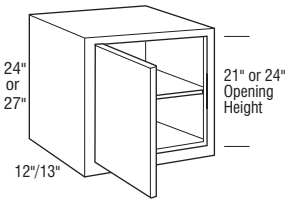

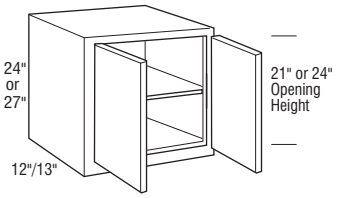

	C	D	F	H	I	J	K	L	M	O	P	Q
W924 L or R	907	839	771	726	712	685	673	664	643	632	603	587
W1224 L or R	958	879	801	765	743	722	708	700	673	666	626	616
W1524 L or R	997	915	833	797	786	754	738	729	707	699	652	642
W1824 L or R	1062	980	898	844	828	800	790	777	744	738	701	681
W2124 L or R	1088	999	911	867	848	823	797	793	767	754	708	692
W2424 L or R	1133	1049	965	909	892	865	844	832	801	794	752	738
W927 L or R	953	877	801	748	732	708	700	691	661	659	626	609
W1227 L or R	1007	930	852	802	788	762	747	732	709	700	662	650
W1527 L or R	1065	979	893	851	830	805	786	777	752	738	693	674
W1827 L or R	1101	1025	949	889	877	846	824	813	788	774	732	720
W2127 L or R	1149	1057	965	915	896	869	853	839	812	801	748	732
W2427 L or R	1189	1099	1008	954	934	904	887	877	839	829	783	763
W2424	1468	1352	1235	1165	1140	1099	1085	1073	1029	1021	964	950
W2724	1607	1485	1363	1289	1267	1221	1197	1177	1140	1122	1062	1040
W3024	1681	1549	1417	1335	1310	1271	1241	1225	1185	1169	1100	1085
W3324	1708	1574	1439	1380	1347	1307	1278	1261	1219	1202	1122	1099
W3624	1818	1670	1522	1441	1411	1371	1341	1323	1278	1261	1188	1169
W3924	1858	1714	1569	1486	1459	1409	1383	1369	1317	1305	1221	1198
W2427	1542	1426	1309	1226	1202	1165	1148	1127	1085	1073	1014	999
W2727	1693	1559	1425	1363	1334	1290	1264	1245	1202	1186	1107	1085
W3027	1749	1614	1478	1394	1369	1323	1291	1275	1230	1215	1149	1126
W3327	1779	1641	1503	1435	1403	1363	1332	1310	1271	1247	1172	1146
W3627	1869	1729	1589	1505	1476	1426	1401	1380	1332	1313	1240	1217
W3927	1952	1802	1652	1558	1522	1478	1454	1428	1426	1365	1288	1267

Door & Drawer Modifications - See page E•4.

A	CG	CM	FH	GM	IBO	MFO	NBO	PEGS	PM	SM	T
•	•	+	•	+	•	•	•	•	+	+	

End Panel Modifications - See page E•8.

BBS	DDE	F	FDE	FPE	IPE	RPE	SEBK	SED
•	•	•	•	•	•	•	•	•

Custom Modifications - See page E•12.

ADDTK	ADRW	AOMD	ART	AS	BBKI	CBO	CCO	CD	CFNTO	CFRMO	CH	CND	CS1	CW	EX	EXD	EXO	EXU	FFV	FLUTE
•	•		+	•	•	•	•	+	•	•	+	•	+	+	•	•	•	•		•

FTK	INVF	LSD	MI	NOO	OBRB	P	PFBP	RFLUTE	RMR	RTK	TD	VR	WS
+		•	•		•	•	•	•		+	•	+	+

+Modifications with a plus sign (+) have exceptions. In the digital PDF, click on the code in the chart for details. See page E•1 for Modification Index.

Wall, 24″ or 27″ High

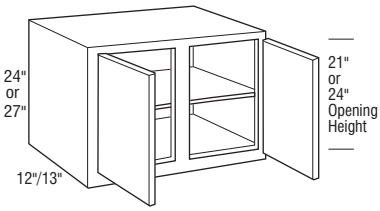

	C	D	F	H	I	J	K	L	M	O	P	Q
W4224	1922	1771	1620	1539	1508	1459	1431	1409	1365	1342	1264	1235
W4524	2031	1872	1712	1621	1589	1539	1508	1485	1437	1417	1333	1309
W4824	2110	1948	1785	1699	1665	1613	1576	1558	1505	1485	1394	1369
W4227	2088	1920	1752	1662	1631	1574	1540	1516	1468	1449	1364	1334
W4527	2119	1953	1788	1696	1661	1611	1576	1555	1502	1484	1394	1365
W4827	2303	2121	1940	1838	1804	1744	1709	1688	1626	1612	1512	1485

Door & Drawer Modifications - See page E•4.

A	CG	CM	FH	GM	IBO	MFO	NBO	PEGS	PM	SM	T
•	•	•	•	•	•	•	•	•	•	•	

End Panel Modifications - See page E•8.

BBS	DDE	F	FDE	FPE	IPE	RPE	SEBK	SED
•	•	•	•	•	•	•	•	•

Custom Modifications - See page E•12.

ADDTK	ADRW	AOMD	ART	AS	BBKI	CBO	CCO	CD	CFNTO	CFRMO	CH	CND	CS1	CW	EX	EXD	EXO	EXU	FFV	FLUTE
•	•		•	•	•	•	•	+	•	•	+	•		+	•	•	•	•		•

FTK	INVF	LSD	MI	NOO	OBRB	P	PFBP	RFLUTE	RMR	RTK	TD	VR	WS
•		•	•		•	•	•	•		+	•		•

+Modifications with a plus sign (+) have exceptions. In the digital PDF, click on the code in the chart for details. See page E•1 for Modification Index.

Wall, 30″ or 33″ High

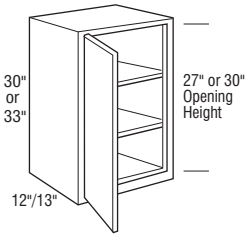

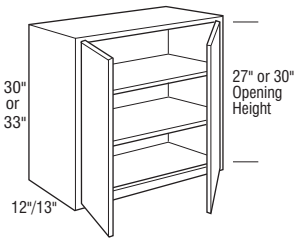

	C	D	F	H	I	J	K	L	M	O	P	Q
W930 L or R	960	890	821	766	744	725	713	706	674	673	642	626
W1230 L or R	1032	950	868	822	800	777	765	744	726	713	675	664
W1530 L or R	1088	999	911	867	848	823	797	793	767	754	708	692
W1830 L or R	1120	1040	961	907	890	861	839	828	800	791	744	736
W2130 L or R	1164	1072	980	928	913	884	869	855	827	821	766	744
W2430 L or R	1207	1114	1021	971	952	920	905	890	855	847	795	782
W933 L or R	1157	1068	980	921	893	868	855	847	808	805	768	747
W1233 L or R	1233	1137	1040	981	962	930	917	893	870	855	813	795
W1533 L or R	1297	1194	1091	1039	1017	983	960	952	922	905	851	828
W1833 L or R	1343	1248	1152	1089	1068	1030	1009	991	962	950	893	881
W2133 L or R	1390	1284	1177	1117	1094	1061	1042	1027	989	980	921	893
W2433 L or R	1446	1336	1226	1164	1141	1099	1088	1068	1027	1015	954	931
W2430	1556	1440	1325	1241	1219	1180	1164	1142	1099	1091	1030	1011
W2730	1708	1574	1439	1380	1347	1307	1278	1261	1219	1202	1122	1099
W3030	1818	1670	1522	1441	1411	1371	1341	1323	1278	1261	1188	1169
W3330	1858	1714	1569	1486	1459	1409	1383	1369	1317	1305	1221	1198
W3630	1926	1777	1628	1555	1519	1468	1440	1418	1374	1348	1271	1244
W3930	2036	1875	1714	1625	1593	1547	1510	1486	1438	1418	1335	1310
W2433	1866	1727	1588	1490	1463	1417	1396	1370	1320	1309	1235	1213
W2733	2051	1888	1726	1655	1618	1567	1532	1511	1463	1440	1345	1320
W3033	2187	2006	1824	1730	1696	1646	1612	1586	1532	1511	1426	1403
W3333	2229	2055	1882	1783	1748	1691	1659	1643	1578	1564	1465	1438
W3633	2304	2130	1957	1864	1822	1763	1727	1701	1648	1620	1522	1491
W3933	2443	2249	2055	1948	1911	1852	1810	1783	1725	1701	1602	1570

Door & Drawer Modifications - See page E•4.

A	CG	CM	FH	GM	IBO	MFO	NBO	PEGS	PM	SM	T
•	•	+	•	+	•	•	•	•	+	+	

End Panel Modifications - See page E•8.

BBS	DDE	F	FDE	FPE	IPE	RPE	SEBK	SED
•	•	•	•	•	•	•	•	•

Custom Modifications - See page E•12.

ADDTK	ADRW	AOMD	ART	AS	BBKI	CBO	CCO	CD	CFNTO	CFRMO	CH	CND	CS1	CW	EX	EXD	EXO	EXU	FFV	FLUTE
•	•		+	•	•	•	•	+	•	•	+	•	+	+	•	•	•	•		•

FTK	INVF	LSD	MI	NOO	OBRB	P	PFBP	RFLUTE	RMR	RTK	TD	VR	WS
+		•	•		•	•	•	•		+	•	+	+

+Modifications with a plus sign (+) have exceptions. In the digital PDF, click on the code in the chart for details. See page E•1 for Modification Index.

Wall, 30″ or 33″ High

	C	D	F	H	I	J	K	L	M	O	P	Q
W4230	2100	1935	1771	1681	1645	1589	1558	1531	1485	1465	1381	1347
W4530	2210	2036	1863	1771	1732	1677	1643	1621	1565	1550	1454	1424
W4830	2321	2139	1958	1855	1819	1757	1725	1702	1643	1625	1529	1502
W4233	2520	2321	2121	2014	1975	1908	1867	1839	1781	1756	1656	1618
W4533	2647	2440	2234	2121	2080	2010	1968	1944	1877	1860	1744	1707
W4833	2783	2565	2346	2222	2183	2110	2071	2042	1968	1948	1833	1802

Door & Drawer Modifications - See page E•4.

A	CG	CM	FH	GM	IBO	MFO	NBO	PEGS	PM	SM	T
•	•	•	•	•	•	•	•	•	•	•	

End Panel Modifications - See page E•8.

BBS	DDE	F	FDE	FPE	IPE	RPE	SEBK	SED
•	•	•	•	•	•	•	•	•

Custom Modifications - See page E•12.

ADDTK	ADRW	AOMD	ART	AS	BBKI	CBO	CCO	CD	CFNTO	CFRMO	CH	CND	CS1	CW	EX	EXD	EXO	EXU	FFV	FLUTE
•	•		•	•	•	•	•	+	•	•	+	•		+	•	•	•	•		•

FTK	INVF	LSD	MI	NOO	OBRB	P	PFBP	RFLUTE	RMR	RTK	TD	VR	WS
•		•	•		•	•	•	•		+	•		•

+Modifications with a plus sign (+) have exceptions. In the digital PDF, click on the code in the chart for details. See page E•1 for Modification Index.

Wall, 36″ High

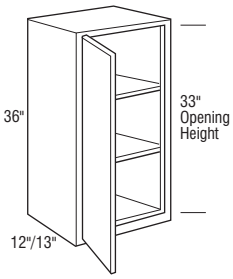

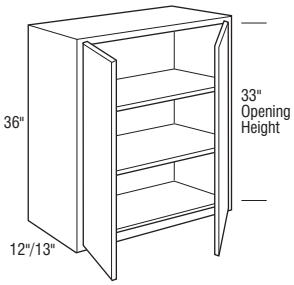

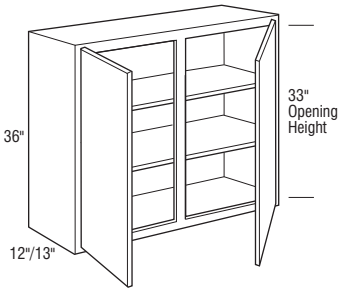

W936 L or R	1264	1164	1063	999	979	946	927	915	883	876	828	812
W1236 L or R	1352	1244	1137	1082	1056	1019	1006	986	953	944	890	872
W1536 L or R	1415	1305	1195	1132	1111	1081	1047	1037	1006	983	927	909
W1836 L or R	1471	1357	1244	1183	1158	1120	1099	1085	1043	1032	971	953
W2136 L or R	1525	1408	1290	1226	1204	1166	1142	1126	1091	1075	1008	983
W2436 L or R	1575	1454	1333	1271	1244	1204	1177	1164	1123	1108	1038	1018
W2436	1987	1835	1682	1581	1551	1499	1476	1455	1398	1388	1310	1281
W2736	2261	2085	1910	1812	1777	1720	1687	1660	1607	1586	1486	1457
W3036	2368	2183	1998	1889	1855	1796	1762	1730	1677	1652	1558	1522
W3336	2444	2255	2065	1950	1917	1851	1812	1790	1726	1704	1612	1576
W3636	2547	2344	2141	2037	1995	1932	1885	1863	1803	1774	1670	1640
W3936	2640	2436	2232	2110	2069	2000	1959	1932	1868	1840	1737	1705
W4236	2722	2507	2292	2180	2130	2063	2022	1995	1929	1903	1784	1749
W4536	2868	2643	2418	2302	2257	2182	2129	2107	2038	2008	1883	1848
W4836	2997	2766	2536	2408	2359	2286	2238	2206	2127	2107	1976	1938

Door & Drawer Modifications - See page E•4.

A	CG	CM	FH	GM	IBO	MFO	NBO	PEGS	PM	SM	T
•	•	+	•	+	•	•	•	•	+	+	•

End Panel Modifications - See page E•8.

BBS	DDE	F	FDE	FPE	IPE	RPE	SEBK	SED
•	•	•	•	•	•	•	•	•

Custom Modifications - See page E•12.

ADDTK	ADRW	AOMD	ART	AS	BBKI	CBO	CCO	CD	CFNTO	CFRMO	CH	CND	CS1	CW	EX	EXD	EXO	EXU	FFV	FLUTE
•	•		+	•	•	•	•	+	•	•	+	•	+	+	•	•	•	•		•

FTK	INVF	LSD	MI	NOO	OBRB	P	PFBP	RFLUTE	RMR	RTK	TD	VR	WS
+		•	•		•	•	•	•		+	•	+	+

+Modifications with a plus sign (+) have exceptions. In the digital PDF, click on the code in the chart for details. See page E•1 for Modification Index.

Wall Lift-up Bifold, 30″ High

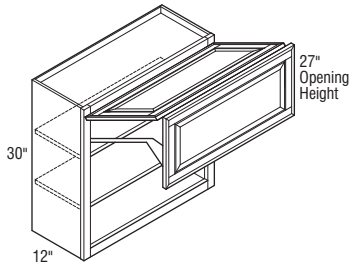

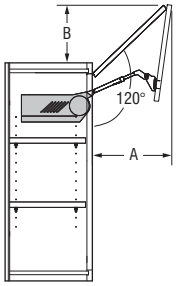

	C	D	F	H	I	J	K	L	M	O	P	Q
WLUBF2430	3043	2840	2638	2514	2475	2411	2369	2345	2281	2256	2158	2127
WLUBF2730	3055	2854	2652	2529	2488	2448	2406	2382	2317	2293	2195	2164
WLUBF3030	3089	2888	2688	2564	2522	2483	2444	2419	2354	2330	2232	2201
WLUBF3330	3128	2925	2723	2600	2560	2519	2480	2455	2391	2367	2268	2238
WLUBF3630	3165	2962	2760	2635	2597	2557	2517	2493	2428	2405	2306	2276

- On 24 1/4″ to 36″ wide, grain on center panels and slab doors will run horizontally and door rail configuration on non-miter doors will be unique from adjacent cabinet doors.
- Door opens to 120°. Angle restriction clips available; see page P•20.
- Additional accessories available for Automatic Opening Mechanism modification, refer to page P•16.

	Cabinet Height	A	B
Full Overlay	30″	14 3/8″	7 3/8″

Door & Drawer Modifications - See page E•4.

A	CG	CM	FH	GM	IBO	MFO	NBO	PEGS	PM	SM	T
•	•							•			

End Panel Modifications - See page E•8.

BBS	DDE	F	FDE	FPE	IPE	RPE	SEBK	SED
•	•	•		•			•	•

Custom Modifications - See page E•12.

ADDTK	ADRW	AOMD	ART	AS	BBKI	CBO	CCO	CD	CFNTO	CFRMO	CH	CND	CS1	CW	EX	EXD	EXO	EXU	FFV	FLUTE
•	•	•		•	•			+			+			+	•	•	•	•		•

FTK	INVF	LSD	MI	NOO	OBRB	P	PFBP	RFLUTE	RMR	RTK	TD	VR	WS
•		•	•		•		•	•		+			+

+Modifications with a plus sign (+) have exceptions. In the digital PDF, click on the code in the chart for details. See page E•1 for Modification Index.

Wall, 39″ or 42″ High

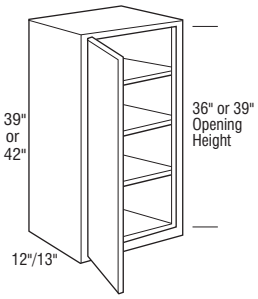

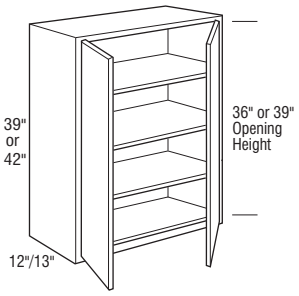

	C	D	F	H	I	J	K	L	M	O	P	Q
W939 L or R	1350	1244	1139	1065	1046	1011	991	978	946	934	885	868
W1239 L or R	1446	1332	1217	1155	1130	1092	1073	1058	1018	1010	954	931
W1539 L or R	1510	1394	1279	1212	1189	1152	1122	1108	1073	1057	991	972
W1839 L or R	1576	1454	1332	1266	1238	1198	1177	1161	1117	1104	1038	1018
W2139 L or R	1630	1506	1383	1312	1288	1247	1223	1204	1166	1150	1081	1057
W2439 L or R	1683	1555	1426	1359	1332	1288	1261	1244	1203	1185	1109	1091
W942 L or R	1440	1326	1212	1152	1131	1093	1073	1056	1019	1010	946	924
W1242 L or R	1527	1404	1282	1212	1186	1146	1123	1109	1073	1056	1005	980
W1542 L or R	1579	1456	1333	1271	1244	1204	1177	1164	1123	1108	1038	1018
W1842 L or R	1650	1529	1408	1326	1303	1261	1226	1213	1175	1155	1098	1056
W2142 L or R	1720	1588	1456	1385	1356	1310	1288	1268	1221	1208	1132	1111
W2442 L or R	1767	1633	1499	1418	1389	1341	1323	1304	1256	1241	1169	1142
W2439	2129	1964	1800	1693	1659	1603	1578	1557	1493	1484	1402	1374
W2739	2423	2233	2044	1941	1902	1845	1804	1776	1718	1699	1589	1559
W3039	2535	2337	2140	2023	1982	1920	1883	1855	1796	1770	1663	1628
W3339	2622	2414	2205	2090	2051	1980	1941	1914	1849	1822	1723	1687
W3639	2726	2509	2292	2175	2131	2068	2019	1992	1929	1900	1785	1752
W3939	2825	2605	2386	2257	2213	2146	2098	2068	1999	1968	1860	1823
W2442	2180	2013	1846	1737	1702	1648	1617	1597	1537	1521	1437	1409
W2742	2541	2345	2149	2040	1998	1938	1900	1872	1808	1783	1673	1644
W3042	2639	2436	2233	2120	2082	2010	1971	1940	1876	1851	1742	1705
W3342	2752	2536	2320	2191	2149	2072	2036	2000	1938	1910	1808	1772
W3642	2857	2632	2407	2281	2232	2157	2115	2087	2010	1991	1875	1840
W3942	2944	2714	2483	2351	2307	2233	2212	2157	2085	2052	1938	1900

Door & Drawer Modifications - See page E•4.

A	CG	CM	FH	GM	IBO	MFO	NBO	PEGS	PM	SM	T
•	•	+	•	+	•	•	•	•	+	+	•

End Panel Modifications - See page E•8.

BBS	DDE	F	FDE	FPE	IPE	RPE	SEBK	SED
•	•	•	•	•	•	•	•	•

Custom Modifications - See page E•12.

ADDTK	ADRW	AOMD	ART	AS	BBKI	CBO	CCO	CD	CFNTO	CFRMO	CH	CND	CS1	CW	EX	EXD	EXO	EXU	FFV	FLUTE
•	•		+	•	•	•	•	+	•	•	+	•	+	+	•	•	•	•		•

FTK	INVF	LSD	MI	NOO	OBRB	P	PFBP	RFLUTE	RMR	RTK	TD	VR	WS
+		•	•		•	•	•	•		+	•	+	+

+Modifications with a plus sign (+) have exceptions. In the digital PDF, click on the code in the chart for details. See page E•1 for Modification Index.

Wall, 39″ or 42″ High

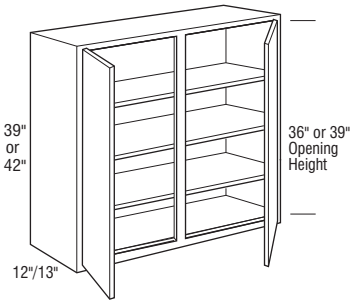

	C	D	F	H	I	J	K	L	M	O	P	Q
W4239	2913	2682	2452	2332	2284	2204	2164	2131	2065	2037	1910	1874
W4539	3074	2831	2588	2466	2415	2336	2283	2253	2180	2149	2017	1976
W4839	3208	2959	2710	2576	2526	2446	2393	2362	2281	2253	2115	2072
W4242	3023	2790	2557	2433	2387	2307	2259	2228	2157	2120	1995	1953
W4542	3194	2944	2695	2554	2507	2420	2379	2342	2258	2236	2102	2059
W4842	3342	3082	2822	2684	2634	2546	2491	2457	2379	2342	2200	2158

Door & Drawer Modifications - See page E•4.

A	CG	CM	FH	GM	IBO	MFO	NBO	PEGS	PM	SM	T
•	•	•	•	•	•	•	•	•	•	•	•

End Panel Modifications - See page E•8.

BBS	DDE	F	FDE	FPE	IPE	RPE	SEBK	SED
•	•	•	•	•	•	•	•	•

Custom Modifications - See page E•12.

ADDTK	ADRW	AOMD	ART	AS	BBKI	CBO	CCO	CD	CFNTO	CFRMO	CH	CND	CS1	CW	EX	EXD	EXO	EXU	FFV	FLUTE
•	•		•	•	•	•	•	+	•	•	+	•		+	•	•	•	•		•

FTK	INVF	LSD	MI	NOO	OBRB	P	PFBP	RFLUTE	RMR	RTK	TD	VR	WS
•		•	•		•	+	•	•		+	•		•

+Modifications with a plus sign (+) have exceptions. In the digital PDF, click on the code in the chart for details. See page E•1 for Modification Index.

Wall, 45″ or 48″ High

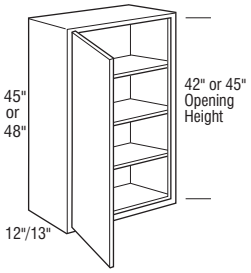

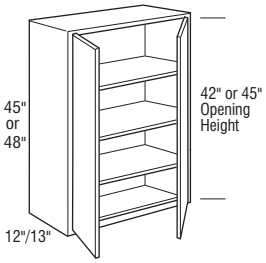

	C	D	F	H	I	J	K	L	M	O	P	Q
W945 L or R	1872	1723	1574	1499	1468	1421	1396	1370	1326	1312	1228	1198
W1245 L or R	1979	1824	1670	1574	1540	1490	1463	1440	1396	1370	1305	1276
W1545 L or R	2050	1889	1729	1649	1617	1566	1529	1511	1463	1439	1345	1325
W1845 L or R	2149	1989	1829	1723	1689	1639	1592	1576	1524	1502	1427	1370
W2145 L or R	2243	2066	1889	1802	1761	1702	1673	1646	1586	1569	1469	1444
W2445 L or R	2295	2120	1945	1845	1805	1745	1718	1692	1631	1614	1519	1485
W948 L or R	2070	1907	1745	1670	1641	1599	1583	1553	1491	1481	1361	1334
W1248 L or R	2182	2008	1835	1757	1725	1686	1665	1634	1570	1559	1431	1403
W1548 L or R	2278	2102	1926	1840	1807	1762	1745	1708	1644	1633	1502	1468
W1848 L or R	2381	2191	2000	1919	1877	1829	1818	1781	1707	1701	1561	1531
W2148 L or R	2477	2287	2097	1996	1957	1908	1892	1857	1779	1772	1631	1597
W2448 L or R	2560	2361	2162	2063	2022	1975	1953	1920	1840	1830	1687	1649
W2445	2838	2616	2395	2258	2212	2146	2102	2073	1999	1976	1867	1832
W2745	3312	3051	2790	2650	2598	2518	2468	2429	2350	2320	2174	2138
W3045	3434	3166	2899	2759	2708	2610	2564	2521	2437	2407	2259	2218
W3345	3573	3294	3015	2846	2790	2696	2644	2602	2518	2482	2350	2300
W3645	3716	3422	3127	2959	2897	2802	2752	2713	2610	2588	2436	2392
W3945	3828	3529	3230	3058	3000	2899	2875	2802	2710	2666	2518	2468
W2448	2947	2713	2479	2381	2334	2265	2251	2212	2115	2108	1933	1892
W2748	3670	3377	3083	2953	2899	2831	2804	2747	2642	2619	2407	2359
W3048	3800	3502	3204	3077	3018	2941	2916	2860	2740	2727	2495	2448
W3348	3932	3628	3323	3181	3118	3036	3021	2949	2838	2816	2592	2540
W3648	4110	3786	3461	3297	3232	3149	3133	3069	2942	2925	2700	2647
W3948	4284	3949	3614	3415	3340	3261	3238	3166	3045	3024	2816	2763

Door & Drawer Modifications - See page E•4.

A	CG	CM	FH	GM	IBO	MFO	NBO	PEGS	PM	SM	T
•	•	+	•	+	•	•	•	•	+	+	•

End Panel Modifications - See page E•8.

BBS	DDE	F	FDE	FPE	IPE	RPE	SEBK	SED
•	•	•	•	•	•	•	•	•

Custom Modifications - See page E•12.

ADDTK	ADRW	AOMD	ART	AS	BBKI	CBO	CCO	CD	CFNTO	CFRMO	CH	CND	CS1	CW	EX	EXD	EXO	EXU	FFV	FLUTE
•	•		+	•	•	•	•	+	•	•	+	•	+	+	•	•	•	•		•

FTK	INVF	LSD	MI	NOO	OBRB	P	PFBP	RFLUTE	RMR	RTK	TD	VR	WS
+		•	•		•	•	•	•		+		+	+

+Modifications with a plus sign (+) have exceptions. In the digital PDF, click on the code in the chart for details. See page E•1 for Modification Index.

Wall, 45″ and 48″ High

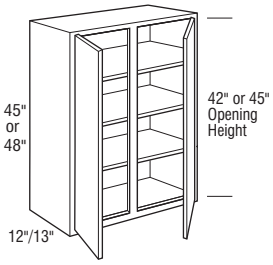

	C	D	F	H	I	J	K	L	M	O	P	Q
W4245	3930	3627	3323	3163	3102	3000	2940	2893	2802	2759	2596	2540
W4545	4156	3827	3498	3322	3260	3147	3087	3041	2937	2902	2728	2675
W4845	4349	4008	3668	3490	3423	3311	3241	3189	3087	3041	2857	2804
W4248	4376	4032	3688	3518	3445	3364	3338	3273	3140	3121	2875	2816
W4548	4582	4227	3872	3704	3627	3539	3503	3440	3306	3284	3021	2955
W4848	4820	4443	4066	3877	3800	3711	3672	3603	3460	3433	3166	3108

Door & Drawer Modifications - See page E•4.

A	CG	CM	FH	GM	IBO	MFO	NBO	PEGS	PM	SM	T
•	•	•	•	•	•	•	•	•	•		•

End Panel Modifications - See page E•8.

BBS	DDE	F	FDE	FPE	IPE	RPE	SEBK	SED
•	•	•	•	•	•	•	•	•

Custom Modifications - See page E•12.

ADDTK	ADRW	AOMD	ART	AS	BBKI	CBO	CCO	CD	CFNTO	CFRMO	CH	CND	CS1	CW	EX	EXD	EXO	EXU	FFV	FLUTE
•	•		•	•	•	•	•	+	•	•	+	•		+	•	•	•	•		•

FTK	INVF	LSD	MI	NOO	OBRB	P	PFBP	RFLUTE	RMR	RTK	TD	VR	WS
•		•	•		•	+	•	•		+			•

+Modifications with a plus sign (+) have exceptions. In the digital PDF, click on the code in the chart for details. See page E•1 for Modification Index.

Wall Two Drawer, 18″ High

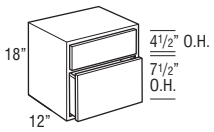

	C	D	F	H	I	J	K	L	M	O	P	Q
W2D1218	1699	1557	1416	1342	1316	1277	1247	1228	1179	1173	1109	1091
W2D1518	1747	1605	1464	1385	1358	1316	1287	1268	1221	1211	1145	1125
W2D1818	1795	1653	1512	1428	1400	1355	1327	1308	1263	1249	1181	1159
W2D2118	1843	1701	1560	1471	1442	1394	1367	1348	1305	1287	1217	1193
W2D2418	1899	1752	1606	1514	1484	1436	1406	1387	1341	1324	1252	1227
W2D2718	2487	2294	2101	1985	1943	1882	1843	1817	1757	1733	1640	1607
W2D3018	2540	2343	2145	2027	1985	1920	1882	1854	1794	1770	1673	1642
W2D3318	2632	2428	2223	2097	2056	1992	1948	1922	1859	1833	1735	1701
W2D3618	2683	2475	2267	2139	2097	2028	1987	1961	1896	1870	1768	1733

- Drawer Front openings will not align with the A2DRW modification.

Door & Drawer Modifications - See page E•4.

A	CG	CM	FH	GM	IBO	MFO	NBO	PEGS	PM	SM	T
								•			

End Panel Modifications - See page E•8.

BBS	DDE	F	FDE	FPE	IPE	RPE	SEBK	SED
•	•	•	•	•			•	•

Custom Modifications - See page E•12.

ADDTK	ADRW	AOMD	ART	AS	BBKI	CBO	CCO	CD	CFNTO	CFRMO	CH	CND	CS1	CW	EX	EXD	EXO	EXU	FFV	FLUTE
•					•	•	•	+	•	•	+			+	•	•	•	•		•

FTK	INVF	LSD	MI	NOO	OBRB	P	PFBP	RFLUTE	RMR	RTK	TD	VR	WS
+		•	•		•		•	•		+			+

+Modifications with a plus sign (+) have exceptions. In the digital PDF, click on the code in the chart for details. See page E•1 for Modification Index.

Wall Appliance Garage, 48″, 51″, or 54″ High

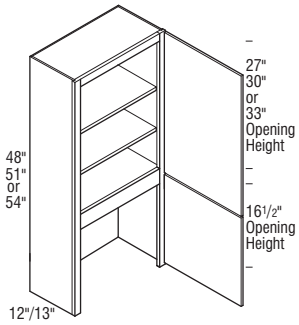

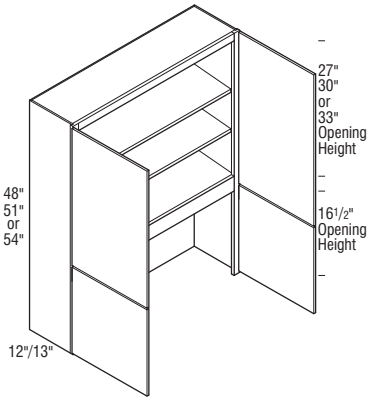

	C	D	F	H	I	J	K	L	M	O	P	Q
WAG1548 L or R	1935	1816	1696	1624	1592	1540	1499	1471	1419	1389	1317	1280
WAG1848 L or R	1990	1883	1775	1693	1655	1602	1562	1527	1482	1447	1383	1351
WAG2148 L or R	2062	1943	1824	1749	1711	1661	1620	1592	1536	1506	1428	1390
WAG2448 L or R	2328	2136	1943	1841	1802	1735	1706	1679	1613	1594	1491	1454
WAG1551 L or R	2176	2046	1916	1835	1796	1740	1691	1662	1602	1570	1491	1448
WAG1851 L or R	2233	2119	2005	1914	1873	1809	1765	1727	1673	1639	1564	1524
WAG2151 L or R	2557	2343	2129	2012	1969	1896	1864	1832	1760	1738	1623	1580
WAG2451 L or R	2617	2405	2192	2073	2031	1959	1925	1894	1822	1800	1686	1643
WAG1554 L or R	2286	2148	2010	1925	1883	1822	1775	1734	1681	1643	1561	1518
WAG1854 L or R	2379	2232	2085	1994	1948	1888	1847	1808	1743	1711	1622	1588
WAG2154 L or R	2455	2312	2168	2061	2027	1969	1928	1886	1824	1786	1693	1652
WAG2454 L or R	2727	2507	2286	2169	2119	2054	2007	1976	1902	1882	1749	1718
WAG2448	3052	2810	2568	2405	2355	2276	2250	2211	2112	2102	1973	1933
WAG2748	3361	3084	2808	2680	2626	2530	2479	2444	2353	2316	2160	2116
WAG3048	3554	3261	2969	2808	2750	2660	2603	2563	2473	2435	2290	2246
WAG3348	3669	3377	3084	2903	2848	2750	2688	2647	2557	2522	2373	2320
WAG3648	3801	3502	3203	3033	2967	2868	2807	2763	2671	2632	2468	2415
WAG2451	3429	3161	2892	2708	2653	2564	2533	2486	2382	2363	2223	2177
WAG2751	3782	3470	3157	3018	2955	2849	2794	2753	2650	2608	2435	2388
WAG3051	3994	3666	3338	3157	3093	2992	2930	2883	2785	2741	2577	2530
WAG3351	4119	3795	3470	3266	3204	3093	3025	2979	2878	2841	2673	2613
WAG3651	4278	3940	3602	3413	3335	3229	3156	3110	3006	2965	2774	2720
WAG2454	3525	3244	2962	2774	2722	2626	2591	2549	2444	2425	2277	2232
WAG2754	3961	3642	3323	3157	3092	2988	2927	2881	2773	2743	2563	2511
WAG3054	4162	3826	3490	3300	3231	3124	3059	3014	2910	2867	2689	2634
WAG3354	4305	3970	3636	3417	3345	3231	3161	3110	3006	2964	2800	2738
WAG3654	4487	4125	3763	3560	3489	3371	3293	3251	3139	3095	2909	2848

- Change Height modification will increase the height of the upper cabinet section. The bottom section will retain its original height.
- Bottom edge not trimmable.

Door & Drawer Modifications - See page E•4.

A	CG	CM	FH	GM	IBO	MFO	NBO	PEGS	PM	SM	T
•	•	•	•	+	•	•	•	•	•	•	

End Panel Modifications - See page E•8.

BBS	DDE	F	FDE	FPE	IPE	RPE	SEBK	SED
•	•	•		•	•	•	•	

Custom Modifications - See page E•12.

ADDTK	ADRW	AOMD	ART	AS	BBKI	CBO	CCO	CD	CFNTO	CFRMO	CH	CND	CS1	CW	EX	EXD	EXO	EXU	FFV	FLUTE
				•	•	•	•	+	•	•	+	•		+	•		•	•		•

FTK	INVF	LSD	MI	NOO	OBRB	P	PFBP	RFLUTE	RMR	RTK	TD	VR	WS
		•	•					•				+	•

+Modifications with a plus sign (+) have exceptions. In the digital PDF, click on the code in the chart for details. See page E•1 for Modification Index.

Wall Appliance Garage, 57″ or 60″ High

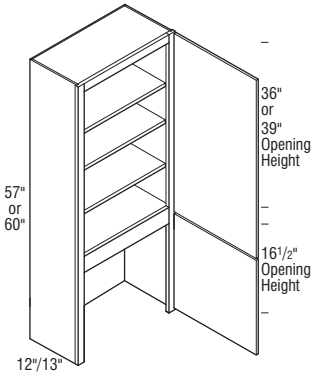

	C	D	F	H	I	J	K	L	M	O	P	Q
WAG1557 L or R	2408	2261	2115	2024	1980	1921	1869	1826	1774	1729	1648	1598
WAG1857 L or R	2508	2351	2194	2103	2054	1989	1945	1903	1836	1803	1711	1671
WAG2157 L or R	2587	2435	2283	2184	2136	2072	2028	1987	1924	1884	1783	1742
WAG2457 L or R	2865	2634	2404	2285	2234	2162	2110	2078	2008	1979	1845	1809
WAG1560 L or R	2467	2314	2160	2071	2022	1960	1908	1876	1816	1776	1679	1641
WAG1860 L or R	2572	2417	2262	2154	2106	2044	1987	1948	1888	1847	1771	1704
WAG2160 L or R	2676	2511	2346	2250	2195	2125	2085	2038	1971	1934	1832	1790
WAG2460 L or R	2938	2701	2465	2333	2285	2202	2160	2129	2053	2024	1895	1852
WAG2457	3711	3412	3112	2922	2864	2761	2727	2682	2572	2551	2396	2351
WAG2757	4160	3827	3494	3323	3251	3143	3081	3032	2920	2887	2694	2642
WAG3057	4379	4024	3669	3469	3396	3282	3218	3167	3060	3018	2828	2649
WAG3357	4536	4175	3815	2356	3524	3282	3218	3167	3060	3018	2828	2772
WAG3657	4721	4338	3955	3744	3668	3547	3462	3422	3304	3256	3058	2995
WAG2460	3732	3435	3138	2950	2887	2791	2747	2703	2593	2575	2418	2365
WAG2760	4283	3932	3582	3405	3333	3223	3160	3109	2997	2962	2763	2716
WAG3060	4467	4105	3743	3550	3483	3364	3293	3241	3128	3083	2892	2834
WAG3360	4892	4398	3904	3674	3601	3476	3405	3344	3240	3188	3017	2949
WAG3660	4831	4440	4049	3826	3743	3618	3544	3497	3370	3331	3133	3069

- Change Height modification will increase the height of the upper cabinet section. The bottom section will retain its original height.
- Bottom edge not trimmable.

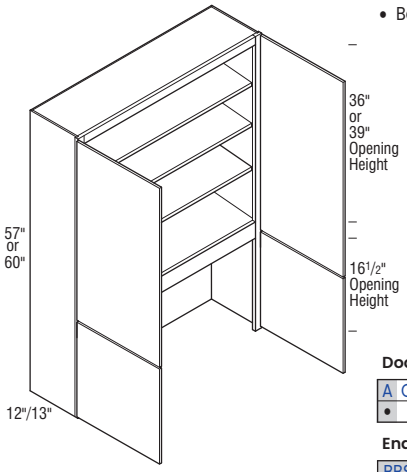

Door & Drawer Modifications - See page E•4.

A	CG	CM	FH	GM	IBO	MFO	NBO	PEGS	PM	SM	T
•	•	•	•	+	•	•	•	•	•	•	

End Panel Modifications - See page E•8.

BBS	DDE	F	FDE	FPE	IPE	RPE	SEBK	SED
•	•	•		•	•	•	•	

Custom Modifications - See page E•12.

ADDTK	ADRW	AOMD	ART	AS	BBKI	CBO	CCO	CD	CFNTO	CFRMO	CH	CND	CS1	CW	EX	EXD	EXO	EXU	FFV	FLUTE
				•	•	•	•	+	•	•	+	•		+	•		•	•		•

FTK	INVF	LSD	MI	NOO	OBRB	P	PFBP	RFLUTE	RMR	RTK	TD	VR	WS
		•	•					•				+	•

+Modifications with a plus sign (+) have exceptions. In the digital PDF, click on the code in the chart for details. See page E•1 for Modification Index.

NEW Wall Appliance Garage with Pocket Doors, 15″ Deep

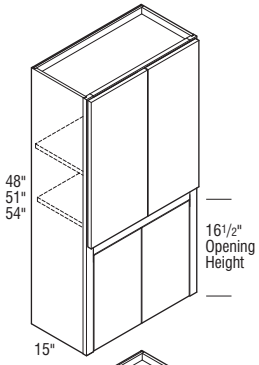

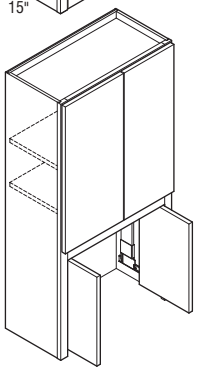

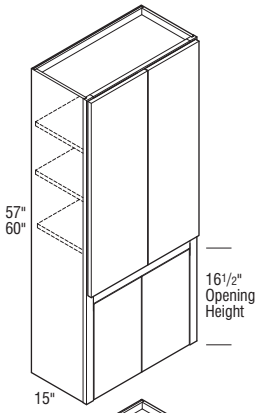

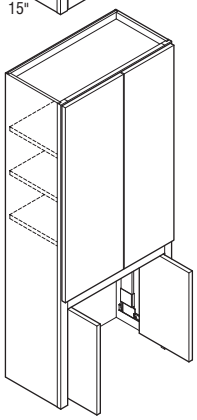

		C	D	F	H	I	J	K	L	M	O	P	Q
WAG244815PD		3752	3510	3268	3105	3055	2976	2950	2911	2812	2802	2673	2633
WAG274815PD		4061	3784	3508	3380	3326	3230	3179	3144	3053	3016	2860	2816
WAG304815PD		4254	3961	3669	3508	3450	3360	3303	3263	3173	3135	2990	2946
WAG334815PD		4369	4077	3784	3603	3548	3450	3388	3347	3257	3222	3073	3020
WAG364815PD		4501	4202	3903	3733	3667	3568	3507	3463	3371	3332	3168	3115
WAG245115PD		4129	3861	3592	3408	3353	3264	3233	3186	3082	3063	2923	2877
WAG275115PD		4482	4170	3857	3718	3655	3549	3494	3453	3350	3308	3135	3088
WAG305115PD		4694	4366	4038	3857	3793	3692	3630	3583	3485	3441	3277	3230
WAG335115PD		4819	4495	4170	3966	3904	3793	3725	3679	3578	3541	3373	3313
WAG365115PD		4978	4640	4302	4113	4035	3929	3856	3810	3706	3665	3474	3420
WAG245415PD		4225	3944	3662	3474	3422	3326	3291	3249	3144	3125	2977	2932
WAG275415PD		4661	4342	4023	3857	3792	3688	3627	3581	3473	3443	3263	3211
WAG305415PD		4862	4526	4190	4000	3931	3824	3759	3714	3610	3567	3389	3334
WAG335415PD		5005	4670	4336	4117	4045	3931	3861	3810	3706	3664	3500	3438
WAG365415PD		5187	4825	4463	4260	4189	4071	3993	3951	3839	3795	3609	3548
WAG245715PD		4411	4112	3812	3622	3564	3461	3427	3382	3272	3251	3096	3051
WAG275715PD		4860	4527	4194	4023	3951	3843	3781	3732	3620	3587	3394	3342
WAG305715PD		5079	4724	4369	4169	4096	3982	3918	3867	3760	3718	3528	3349
WAG335715PD		5236	4875	4515	3056	4224	3982	3918	3867	3760	3718	3528	3472
WAG365715PD		5421	5038	4655	4444	4368	4247	4162	4122	4004	3956	3758	3695
WAG246015PD		4432	4135	3838	3650	3587	3491	3447	3403	3293	3275	3118	3065
WAG276015PD		4983	4632	4282	4105	4033	3923	3860	3809	3697	3662	3463	3416
WAG306015PD		5167	4805	4443	4250	4183	4064	3993	3941	3828	3783	3592	3534
WAG336015PD		5592	5098	4604	4374	4301	4176	4105	4044	3940	3888	3717	3649
WAG366015PD		5531	5140	4749	4526	4443	4318	4244	4197	4070	4031	3833	3769

- Soft-close feature not available.
- Pocket doors not available for field installation, only available factory installed.
- Hardware will be visible if used with transparent textured glass.
- When closed, pocket doors will sit flush inside face of cabinet box giving an inset look.
- Pocket doors will have 1/4″ reveal on bottom with 1/8″ reveal on top and sides.
- When pocket doors are open, they will project past the face frame. See projection amount in chart for standard depths. If sizing modifications are used this dimension may change.
- Useable interior garage width is reduced by 3″.
- Bottom edge not trimmable.
- Not available with door styles with onlay moulding.

Door & Drawer Modifications - See page E•4.

A	CG	CM	FH	GM	IBO	MFO	NBO	PEGS	PM	SM	T
+	•	+	•	+	•	•	•	•	+	+	

End Panel Modifications - See page E•8.

BBS	DDE	F	FDE	FPE	IPE	RPE	SEBK	SED
•	•	•		•	•	•	•	

Custom Modifications - See page E•12.

ADDTK	ADRW	AOMD	ART	AS	BBKI	CBO	CCO	CD	CFNTO	CFRMO	CH	CND	CS1	CW	EX	EXD	EXO	EXU	FFV	FLUTE
				•	•	•	•	+	•	•	+	+		+	•		•	•		•

FTK	INVF	LSD	MI	NOO	OBRB	P	PFBP	RFLUTE	RMR	RTK	TD	VR	WS
			•					•				+	+

+Modifications with a plus sign (+) have exceptions. In the digital PDF, click on the code in the chart for details. See page E•1 for Modification Index.

SKU Name	# of Doors	Projection of Door
WAG24_ _15PD	4	2 5/16"
WAG27_ _15PD	4	3 13/16"
WAG30_ _15PD	4	5 5/16"
WAG33_ _15PD	4	6 13/16"
WAG36_ _15PD	4	8 5/16"

NEW Wall Appliance Garage with Pocket Doors, 18″ Deep

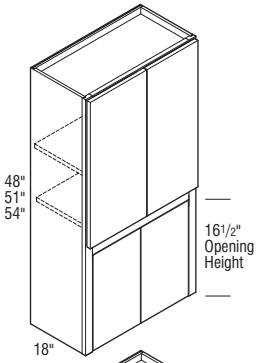

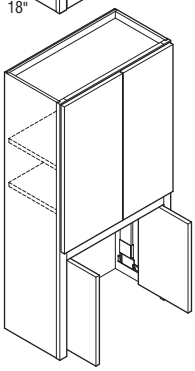

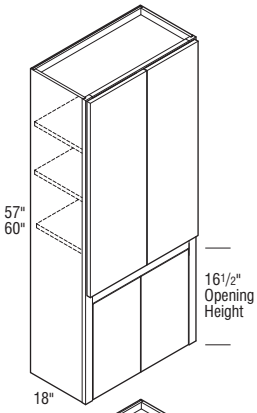

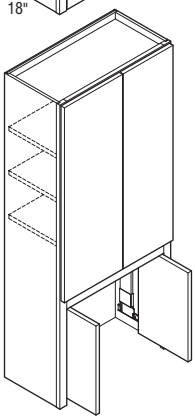

		C	D	F	H	I	J	K	L	M	O	P	Q
WAG244818PD		3752	3510	3268	3105	3055	2976	2950	2911	2812	2802	2673	2633
WAG274818PD		4061	3784	3508	3380	3326	3230	3179	3144	3053	3016	2860	2816
WAG304818PD		4254	3961	3669	3508	3450	3360	3303	3263	3173	3135	2990	2946
WAG334818PD		4369	4077	3784	3603	3548	3450	3388	3347	3257	3222	3073	3020
WAG364818PD		4501	4202	3903	3733	3667	3568	3507	3463	3371	3332	3168	3115
WAG245118PD		4129	3861	3592	3408	3353	3264	3233	3186	3082	3063	2923	2877
WAG275118PD		4482	4170	3857	3718	3655	3549	3494	3453	3350	3308	3135	3088
WAG305118PD		4694	4366	4038	3857	3793	3692	3630	3583	3485	3441	3277	3230
WAG335118PD		4819	4495	4170	3966	3904	3793	3725	3679	3578	3541	3373	3313
WAG365118PD		4978	4640	4302	4113	4035	3929	3856	3810	3706	3665	3474	3420
WAG245418PD		4225	3944	3662	3474	3422	3326	3291	3249	3144	3125	2977	2932
WAG275418PD		4661	4342	4023	3857	3792	3688	3627	3581	3473	3443	3263	3211
WAG305418PD		4862	4526	4190	4000	3931	3824	3759	3714	3610	3567	3389	3334
WAG335418PD		5005	4670	4336	4117	4045	3931	3861	3810	3706	3664	3500	3438
WAG365418PD		5187	4825	4463	4260	4189	4071	3993	3951	3839	3795	3609	3548
WAG245718PD		4411	4112	3812	3622	3564	3461	3427	3382	3272	3251	3096	3051
WAG275718PD		4860	4527	4194	4023	3951	3843	3781	3732	3620	3587	3394	3342
WAG305718PD		5079	4724	4369	4169	4096	3982	3918	3867	3760	3718	3528	3349
WAG335718PD		5236	4875	4515	3056	4224	3982	3918	3867	3760	3718	3528	3472
WAG365718PD		5421	5038	4655	4444	4368	4247	4162	4122	4004	3956	3758	3695
WAG246018PD		4432	4135	3838	3650	3587	3491	3447	3403	3293	3275	3118	3065
WAG276018PD		4983	4632	4282	4105	4033	3923	3860	3809	3697	3662	3463	3416
WAG306018PD		5167	4805	4443	4250	4183	4064	3993	3941	3828	3783	3592	3534
WAG336018PD		5592	5098	4604	4374	4301	4176	4105	4044	3940	3888	3717	3649
WAG366018PD		5531	5140	4749	4526	4443	4318	4244	4197	4070	4031	3833	3769

- Soft-close feature not available.
- Pocket doors not available for field installation, only available factory installed.
- Hardware will be visible if used with transparent textured glass.
- When closed, pocket doors will sit flush inside face of cabinet box giving an inset look.
- Pocket doors will have 1/4″ reveal on bottom with 1/8″ reveal on top and sides.
- When pocket doors are open, they will project past the face frame. See projection amount in chart for standard depths. If sizing modifications are used this dimension may change.
- Useable interior garage width is reduced by 3″.
- Bottom edge not trimmable.
- Not available with door styles with onlay moulding.

Door & Drawer Modifications - See page E•4.

A	CG	CM	FH	GM	IBO	MFO	NBO	PEGS	PM	SM	T
+	•	+	•	+	•	•	•	•	+	+	

End Panel Modifications - See page E•8.

BBS	DDE	F	FDE	FPE	IPE	RPE	SEBK	SED
•	•	•		•	•	•	•	

Custom Modifications - See page E•12.

ADDTK	ADRW	AOMD	ART	AS	BBKI	CBO	CCO	CD	CFNTO	CFRMO	CH	CND	CS1	CW	EX	EXD	EXO	EXU	FFV	FLUTE
				•	•	•	•	+	•	•	+	+		+	•		•	•		•

FTK	INVF	LSD	MI	NOO	OBRB	P	PFBP	RFLUTE	RMR	RTK	TD	VR	WS
			•					•				+	+

+Modifications with a plus sign (+) have exceptions. In the digital PDF, click on the code in the chart for details. See page E•1 for Modification Index.

SKU Name	# of Doors	Projection of Door
WAG24_ _18PD	4	2 5/16"
WAG27_ _18PD	4	3 13/16"
WAG30_ _18PD	4	3 5/16"
WAG33_ _18PD	4	2 13/16"
WAG36_ _18PD	4	4 5/16"

NEW Wall Appliance Garage with Pocket Doors, 21″ Deep

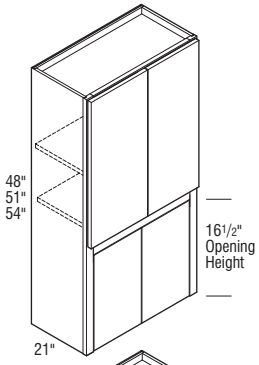

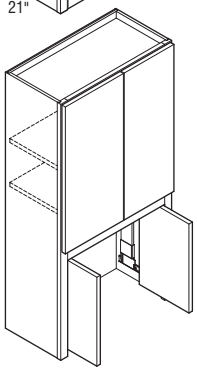

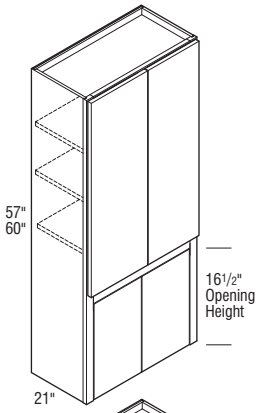

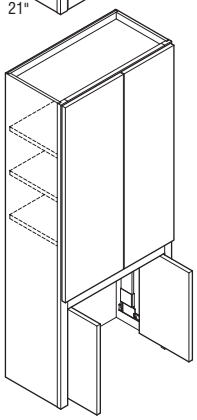

		C	D	F	H	I	J	K	L	M	O	P	Q
WAG244821PD		3752	3510	3268	3105	3055	2976	2950	2911	2812	2802	2673	2633
WAG274821PD		4061	3784	3508	3380	3326	3230	3179	3144	3053	3016	2860	2816
WAG304821PD		4254	3961	3669	3508	3450	3360	3303	3263	3173	3135	2990	2946
WAG334821PD		4369	4077	3784	3603	3548	3450	3388	3347	3257	3222	3073	3020
WAG364821PD		4501	4202	3903	3733	3667	3568	3507	3463	3371	3332	3168	3115
WAG245121PD		4129	3861	3592	3408	3353	3264	3233	3186	3082	3063	2923	2877
WAG275121PD		4482	4170	3857	3718	3655	3549	3494	3453	3350	3308	3135	3088
WAG305121PD		4694	4366	4038	3857	3793	3692	3630	3583	3485	3441	3277	3230
WAG335121PD		4819	4495	4170	3966	3904	3793	3725	3679	3578	3541	3373	3313
WAG365121PD		4978	4640	4302	4113	4035	3929	3856	3810	3706	3665	3474	3420
WAG245421PD		4225	3944	3662	3474	3422	3326	3291	3249	3144	3125	2977	2932
WAG275421PD		4661	4342	4023	3857	3792	3688	3627	3581	3473	3443	3263	3211
WAG305421PD		4862	4526	4190	4000	3931	3824	3759	3714	3610	3567	3389	3334
WAG335421PD		5005	4670	4336	4117	4045	3931	3861	3810	3706	3664	3500	3438
WAG365421PD		5187	4825	4463	4260	4189	4071	3993	3951	3839	3795	3609	3548
WAG245721PD		4411	4112	3812	3622	3564	3461	3427	3382	3272	3251	3096	3051
WAG275721PD		4860	4527	4194	4023	3951	3843	3781	3732	3620	3587	3394	3342
WAG305721PD		5079	4724	4369	4169	4096	3982	3918	3867	3760	3718	3528	3349
WAG335721PD		5236	4875	4515	3056	4224	3982	3918	3867	3760	3718	3528	3472
WAG365721PD		5421	5038	4655	4444	4368	4247	4162	4122	4004	3956	3758	3695
WAG246021PD		4432	4135	3838	3650	3587	3491	3447	3403	3293	3275	3118	3065
WAG276021PD		4983	4632	4282	4105	4033	3923	3860	3809	3697	3662	3463	3416
WAG306021PD		5167	4805	4443	4250	4183	4064	3993	3941	3828	3783	3592	3534
WAG336021PD		5592	5098	4604	4374	4301	4176	4105	4044	3940	3888	3717	3649
WAG366021PD		5531	5140	4749	4526	4443	4318	4244	4197	4070	4031	3833	3769

- Soft-close feature not available.
- Pocket doors not available for field installation, only available factory installed.
- Hardware will be visible if used with transparent textured glass.
- When closed, pocket doors will sit flush inside face of cabinet box giving an inset look.
- Pocket doors will have 1/4″ reveal on bottom with 1/8″ reveal on top and sides.
- When pocket doors are open, they will project past the face frame. See projection amount in chart for standard depths. If sizing modifications are used this dimension may change.
- Useable interior garage width is reduced by 3″.
- Bottom edge not trimmable.
- Not available with door styles with onlay moulding.

Door & Drawer Modifications - See page E•4.

A	CG	CM	FH	GM	IBO	MFO	NBO	PEGS	PM	SM	T
+	•	+	•	+	•	•	•	•	+	+	

End Panel Modifications - See page E•8.

BBS	DDE	F	FDE	FPE	IPE	RPE	SEBK	SED
•	•	•		•	•	•	•	

Custom Modifications - See page E•12.

ADDTK	ADRW	AOMD	ART	AS	BBKI	CBO	CCO	CD	CFNTO	CFRMO	CH	CND	CS1	CW	EX	EXD	EXO	EXU	FFV	FLUTE
				•	•	•	•	+	•	•	+	+		+	•		•	•		•

FTK	INVF	LSD	MI	NOO	OBRB	P	PFBP	RFLUTE	RMR	RTK	TD	VR	WS
			•					•				+	+

+Modifications with a plus sign (+) have exceptions. In the digital PDF, click on the code in the chart for details. See page E•1 for Modification Index.

SKU Name	# of Doors	Projection of Door
WAG24_ _21PD	4	2 5/16"
WAG27_ _21PD	4	3 13/16"
WAG30_ _21PD	4	3 5/16"
WAG33_ _21PD	4	2 13/16"
WAG36_ _21PD	4	2 5/16"

NEW Wall Appliance Garage with Pocket Doors, 24″ Deep

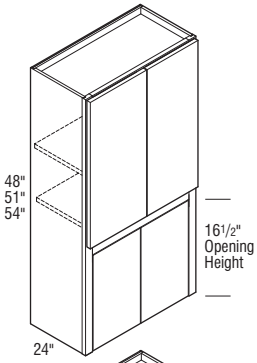

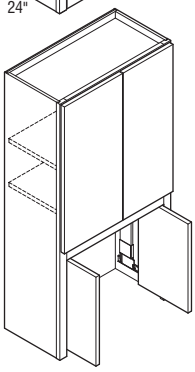

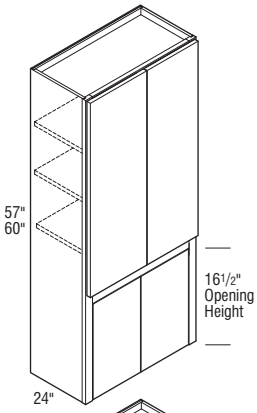

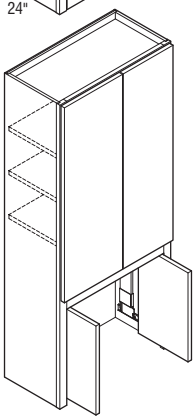

		C	D	F	H	I	J	K	L	M	O	P	Q
WAG244824PD		3752	3510	3268	3105	3055	2976	2950	2911	2812	2802	2673	2633
WAG274824PD		4061	3784	3508	3380	3326	3230	3179	3144	3053	3016	2860	2816
WAG304824PD		4254	3961	3669	3508	3450	3360	3303	3263	3173	3135	2990	2946
WAG334824PD		4369	4077	3784	3603	3548	3450	3388	3347	3257	3222	3073	3020
WAG364824PD		4501	4202	3903	3733	3667	3568	3507	3463	3371	3332	3168	3115
WAG245124PD		4129	3861	3592	3408	3353	3264	3233	3186	3082	3063	2923	2877
WAG275124PD		4482	4170	3857	3718	3655	3549	3494	3453	3350	3308	3135	3088
WAG305124PD		4694	4366	4038	3857	3793	3692	3630	3583	3485	3441	3277	3230
WAG335124PD		4819	4495	4170	3966	3904	3793	3725	3679	3578	3541	3373	3313
WAG365124PD		4978	4640	4302	4113	4035	3929	3856	3810	3706	3665	3474	3420
WAG245424PD		4225	3944	3662	3474	3422	3326	3291	3249	3144	3125	2977	2932
WAG275424PD		4661	4342	4023	3857	3792	3688	3627	3581	3473	3443	3263	3211
WAG305424PD		4862	4526	4190	4000	3931	3824	3759	3714	3610	3567	3389	3334
WAG335424PD		5005	4670	4336	4117	4045	3931	3861	3810	3706	3664	3500	3438
WAG365424PD		5187	4825	4463	4260	4189	4071	3993	3951	3839	3795	3609	3548
WAG245724PD		4411	4112	3812	3622	3564	3461	3427	3382	3272	3251	3096	3051
WAG275724PD		4860	4527	4194	4023	3951	3843	3781	3732	3620	3587	3394	3342
WAG305724PD		5079	4724	4369	4169	4096	3982	3918	3867	3760	3718	3528	3349
WAG335724PD		5236	4875	4515	3056	4224	3982	3918	3867	3760	3718	3528	3472
WAG365724PD		5421	5038	4655	4444	4368	4247	4162	4122	4004	3956	3758	3695
WAG246024PD		4432	4135	3838	3650	3587	3491	3447	3403	3293	3275	3118	3065
WAG276024PD		4983	4632	4282	4105	4033	3923	3860	3809	3697	3662	3463	3416
WAG306024PD		5167	4805	4443	4250	4183	4064	3993	3941	3828	3783	3592	3534
WAG336024PD		5592	5098	4604	4374	4301	4176	4105	4044	3940	3888	3717	3649
WAG366024PD		5531	5140	4749	4526	4443	4318	4244	4197	4070	4031	3833	3769

- Soft-close feature not available.
- Pocket doors not available for field installation, only available factory installed.
- Hardware will be visible if used with transparent textured glass.
- When closed, pocket doors will sit flush inside face of cabinet box giving an inset look.
- Pocket doors will have 1/4″ reveal on bottom with 1/8″ reveal on top and sides.
- When pocket doors are open, they will project past the face frame. See projection amount in chart for standard depths. If sizing modifications are used this dimension may change.
- Useable interior garage width is reduced by 3″.
- Bottom edge not trimmable.
- Not available with door styles with onlay moulding.

Door & Drawer Modifications - See page E•4.

A	CG	CM	FH	GM	IBO	MFO	NBO	PEGS	PM	SM	T
+	•	+	•	+	•	•	•	•	+	+	

End Panel Modifications - See page E•8.

BBS	DDE	F	FDE	FPE	IPE	RPE	SEBK	SED
•	•	•		•	•	•	•	

Custom Modifications - See page E•12.

ADDTK	ADRW	AOMD	ART	AS	BBKI	CBO	CCO	CD	CFNTO	CFRMO	CH	CND	CS1	CW	EX	EXD	EXO	EXU	FFV	FLUTE
				•	•	•	•	+	•	•	+	+		+	•		•	•		•

FTK	INVF	LSD	MI	NOO	OBRB	P	PFBP	RFLUTE	RMR	RTK	TD	VR	WS
			•					•				+	+

+Modifications with a plus sign (+) have exceptions. In the digital PDF, click on the code in the chart for details. See page E•1 for Modification Index.

SKU Name	# of Doors	Projection of Door
WAG24_ _24PD	4	2 5/16"
WAG27_ _24PD	4	3 13/16"
WAG30_ _24PD	4	3 5/16"
WAG33_ _24PD	4	2 13/16"
WAG36_ _24PD	4	2 5/16"

Wall Stacked, 36″ or 39″ High

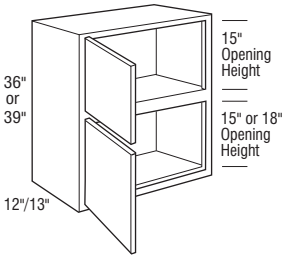

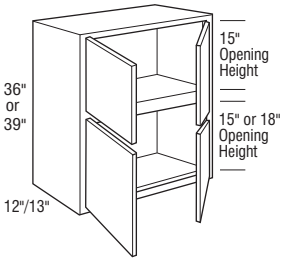

	C	D	F	H	I	J	K	L	M	O	P	Q
WST1236 L or R	1850	1716	1581	1495	1467	1419	1389	1368	1320	1300	1224	1196
WST1536 L or R	1928	1788	1648	1557	1528	1477	1447	1424	1375	1353	1275	1245
WST1836 L or R	2003	1857	1711	1617	1588	1536	1504	1480	1430	1409	1326	1296
WST2136 L or R	2083	1932	1781	1683	1652	1598	1565	1540	1487	1465	1379	1347
WST2436 L or R	2167	2008	1849	1748	1716	1660	1625	1599	1547	1522	1432	1401
WST1239 L or R	1928	1788	1648	1557	1528	1477	1447	1424	1375	1353	1275	1245
WST1539 L or R	2007	1860	1714	1620	1590	1539	1506	1482	1432	1411	1328	1298
WST1839 L or R	2085	1934	1783	1686	1654	1600	1567	1542	1490	1467	1381	1350
WST2139 L or R	2169	2012	1854	1752	1719	1663	1628	1603	1550	1525	1436	1404
WST2439 L or R	2257	2092	1928	1822	1788	1730	1693	1665	1611	1586	1493	1459
WST2436	2970	2754	2538	2398	2354	2278	2231	2195	2120	2088	1966	1923
WST2736	3097	2871	2644	2499	2452	2373	2324	2287	2209	2175	2048	2003
WST3036	3218	2984	2750	2600	2551	2468	2417	2378	2297	2262	2130	2083
WST3336	3347	3102	2858	2703	2653	2567	2513	2473	2389	2353	2214	2166
WST3636	3481	3228	2975	2811	2759	2669	2613	2572	2484	2446	2303	2252
WST3936	3622	3358	3093	2925	2872	2779	2719	2675	2585	2545	2396	2344
WST2439	3097	2871	2644	2499	2452	2373	2324	2287	2209	2175	2048	2003
WST2739	3222	2988	2754	2603	2556	2472	2420	2381	2300	2266	2134	2085
WST3039	3352	3108	2864	2706	2657	2570	2517	2476	2392	2356	2219	2169
WST3339	3488	3233	2979	2816	2763	2673	2619	2576	2489	2451	2307	2257
WST3639	3627	3362	3098	2930	2875	2782	2723	2679	2588	2549	2399	2348
WST3939	3770	3496	3221	3045	2989	2893	2832	2787	2692	2652	2496	2442

- Change Height modification will increase the height of the lower cabinet section. The upper cabinet section will retain its original height.

Door & Drawer Modifications - See page E•4.

A	CG	CM	FH	GM	IBO	MFO	NBO	PEGS	PM	SM	T
•	•	•	•	+	•	•	•	•	•	•	

End Panel Modifications - See page E•8.

BBS	DDE	F	FDE	FPE	IPE	RPE	SEBK	SED
•	•	•	•	•	•	•	•	•

Custom Modifications - See page E•12.

ADDTK	ADRW	AOMD	ART	AS	BBKI	CBO	CCO	CD	CFNTO	CFRMO	CH	CND	CS1	CW	EX	EXD	EXO	EXU	FFV	FLUTE
•	•				•	•	•	+	•	•	+	•	+	+	•	•	•	•		•

FTK	INVF	LSD	MI	NOO	OBRB	P	PFBP	RFLUTE	RMR	RTK	TD	VR	WS
+		•	•		•	•	•	•	•	+	•	+	+

+Modifications with a plus sign (+) have exceptions. In the digital PDF, click on the code in the chart for details. See page E•1 for Modification Index.

Wall Stacked, 36″ or 39″ High

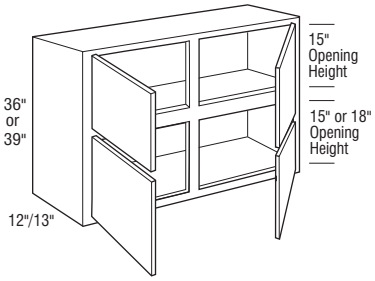

	C	D	F	H	I	J	K	L	M	O	P	Q
WST4236	3762	3489	3216	3039	2984	2886	2827	2782	2688	2648	2491	2437
WST4536	3919	3633	3348	3164	3107	3004	2941	2894	2796	2753	2592	2535
WST4836	4069	3774	3480	3289	3228	3123	3058	3008	2906	2863	2695	2634
WST4239	3921	3637	3352	3168	3110	3008	2944	2897	2800	2756	2596	2538
WST4539	4078	3781	3484	3294	3232	3127	3062	3014	2911	2867	2699	2639
WST4839	4245	3936	3627	3427	3363	3254	3185	3134	3028	2983	2808	2746

- Change Height modification will increase the height of the lower cabinet section. The upper cabinet section will retain its original height.

Door & Drawer Modifications - See page E•4.

A	CG	CM	FH	GM	IBO	MFO	NBO	PEGS	PM	SM	T
•	•	•	•	•	•	•	•	•	•	•	

End Panel Modifications - See page E•8.

BBS	DDE	F	FDE	FPE	IPE	RPE	SEBK	SED
•	•	•	•	•	•	•	•	•

Custom Modifications - See page E•12.

ADDTK	ADRW	AOMD	ART	AS	BBKI	CBO	CCO	CD	CFNTO	CFRMO	CH	CND	CS1	CW	EX	EXD	EXO	EXU	FFV	FLUTE
•	•				•	•	•	+	•	•	+	•	•	+	•	•	•	•		•

FTK	INVF	LSD	MI	NOO	OBRB	P	PFBP	RFLUTE	RMR	RTK	TD	VR	WS
•		•	•		•	+	•	•	•	+	•		•

+Modifications with a plus sign (+) have exceptions. In the digital PDF, click on the code in the chart for details. See page E•1 for Modification Index.

Wall Stacked, 42″ or 45″ High

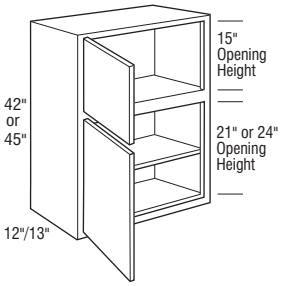

	C	D	F	H	I	J	K	L	M	O	P	Q
WST1242 L or R	2007	1860	1714	1620	1590	1539	1506	1482	1432	1411	1328	1298
WST1542 L or R	2088	1936	1785	1688	1656	1603	1569	1546	1493	1469	1383	1352
WST1842 L or R	2172	2014	1856	1754	1723	1665	1632	1605	1552	1528	1438	1407
WST2142 L or R	2262	2097	1931	1826	1792	1734	1697	1670	1614	1589	1496	1463
WST2442 L or R	2349	2180	2010	1900	1865	1803	1765	1737	1679	1653	1557	1522
WST1245 L or R	2088	1936	1785	1688	1656	1603	1569	1546	1493	1469	1383	1352
WST1545 L or R	2176	2017	1858	1756	1725	1669	1634	1608	1555	1530	1440	1409
WST1845 L or R	2265	2099	1933	1828	1794	1736	1700	1672	1616	1592	1499	1465
WST2145 L or R	2356	2185	2014	1902	1867	1805	1768	1739	1681	1655	1559	1524
WST2445 L or R	2446	2269	2092	1978	1940	1877	1838	1808	1747	1720	1620	1585

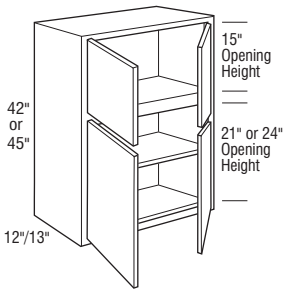

	C	D	F	H	I	J	K	L	M	O	P	Q
WST2442	3222	2988	2754	2603	2556	2472	2420	2381	2300	2266	2134	2085
WST2742	3359	3115	2871	2713	2662	2575	2521	2481	2397	2360	2222	2173
WST3042	3492	3238	2984	2819	2766	2678	2622	2579	2493	2454	2311	2259
WST3342	3632	3369	3106	2934	2880	2787	2727	2684	2593	2554	2405	2351
WST3642	3777	3502	3228	3051	2995	2897	2837	2791	2697	2657	2500	2445
WST3942	3926	3641	3357	3173	3115	3014	2949	2902	2804	2761	2600	2541
WST2445	3359	3115	2871	2713	2662	2575	2521	2481	2397	2360	2222	2173
WST2745	3498	3244	2989	2826	2773	2682	2626	2583	2496	2458	2314	2262
WST3045	3637	3373	3110	2939	2884	2790	2731	2688	2597	2558	2407	2353
WST3345	3784	3509	3233	3056	2998	2901	2840	2794	2700	2660	2504	2448
WST3645	3933	3648	3362	3177	3119	3018	2955	2906	2809	2765	2604	2546
WST3945	4091	3793	3496	3304	3244	3138	3072	3023	2922	2877	2709	2650

- Change Height modification will increase the height of the lower cabinet section. The upper cabinet section will retain its original height.

Door & Drawer Modifications - See page E•4.

A	CG	CM	FH	GM	IBO	MFO	NBO	PEGS	PM	SM	T
•	•	•	•	+	•	•	•	•	•	•	

End Panel Modifications - See page E•8.

BBS	DDE	F	FDE	FPE	IPE	RPE	SEBK	SED
•	•	•	•	•	•	•	•	•

Custom Modifications - See page E•12.

ADDTK	ADRW	AOMD	ART	AS	BBKI	CBO	CCO	CD	CFNTO	CFRMO	CH	CND	CS1	CW	EX	EXD	EXO	EXU	FFV	FLUTE
•	•			•	•	•	•	+	•	•	+	•	+	+	•	•	•	•		•

FTK	INVF	LSD	MI	NOO	OBRB	P	PFBP	RFLUTE	RMR	RTK	TD	VR	WS
+		•	•		•	•	•	•	•	+	•	+	+

+Modifications with a plus sign (+) have exceptions. In the digital PDF, click on the code in the chart for details. See page E•1 for Modification Index.

Wall Stacked, 42″ or 45″ High

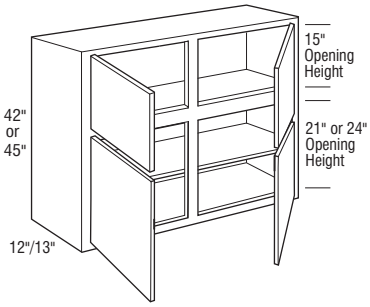

	C	D	F	H	I	J	K	L	M	O	P	Q
WST4242	4082	3786	3489	3298	3238	3132	3067	3018	2916	2873	2704	2644
WST4542	4249	3940	3631	3432	3368	3259	3190	3139	3033	2987	2811	2750
WST4842	4416	4095	3773	3568	3502	3389	3317	3265	3155	3108	2925	2860
WST4245	4254	3945	3636	3436	3372	3264	3195	3144	3037	2992	2816	2754
WST4545	4425	4104	3782	3575	3508	3394	3323	3269	3160	3112	2930	2865
WST4845	4604	4269	3935	3718	3648	3530	3456	3400	3286	3236	3046	2979

- Change Height modification will increase the height of the lower cabinet section. The upper cabinet section will retain its original height.

Door & Drawer Modifications - See page E•4.

A	CG	CM	FH	GM	IBO	MFO	NBO	PEGS	PM	SM	T
•	•	•	•	•	•	•	•	•	•	•	

End Panel Modifications - See page E•8.

BBS	DDE	F	FDE	FPE	IPE	RPE	SEBK	SED
•	•	•	•	•	•	•	•	•

Custom Modifications - See page E•12.

ADDTK	ADRW	AOMD	ART	AS	BBKI	CBO	CCO	CD	CFNTO	CFRMO	CH	CND	CS1	CW	EX	EXD	EXO	EXU	FFV	FLUTE
•	•			•	•	•	•	+	•	•	+	•		+	•	•	•	•		•

FTK	INVF	LSD	MI	NOO	OBRB	P	PFBP	RFLUTE	RMR	RTK	TD	VR	WS
•		•	•		•	+	•	•	•	+	•		•

+Modifications with a plus sign (+) have exceptions. In the digital PDF, click on the code in the chart for details. See page E•1 for Modification Index.

Wall Stacked, 48″, 51″, or 54″ High

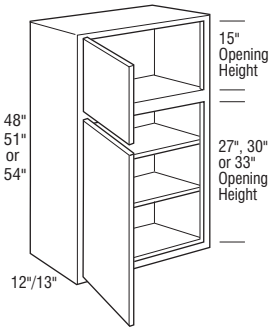

	C	D	F	H	I	J	K	L	M	O	P	Q
WST1248 L or R	2145	1991	1838	1768	1725	1673	1635	1599	1555	1518	1456	1420
WST1548 L or R	2160	2035	1910	1835	1800	1746	1702	1673	1618	1588	1512	1473
WST1848 L or R	2218	2104	1991	1907	1867	1810	1771	1732	1686	1648	1581	1548
WST2148 L or R	2293	2168	2044	1966	1926	1874	1830	1800	1743	1710	1626	1589
WST2448 L or R	2572	2370	2168	2062	2020	1948	1919	1889	1822	1802	1693	1653
WST1251 L or R	2409	2232	2055	1978	1933	1875	1830	1793	1742	1701	1628	1588
WST1551 L or R	2414	2277	2140	2054	2014	1957	1904	1875	1810	1779	1693	1649
WST1851 L or R	2474	2353	2232	2138	2094	2027	1981	1941	1885	1847	1772	1729
WST2151 L or R	2566	2428	2290	2202	2157	2099	2051	2014	1947	1917	1822	1780
WST2451 L or R	2876	2652	2428	2305	2260	2184	2149	2117	2041	2017	1898	1852
WST1254 L or R	2509	2332	2155	2063	2017	1953	1917	1876	1816	1781	1701	1656
WST1554 L or R	2529	2383	2238	2149	2104	2041	1991	1947	1893	1852	1770	1720
WST1854 L or R	2626	2472	2317	2222	2173	2111	2069	2026	1959	1926	1832	1796
WST2154 L or R	2701	2554	2406	2305	2257	2196	2152	2108	2044	2006	1907	1864
WST2454 L or R	2989	2759	2528	2407	2353	2285	2234	2202	2125	2103	1966	1933

- Change Height modification will increase the height of the lower cabinet section. The upper cabinet section will retain its original height.

Door & Drawer Modifications - See page E•4.

A	CG	CM	FH	GM	IBO	MFO	NBO	PEGS	PM	SM	T
•	•	•	•	+	•	•	•	•	•	•	

End Panel Modifications - See page E•8.

BBS	DDE	F	FDE	FPE	IPE	RPE	SEBK	SED
•	•	•	•	•	•	•	•	•

Custom Modifications - See page E•12.

ADDTK	ADRW	AOMD	ART	AS	BBKI	CBO	CCO	CD	CFNTO	CFRMO	CH	CND	CS1	CW	EX	EXD	EXO	EXU	FFV	FLUTE
•	•				•	•	•	+	•	•	+	•		+	•	•	•	•		•

FTK	INVF	LSD	MI	NOO	OBRB	P	PFBP	RFLUTE	RMR	RTK	TD	VR	WS
+	•	•	•		•	•	•	•	•	+	•	+	+

+Modifications with a plus sign (+) have exceptions. In the digital PDF, click on the code in the chart for details. See page E•1 for Modification Index.

Wall Stacked, 48″, 51″, or 54″ High

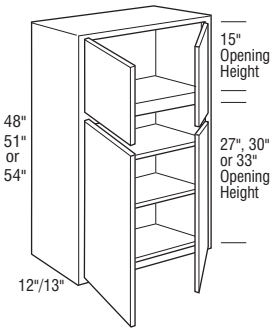

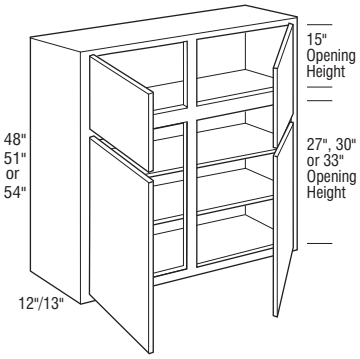

	C	D	F	H	I	J	K	L	M	O	P	Q
WST2448	3335	3079	2822	2652	2602	2517	2489	2448	2346	2334	2200	2158
WST2748	3655	3366	3077	2942	2885	2784	2729	2695	2600	2560	2395	2350
WST3048	3856	3550	3245	3077	3015	2920	2860	2817	2724	2682	2532	2485
WST3348	3979	3672	3366	3176	3118	3015	2948	2905	2811	2776	2619	2564
WST3648	4117	3804	3490	3312	3242	3139	3076	3028	2933	2892	2718	2662
WST3948	4348	4007	3667	3463	3399	3284	3220	3173	3068	3025	2850	2793
WST2451	3730	3446	3163	2970	2913	2818	2788	2740	2629	2610	2462	2415
WST2751	4097	3770	3443	3296	3230	3119	3061	3018	2910	2866	2682	2634
WST3051	4321	3976	3631	3443	3376	3268	3204	3154	3051	3004	2835	2784
WST3351	4451	4110	3770	3555	3491	3376	3304	3255	3149	3111	2936	2872
WST3651	4617	4263	3909	3711	3629	3518	3442	3392	3284	3240	3041	2984
WST3951	4871	4488	4105	3875	3805	3678	3609	3552	3434	3389	3194	3133
WST2454	3825	3531	3238	3041	2986	2885	2847	2804	2695	2673	2518	2472
WST2754	4285	3950	3615	3443	3373	3265	3201	3152	3040	3006	2817	2763
WST3054	4495	4143	3791	3590	3520	3406	3339	3292	3182	3138	2949	2894
WST3354	4658	4295	3932	3714	3640	3520	3446	3392	3284	3239	3068	3000
WST3654	4835	4456	4078	3865	3790	3667	3583	3540	3424	3377	3181	3118
WST3954	4654	4654	4654	4023	3947	3814	3739	3681	3557	3510	3317	3251
WST4248	4506	4150	3793	3611	3540	3419	3341	3297	3192	3146	2953	2899
WST4548	4676	4310	3944	3756	3684	3557	3488	3443	3325	3285	3083	3025
WST4848	4875	4493	4112	3905	3825	3702	3629	3578	3454	3418	3211	3146
WST4251	5040	4646	4252	4042	3966	3829	3743	3690	3574	3525	3311	3246
WST4551	5240	4826	4412	4209	4129	3982	3908	3855	3723	3679	3454	3389
WST4851	5459	5034	4610	4372	4282	4143	4067	4008	3870	3827	3597	3525
WST4254	4808	4808	4808	4188	4101	3961	3879	3826	3702	3652	3424	3362
WST4554	5429	5006	4584	4372	4288	4143	4049	4001	3867	3817	3582	3513
WST4854	5666	5219	4772	4538	4448	4308	4222	4159	4015	3968	3722	3652

- Change Height modification will increase the height of the lower cabinet section. The upper cabinet section will retain its original height.

Door & Drawer Modifications - See page E•4.

A	CG	CM	FH	GM	IBO	MFO	NBO	PEGS	PM	SM	T
•	•	•	•	+	•	•	•	•	•	•	

End Panel Modifications - See page E•8.

BBS	DDE	F	FDE	FPE	IPE	RPE	SEBK	SED
•	•	•	•	•	•	•	•	•

Custom Modifications - See page E•12.

ADDTK	ADRW	AOMD	ART	AS	BBKI	CBO	CCO	CD	CFNTO	CFRMO	CH	CND	CS1	CW	EX	EXD	EXO	EXU	FFV	FLUTE
•	•			•	•	•	•	+	•	•	+	•	+	+	•	•	+	•		•

FTK	INVF	LSD	MI	NOO	OBRB	P	PFBP	RFLUTE	RMR	RTK	TD	VR	WS
•	•	•	•		•	+	•	•	•	+	•	+	•

+Modifications with a plus sign (+) have exceptions. In the digital PDF, click on the code in the chart for details. See page E•1 for Modification Index.

Wall Stacked, 57″ or 60″ High

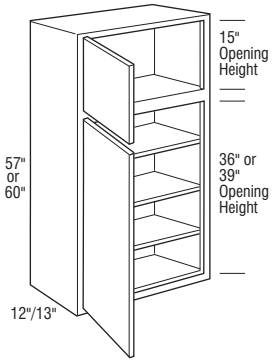

	C	D	F	H	I	J	K	L	M	O	P	Q
WST1257 L or R	2636	2448	2260	2165	2117	2051	2012	1968	1907	1872	1784	1742
WST1557 L or R	2659	2503	2348	2253	2206	2146	2091	2045	1990	1943	1857	1807
WST1857 L or R	2762	2597	2433	2336	2285	2218	2171	2127	2055	2022	1926	1883
WST2157 L or R	2843	2682	2522	2420	2370	2304	2258	2213	2148	2106	2000	1958
WST2457 L or R	3137	2894	2651	2526	2474	2396	2344	2311	2236	2205	2066	2027
WST1260 L or R	2710	2517	2323	2214	2167	2103	2052	2014	1948	1916	1829	1783
WST1560 L or R	2719	2557	2395	2302	2251	2185	2131	2099	2035	1992	1889	1849
WST1860 L or R	2825	2664	2504	2389	2339	2275	2213	2173	2111	2069	1987	1916
WST2160 L or R	2934	2763	2592	2489	2434	2359	2317	2268	2199	2159	2052	2008
WST2460 L or R	3216	2965	2714	2577	2526	2440	2395	2362	2284	2253	2118	2073

- Change Height modification will increase the height of the lower cabinet section. The upper cabinet section will retain its original height.

Door & Drawer Modifications - See page E•4.

A	CG	CM	FH	GM	IBO	MFO	NBO	PEGS	PM	SM	T
•	•	•	•	+	•	•	•	•	•	•	

End Panel Modifications - See page E•8.

BBS	DDE	F	FDE	FPE	IPE	RPE	SEBK	SED
•	•	•	•	•	•	•	•	•

Custom Modifications - See page E•12.

ADDTK	ADRW	AOMD	ART	AS	BBKI	CBO	CCO	CD	CFNTO	CFRMO	CH	CND	CS1	CW	EX	EXD	EXO	EXU	FFV	FLUTE
•	•				•	•	•	+	•	•	+	•		+	•	•	•	•		•

FTK	INVF	LSD	MI	NOO	OBRB	P	PFBP	RFLUTE	RMR	RTK	TD	VR	WS
+	•	•	•		•	•	•	•	•	+	•	+	+

+Modifications with a plus sign (+) have exceptions. In the digital PDF, click on the code in the chart for details. See page E•1 for Modification Index.

Wall Stacked, 57″ or 60″ High

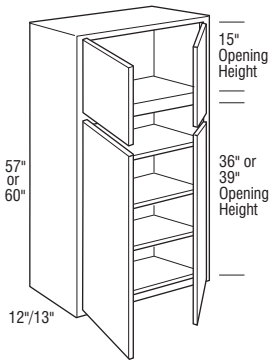

	C	D	F	H	I	J	K	L	M	O	P	Q
WST2457	4024	3709	3395	3194	3134	3026	2992	2944	2828	2807	2644	2597
WST2757	4495	4145	3796	3615	3540	3427	3362	3311	3192	3158	2955	2901
WST3057	4721	4350	3979	3769	3692	3574	3506	3452	3340	3296	3096	3039
WST3357	4887	4509	4132	3903	3825	3692	3620	3563	3446	3396	3219	3151
WST3657	5079	4679	4280	4058	3978	3851	3762	3718	3596	3547	3338	3272
WST3957	5292	4879	4465	4216	4131	3998	3914	3862	3734	3684	3485	3418
WST2460	4045	3734	3423	3226	3158	3058	3014	2966	2849	2832	2666	2611
WST2760	4620	4254	3888	3704	3627	3513	3445	3391	3274	3238	3028	2979
WST3060	4818	4437	4057	3854	3783	3660	3583	3529	3413	3364	3163	3102
WST3360	5002	4613	4225	3983	3908	3776	3704	3639	3528	3475	3295	3223
WST3660	5196	4787	4378	4143	4057	3924	3847	3799	3666	3623	3417	3348
WST3960	5400	4976	4553	4308	4222	4075	4031	3941	3805	3755	3547	3478

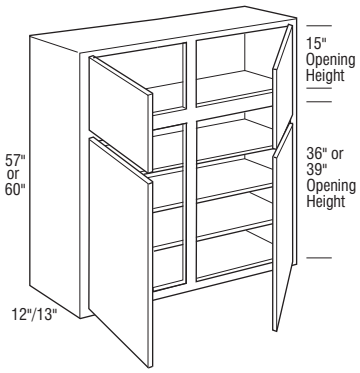

	C	D	F	H	I	J	K	L	M	O	P	Q
WST4257	5452	5030	4608	4349	4262	4124	4039	3983	3851	3800	3596	3526
WST4557	5694	5253	4812	4589	4505	4350	4254	4199	4061	4007	3761	3688
WST4857	5940	5476	5011	4767	4672	4519	4437	4367	4219	4166	3909	3832
WST4260	5570	5135	4701	4478	4395	4246	4154	4096	3961	3905	3666	3597
WST4560	5817	5356	4894	4666	4575	4415	4331	4269	4127	4075	3826	3756
WST4860	6051	5581	5111	4860	4761	4610	4514	4446	4301	4235	3979	3905

- Change Height modification will increase the height of the lower cabinet section. The upper cabinet section will retain its original height.

Door & Drawer Modifications - See page E•4.

A	CG	CM	FH	GM	IBO	MFO	NBO	PEGS	PM	SM	T
•	•	•	•	+	•	•	•	•	•	•	

End Panel Modifications - See page E•8.

BBS	DDE	F	FDE	FPE	IPE	RPE	SEBK	SED
•	•	•	•	•	•	•	•	•

Custom Modifications - See page E•12.

ADDTK	ADRW	AOMD	ART	AS	BBKI	CBO	CCO	CD	CFNTO	CFRMO	CH	CND	CS1	CW	EX	EXD	EXO	EXU	FFV	FLUTE
•	•				•	•	•	+	•	•	+	•	+	+	+	•	+	•		•

FTK	INVF	LSD	MI	NOO	OBRB	P	PFBP	RFLUTE	RMR	RTK	TD	VR	WS
•	•	•	•		•	+	•	•	•	+	•	+	•

+Modifications with a plus sign (+) have exceptions. In the digital PDF, click on the code in the chart for details. See page E•1 for Modification Index.

Wall with Appliance Garage Vertical-lift

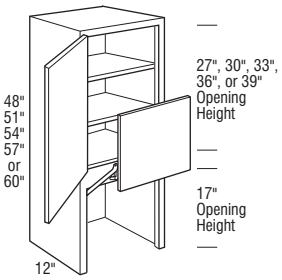

	C	D	F	H	I	J	K	L	M	O	P	Q
WAGVL1548 L or R	3847	3547	3247	3065	3004	2905	2847	2808	2714	2678	2536	2483
WAGVL1848 L or R	3881	3577	3274	3091	3030	2933	2873	2834	2736	2703	2556	2507
WAGVL2148 L or R	3933	3627	3320	3134	3072	2974	2910	2872	2775	2736	2592	2541
WAGVL2448 L or R	4016	3704	3391	3202	3137	3033	2974	2933	2836	2796	2647	2596
WAGVL1551 L or R	3972	3664	3356	3166	3104	3002	2942	2900	2804	2765	2617	2566
WAGVL1851 L or R	4002	3692	3381	3192	3127	3026	2965	2923	2827	2789	2638	2588
WAGVL2151 L or R	4059	3743	3427	3238	3173	3069	3004	2965	2864	2828	2673	2624
WAGVL2451 L or R	4150	3827	3504	3308	3244	3138	3074	3030	2931	2893	2734	2681
WAGVL1554 L or R	4004	3695	3386	3195	3133	3030	2968	2927	2831	2791	2642	2592
WAGVL1854 L or R	4053	3737	3422	3230	3164	3062	2999	2959	2860	2820	2670	2619
WAGVL2154 L or R	4107	3786	3464	3270	3205	3102	3036	2996	2896	2858	2704	2651
WAGVL2454 L or R	4198	3871	3544	3344	3277	3174	3108	3065	2964	2923	2764	2712
WAGVL1557 L or R	4171	3846	3521	3323	3259	3152	3086	3045	2943	2902	2747	2696
WAGVL1857 L or R	4213	3884	3555	3359	3293	3184	3119	3077	2975	2936	2775	2723
WAGVL2157 L or R	4266	3936	3605	3401	3335	3229	3160	3118	3015	2975	2813	2760
WAGVL2457 L or R	4367	4025	3684	3479	3410	3301	3231	3186	3081	3039	2875	2819
WAGVL1560 L or R	4165	3840	3516	3316	3251	3147	3081	3039	2940	2899	2741	2691
WAGVL1860 L or R	4203	3877	3552	3352	3285	3181	3114	3072	2969	2930	2771	2718
WAGVL2160 L or R	4266	3935	3603	3400	3334	3223	3158	3116	3011	2974	2811	2759
WAGVL2460 L or R	4350	4014	3678	3473	3401	3294	3223	3181	3076	3032	2868	2815

- Heavy duty Vertical-lift mechanism.
- 48", 51" and 54" high have one fixed and two adjustable shelves. 57" and 60" high have one fixed and three adjustable shelves.
- Dimension from cabinet base to bottom of mechanism is 15 3/4".
- Change Height modification will increase the height of the upper cabinet section. The bottom section will retain its original height.

Door & Drawer Modifications - See page E•4.

A	CG	CM	FH	GM	IBO	MFO	NBO	PEGS	PM	SM	T
•	+	+		+		•		•	+	+	•

End Panel Modifications - See page E•8.

BBS	DDE	F	FDE	FPE	IPE	RPE	SEBK	SED
•	•	•		•			•	

Custom Modifications - See page E•12.

ADDTK	ADRW	AOMD	ART	AS	BBKI	CBO	CCO	CD	CFNTO	CFRMO	CH	CND	CS1	CW	EX	EXD	EXO	EXU	FFV	FLUTE
		+			•			+			+	+		+	•		•	•		•

FTK	INVF	LSD	MI	NOO	OBRB	P	PFBP	RFLUTE	RMR	RTK	TD	VR	WS
		•	•					•				+	+

+Modifications with a plus sign (+) have exceptions. In the digital PDF, click on the code in the chart for details. See page E•1 for Modification Index.

Wall with Appliance Garage Vertical-lift

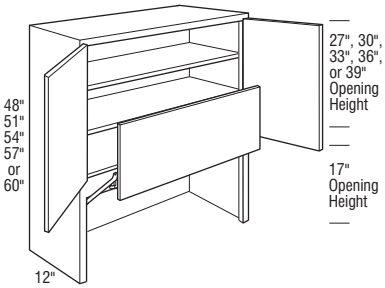

		C	D	F	H	I	J	K	L	M	O	P	Q
WAGVL2448		4315	3978	3641	3438	3371	3264	3194	3151	3046	3005	2843	2788
WAGVL2748		4506	4154	3802	3591	3520	3404	3335	3292	3181	3138	2968	2911
WAGVL3048		4713	4344	3976	3752	3679	3559	3487	3438	3323	3278	3102	3041
WAGVL3348		4872	4496	4119	3885	3811	3687	3611	3560	3443	3396	3212	3151
WAGVL3648		5031	4641	4252	4011	3931	3802	3724	3676	3552	3504	3314	3251
WAGVL2451		4462	4115	3768	3555	3487	3372	3304	3259	3151	3110	2941	2885
WAGVL2751		4663	4299	3935	3714	3640	3524	3450	3403	3293	3247	3072	3011
WAGVL3051		4872	4496	4119	3885	3811	3687	3611	3560	3443	3396	3212	3151
WAGVL3351		5051	4658	4265	4025	3948	3818	3739	3688	3566	3519	3328	3265
WAGVL3651		5218	4812	4405	4160	4078	3947	3865	3811	3683	3634	3438	3372
WAGVL2454		4512	4162	3811	3596	3525	3410	3339	3296	3184	3142	2974	2916
WAGVL2754		4719	4350	3982	3760	3687	3567	3492	3444	3332	3285	3110	3050
WAGVL3054		4927	4543	4159	3924	3846	3722	3647	3596	3476	3431	3245	3182
WAGVL3354		5123	4722	4321	4081	3998	3871	3790	3739	3613	3566	3372	3307
WAGVL3654		5283	4871	4459	4212	4128	3993	3910	3855	3730	3679	3482	3414
WAGVL2457		4698	4333	3968	3745	3669	3553	3479	3433	3316	3273	3095	3035
WAGVL2757		4917	4534	4151	3919	3843	3717	3639	3591	3473	3425	3241	3177
WAGVL3057		5137	4739	4340	4094	4012	3882	3801	3750	3627	3578	3386	3317
WAGVL3357		5347	4930	4514	4262	4175	4041	3957	3904	3773	3723	3522	3452
WAGVL3657		5517	5088	4659	4397	4311	4171	4087	4032	3895	3844	3634	3566
WAGVL2460		5012	4621	4230	3996	3916	3790	3711	3661	3538	3492	3304	3240
WAGVL2760		5028	4638	4248	4007	3928	3800	3722	3669	3549	3502	3312	3248
WAGVL3060		5210	4804	4397	4150	4068	3936	3854	3801	3676	3627	3432	3364
WAGVL3360		5401	4981	4561	4305	4219	4085	3997	3944	3812	3760	3557	3490
WAGVL3660		5585	5149	4712	4448	4359	4220	4132	4077	3938	3888	3678	3606

- Heavy duty Vertical-lift mechanism.
- 48", 51" and 54" high have one fixed and two adjustable shelves. 57" and 60" high have one fixed and three adjustable shelves.
- On the bottom door only on 24 1/4" to 36" wide, grain on center panels and slab doors will run horizontally and door rail configuration on non-miter doors will be unique from adjacent cabinet doors.
- Dimension from cabinet base to bottom of mechanism is 15 3/4".
- Change Height modification will increase the height of the upper cabinet section. The bottom section will retain its original height.

Door & Drawer Modifications - See page E•4.

A	CG	CM	FH	GM	IBO	MFO	NBO	PEGS	PM	SM	T
•	+	+		+		•		•	+	+	•

End Panel Modifications - See page E•8.

BBS	DDE	F	FDE	FPE	IPE	RPE	SEBK	SED
•	•	•		•			•	

Custom Modifications - See page E•12.

ADDTK	ADRW	AOMD	ART	AS	BBKI	CBO	CCO	CD	CFNTO	CFRMO	CH	CND	CS1	CW	EX	EXD	EXO	EXU	FFV	FLUTE
		+			•			+			+	+		+	•		•	•		•

FTK	INVF	LSD	MI	NOO	OBRB	P	PFBP	RFLUTE	RMR	RTK	TD	VR	WS
		•	•					•				+	+

+Modifications with a plus sign (+) have exceptions. In the digital PDF, click on the code in the chart for details. See page E•1 for Modification Index.

Wall Transition

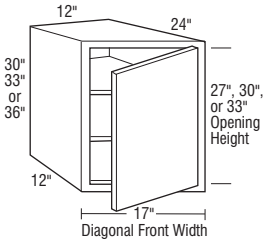

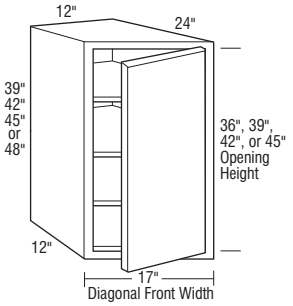

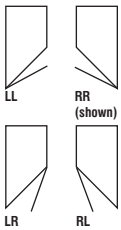

Hinging Options

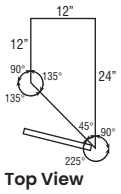

Top View

		C	D	F	H	I	J	K	L	M	O	P	Q
WTR1230LL		1138	1099	1060	1019	981	944	904	865	1085	1046	1008	969
WTR1230LR		1138	1099	1060	1019	981	944	904	865	1085	1046	1008	969
WTR1230RL		1138	1099	1060	1019	981	944	904	865	1085	1046	1008	969
WTR1230RR		1138	1099	1060	1019	981	944	904	865	1085	1046	1008	969
WTR1233LL		1286	1248	1210	1169	1132	1092	1053	1014	1123	1085	1046	1008
WTR1233LR		1286	1248	1210	1169	1132	1092	1053	1014	1123	1085	1046	1008
WTR1233RL		1286	1248	1210	1169	1132	1092	1053	1014	1123	1085	1046	1008
WTR1233RR		1286	1248	1210	1169	1132	1092	1053	1014	1123	1085	1046	1008
WTR1236LL		1437	1398	1359	1320	1280	1242	1202	1164	1138	1099	1060	1019
WTR1236LR		1437	1398	1359	1320	1280	1242	1202	1164	1138	1099	1060	1019
WTR1236RL		1437	1398	1359	1320	1280	1242	1202	1164	1138	1099	1060	1019
WTR1236RR		1437	1398	1359	1320	1280	1242	1202	1164	1138	1099	1060	1019
WTR1239LL		1588	1548	1508	1468	1430	1390	1352	1313	1275	1235	1196	1157
WTR1239LR		1588	1548	1508	1468	1430	1390	1352	1313	1275	1235	1196	1157
WTR1239RL		1588	1548	1508	1468	1430	1390	1352	1313	1275	1235	1196	1157
WTR1239RR		1588	1548	1508	1468	1430	1390	1352	1313	1275	1235	1196	1157
WTR1242LL		1735	1696	1656	1618	1580	1540	1502	1463	1425	1384	1345	1306
WTR1242LR		1735	1696	1656	1618	1580	1540	1502	1463	1425	1384	1345	1306
WTR1242RL		1735	1696	1656	1618	1580	1540	1502	1463	1425	1384	1345	1306
WTR1242RR		1735	1696	1656	1618	1580	1540	1502	1463	1425	1384	1345	1306
WTR1245LL		1885	1846	1807	1770	1729	1690	1651	1613	1571	1533	1495	1457
WTR1245LR		1885	1846	1807	1770	1729	1690	1651	1613	1571	1533	1495	1457
WTR1245RL		1885	1846	1807	1770	1729	1690	1651	1613	1571	1533	1495	1457
WTR1245RR		1885	1846	1807	1770	1729	1690	1651	1613	1571	1533	1495	1457
WTR1248LL		2032	1995	1958	1917	1878	1839	1801	1761	1723	1683	1645	1607
WTR1248LR		2032	1995	1958	1917	1878	1839	1801	1761	1723	1683	1645	1607
WTR1248RL		2032	1995	1958	1917	1878	1839	1801	1761	1723	1683	1645	1607
WTR1248RR		2032	1995	1958	1917	1878	1839	1801	1761	1723	1683	1645	1607

- All Full Overlay doors have 1/2" overlay hinge standard.

Door & Drawer Modifications - See page E•4.

A	CG	CM	FH	GM	IBO	MFO	NBO	PEGS	PM	SM	T
•	•	•		•	+	•	+		•	•	

End Panel Modifications - See page E•8.

BBS	DDE	F	FDE	FPE	IPE	RPE	SEBK	SED
+	+	•	+	+		+	•	•

Custom Modifications - See page E•12.

ADDTK	ADRW	AOMD	ART	AS	BBKI	CBO	CCO	CD	CFNTO	CFRMO	CH	CND	CS1	CW	EX	EXD	EXO	EXU	FFV	FLUTE
				•	•	•	•	+	•	•	+	•		+		•		•		

FTK	INVF	LSD	MI	NOO	OBRB	P	PFBP	RFLUTE	RMR	RTK	TD	VR	WS
•		•	•		•		•						

+Modifications with a plus sign (+) have exceptions. In the digital PDF, click on the code in the chart for details. See page E•1 for Modification Index.

Wall, 24″ Deep

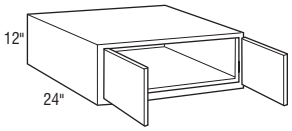

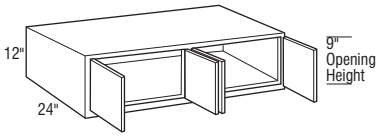

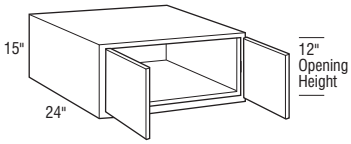

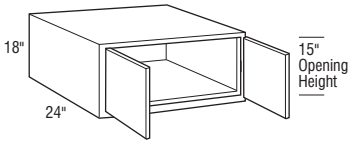

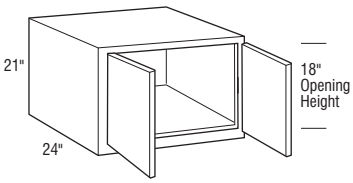

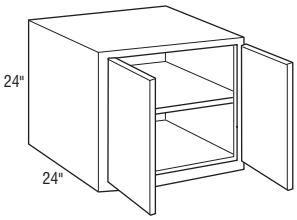

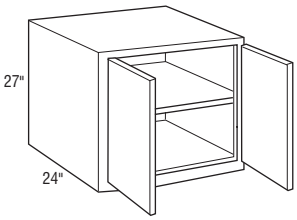

	C	D	F	H	I	J	K	L	M	O	P	Q
W301224	1763	1624	1485	1401	1376	1334	1310	1280	1245	1223	1156	1132
W331224	1828	1683	1539	1459	1428	1383	1353	1334	1289	1268	1202	1175
W361224	1891	1742	1593	1511	1482	1431	1401	1383	1336	1313	1241	1219
W391224	1929	1781	1633	1551	1519	1471	1439	1417	1374	1352	1273	1251
W481224-4	2127	1964	1802	1693	1659	1609	1571	1548	1499	1471	1401	1371
W301524	1833	1682	1531	1473	1441	1396	1366	1344	1304	1282	1197	1175
W331524	1883	1736	1589	1503	1473	1424	1398	1376	1329	1312	1240	1217
W361524	1942	1793	1644	1561	1530	1482	1454	1428	1383	1365	1280	1256
W391524	2014	1851	1689	1607	1571	1519	1491	1473	1420	1402	1317	1289
W301824	1928	1776	1625	1532	1504	1457	1426	1408	1359	1338	1267	1238
W331824	2005	1847	1689	1593	1564	1513	1482	1465	1410	1394	1317	1284
W361824	2083	1917	1752	1655	1622	1570	1537	1519	1466	1448	1365	1335
W391824	2103	1939	1774	1673	1643	1589	1558	1536	1482	1465	1383	1352
W302124	2024	1861	1699	1625	1593	1547	1508	1485	1438	1417	1325	1295
W332124	2075	1919	1762	1656	1625	1569	1531	1513	1466	1444	1374	1341
W362124	2160	1988	1816	1729	1697	1643	1603	1577	1531	1505	1411	1388
W392124	2209	2035	1861	1773	1742	1683	1643	1621	1569	1550	1449	1420
W302424	2112	1948	1783	1686	1652	1599	1565	1549	1491	1471	1390	1360
W332424	2192	2020	1849	1745	1709	1656	1621	1602	1548	1524	1439	1408
W362424	2268	2091	1914	1805	1771	1714	1678	1659	1598	1578	1490	1457
W392424	2343	2160	1978	1865	1829	1773	1732	1712	1653	1633	1539	1506
W302724	2278	2102	1926	1855	1819	1757	1725	1702	1643	1625	1502	1468
W332724	2353	2173	1992	1889	1855	1796	1762	1730	1677	1652	1555	1519
W362724	2444	2255	2065	1975	1935	1868	1829	1808	1745	1724	1612	1576
W392724	2559	2359	2158	2062	2020	1950	1916	1885	1822	1802	1683	1648

- 24″ deep cabinets must be fully supported by screws installed in a structural member in the ceiling or soffit, and into adjacent cabinets.
- Load limit is 15 lbs. per square foot of load bearing surface.

Door & Drawer Modifications - See page E•4.

A	CG	CM	FH	GM	IBO	MFO	NBO	PEGS	PM	SM	T
•	•	•	•	+	•	•	•	•	+	+	

End Panel Modifications - See page E•8.

BBS	DDE	F	FDE	FPE	IPE	RPE	SEBK	SED
•	•	•	•	•	•	+	•	•

Custom Modifications - See page E•12.

ADDTK	ADRW	AOMD	ART	AS	BBKI	CBO	CCO	CD	CFNTO	CFRMO	CH	CND	CS1	CW	EX	EXD	EXO	EXU	FFV	FLUTE
•	•		+	+	•	•	•	+	•	•	+	•	+	+	•	•	•	•		•

FTK	INVF	LSD	MI	NOO	OBRB	P	PFBP	RFLUTE	RMR	RTK	TD	VR	WS
•		•	•		•		•	•		+	•	+	•

+Modifications with a plus sign (+) have exceptions. In the digital PDF, click on the code in the chart for details. See page E•1 for Modification Index.

Wall Swing-out, 18″, 21″, 24″, 27″ or 30″ High, 24″ Deep

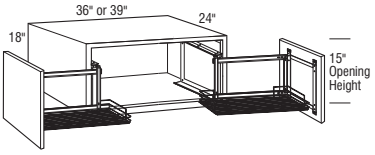

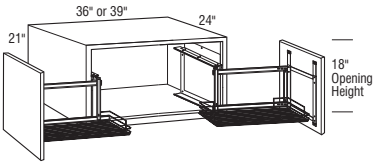

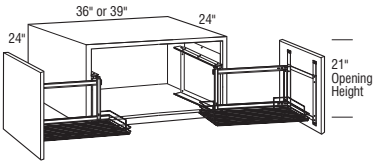

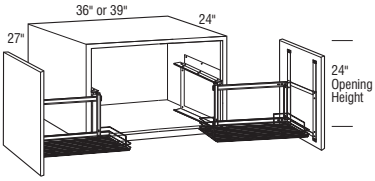

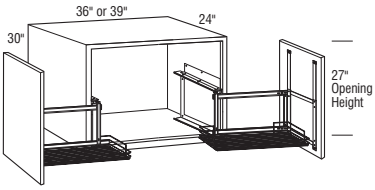

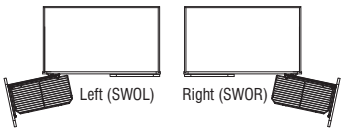

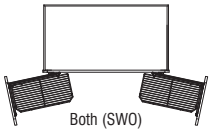

	C	D	F	H	I	J	K	L	M	O	P	Q
W361824SWO L or R	3481	3315	3149	3053	3020	2968	2934	2916	2864	2846	2763	2733
W391824SWO L or R	3501	3336	3172	3071	3041	2987	2956	2933	2880	2863	2781	2750
W361824SWO	4878	4712	4546	4450	4416	4365	4331	4313	4260	4243	4160	4129
W391824SWO	4898	4733	4568	4468	4437	4384	4352	4330	4276	4259	4178	4146
W362124SWO L or R	3558	3386	3213	3127	3095	3041	3000	2975	2929	2903	2809	2785
W392124SWO L or R	3606	3433	3259	3171	3139	3081	3041	3018	2967	2948	2847	2818
W362124SWO	4955	4782	4610	4524	4491	4437	4397	4371	4325	4300	4206	4182
W392124SWO	5003	4829	4656	4567	4536	4478	4437	4415	4364	4344	4244	4215
W362424SWO L or R	3666	3489	3312	3203	3168	3111	3076	3056	2996	2976	2887	2855
W392424SWO L or R	3741	3558	3376	3263	3227	3171	3129	3110	3051	3031	2937	2904
W362424SWO	5062	4885	4708	4600	4565	4508	4472	4453	4393	4372	4284	4252
W392424SWO	5137	4955	4772	4659	4623	4567	4526	4507	4448	4427	4333	4301
W362724SWO L or R	3842	3653	3463	3373	3333	3266	3227	3206	3143	3122	3010	2974
W392724SWO L or R	3957	3757	3556	3460	3418	3348	3314	3283	3220	3200	3081	3046
W362724SWO	5239	5050	4860	4770	4730	4663	4624	4603	4540	4519	4407	4371
W392724SWO	5354	5154	4953	4857	4815	4745	4711	4680	4617	4597	4478	4443
W363024SWO L or R	4331	4104	3876	3768	3720	3640	3593	3568	3492	3467	3332	3289
W393024SWO L or R	4469	4229	3988	3872	3822	3738	3697	3660	3584	3560	3418	3376
W363024SWO	5728	5501	5273	5165	5117	5037	4990	4965	4889	4864	4729	4686
W393024SWO	5866	5626	5385	5269	5219	5135	5094	5057	4981	4957	4815	4773

- Door-mounted swing-out with a chrome wire rack that extends fully to the front of the cabinet then opens to the side for easy accessibility to contents.
- Designed for use above refrigerator or other high applications.
- Soft-close feature not available on swing-out.
- For sufficient pull-out clearance, 13 1/8″ of adjacent space is required for door to open fully when installed near a wall or corner.
- Chrome rack is 10″ wide and 20 13/16″ deep.
- 24″ deep cabinets must be fully supported by screws installed in a structural member in the ceiling or soffit, and into adjacent cabinets.
- Load limit is 20 lbs. per square foot of load bearing surface.

Door & Drawer Modifications - See page E•4.

A	CG	CM	FH	GM	IBO	MFO	NBO	PEGS	PM	SM	T
						•		•			

End Panel Modifications - See page E•8.

BBS	DDE	F	FDE	FPE	IPE	RPE	SEBK	SED
•	•	•	•	•			•	•

Custom Modifications - See page E•12.

ADDTK	ADRW	AOMD	ART	AS	BBKI	CBO	CCO	CD	CFNTO	CFRMO	CH	CND	CS1	CW	EX	EXD	EXO	EXU	FFV	FLUTE
•	•				•		•	+		•	+			+	•	•	•	•		•

FTK	INVF	LSD	MI	NOO	OBRB	P	PFBP	RFLUTE	RMR	RTK	TD	VR	WS
•			•		•		•	•		+			

+Modifications with a plus sign (+) have exceptions. In the digital PDF, click on the code in the chart for details. See page E•1 for Modification Index.

Wall Blind Cabinets

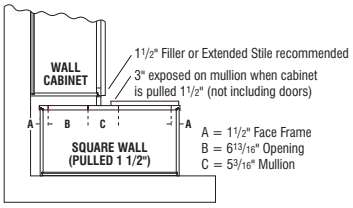

Top View
Full Overlay Styles

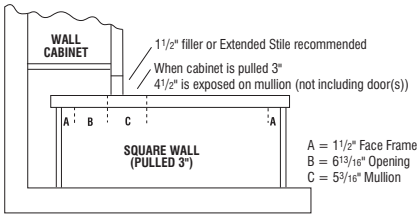

Top View, Pulled 3″

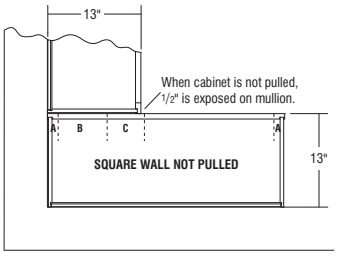

Top View
Inset Styles

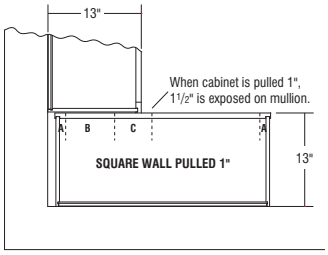

Top View, Pulled 1″

Wall Blind, 30″ High

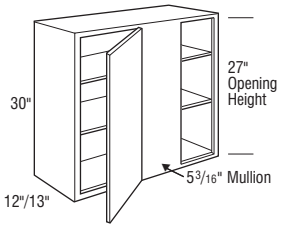

	C	D	F	H	I	J	K	L	M	O	P	Q
WB2430 L or R	1202	1107	1011	962	946	913	892	877	851	836	790	773
WB2730 L or R	1266	1169	1073	1015	999	962	946	927	898	885	833	821
WB3030 L or R	1352	1244	1137	1082	1056	1019	1006	986	953	944	890	872
WB3330 L or R	1419	1303	1186	1122	1099	1066	1045	1026	998	979	924	907
WB3630 L or R	1510	1392	1275	1210	1185	1144	1122	1107	1070	1047	991	974

- L or R denotes blind.
- Door will be hinged on same side as blind section.
- Can be pulled 3″.
- When ordering cabinet in a full overlay door style, unit must be pulled at least 1 1/2″ to 3″ from wall.
- Minimum 1.5″ filler or 1.5″ extended stile required on adjacent cabinet. Must be ordered separately.

Door & Drawer Modifications - See page E•4.

A	CG	CM	FH	GM	IBO	MFO	NBO	PEGS	PM	SM	T
•	•	•	•	•	•	•	•	•	•	•	

End Panel Modifications - See page E•8.

BBS	DDE	F	FDE	FPE	IPE	RPE	SEBK	SED
•	•	•	•	•	•	•	•	•

Custom Modifications - See page E•12.

ADDTK	ADRW	AOMD	ART	AS	BBKI	CBO	CCO	CD	CFNTO	CFRMO	CH	CND	CS1	CW	EX	EXD	EXO	EXU	FFV	FLUTE
•				•	•	•	•	+	•	•	+	•		+	•	•	•	•	•	•

FTK	INVF	LSD	MI	NOO	OBRB	P	PFBP	RFLUTE	RMR	RTK	TD	VR	WS
•		•	•		•	•	•	•		+			•

+Modifications with a plus sign (+) have exceptions. In the digital PDF, click on the code in the chart for details. See page E•1 for Modification Index.

Wall Blind, 30″ High

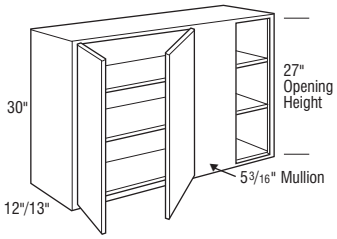

	C	D	F	H	I	J	K	L	M	O	P	Q
WB3930 L or R	2036	1875	1714	1625	1593	1547	1510	1486	1438	1418	1335	1310
WB4230 L or R	2128	1963	1799	1718	1686	1628	1597	1571	1519	1502	1401	1376
WB4530 L or R	2210	2036	1863	1771	1732	1677	1643	1621	1565	1550	1454	1424
WB4830 L or R	2243	2072	1901	1807	1771	1707	1673	1649	1595	1571	1482	1449

- L or R denotes blind.
- Can be pulled 3″.
- When ordering cabinet in a full overlay door style, unit must be pulled at least 1 1/2″ to 3″ from wall.
- Minimum 1.5″ filler or 1.5″ extended stile required on adjacent cabinet. Must be ordered separately.

Door & Drawer Modifications - See page E•4.

A	CG	CM	FH	GM	IBO	MFO	NBO	PEGS	PM	SM	T
•	•	•	•	•	•	•	•	•	•	•	

End Panel Modifications - See page E•8.

BBS	DDE	F	FDE	FPE	IPE	RPE	SEBK	SED
•	•	•	•	•	•	•	•	•

Custom Modifications - See page E•12.

ADDTK	ADRW	AOMD	ART	AS	BBKI	CBO	CCO	CD	CFNTO	CFRMO	CH	CND	CS1	CW	EX	EXD	EXO	EXU	FFV	FLUTE
•				•	•	•	•	+	•	•	+	•	+	+	•	•	•	•	•	•

FTK	INVF	LSD	MI	NOO	OBRB	P	PFBP	RFLUTE	RMR	RTK	TD	VR	WS
•		•	•		•	•	•	•		+			•

+Modifications with a plus sign (+) have exceptions. In the digital PDF, click on the code in the chart for details. See page E•1 for Modification Index.

Wall Blind, 33″ High

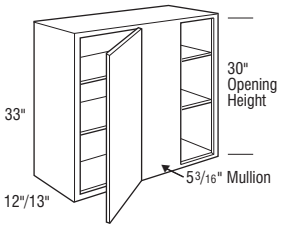

	C	D	F	H	I	J	K	L	M	O	P	Q
WB2433 L or R	1559	1437	1315	1251	1228	1185	1163	1137	1107	1089	1025	1005
WB2733 L or R	1642	1519	1396	1320	1294	1251	1228	1205	1169	1150	1088	1063
WB3033 L or R	1756	1617	1478	1402	1370	1326	1306	1281	1238	1226	1158	1135
WB3333 L or R	1838	1689	1540	1459	1428	1388	1360	1333	1291	1275	1198	1177
WB3633 L or R	1960	1808	1655	1570	1539	1486	1459	1437	1392	1364	1289	1267

- L or R denotes blind.
- Door will be hinged on same side as blind section.
- Can be pulled 3″.
- When ordering cabinet in a full overlay door style, unit must be pulled at least 1 1/2″ to 3″ from wall.
- Minimum 1.5″ filler or 1.5″ extended stile required on adjacent cabinet. Must be ordered separately.

Door & Drawer Modifications - See page E•4.

A	CG	CM	FH	GM	IBO	MFO	NBO	PEGS	PM	SM	T
•	•	•	•	•	•	•	•	•	•	•	

End Panel Modifications - See page E•8.

BBS	DDE	F	FDE	FPE	IPE	RPE	SEBK	SED
•	•	•	•	•	•	•	•	•

Custom Modifications - See page E•12.

ADDTK	ADRW	AOMD	ART	AS	BBKI	CBO	CCO	CD	CFNTO	CFRMO	CH	CND	CS1	CW	EX	EXD	EXO	EXU	FFV	FLUTE
•				•	•	•	•	+	•	•	+	•		+	•	•	•	•	•	•

FTK	INVF	LSD	MI	NOO	OBRB	P	PFBP	RFLUTE	RMR	RTK	TD	VR	WS
•		•	•		•	•	•	•		+			•

+Modifications with a plus sign (+) have exceptions. In the digital PDF, click on the code in the chart for details. See page E•1 for Modification Index.

Wall Blind, 33″ High

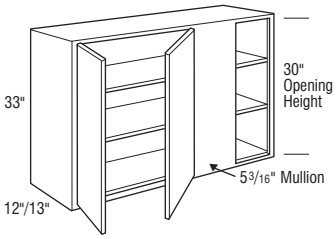

	C	D	F	H	I	J	K	L	M	O	P	Q
WB3933 L or R	2641	2436	2231	2112	2071	2008	1962	1933	1868	1845	1736	1702
WB4233 L or R	2763	2550	2337	2234	2191	2117	2073	2044	1975	1947	1819	1785
WB4533 L or R	2869	2644	2419	2299	2253	2175	2131	2107	2035	2012	1885	1849
WB4833 L or R	2922	2696	2470	2346	2299	2219	2174	2147	2072	2044	1928	1882

- L or R denotes blind.
- Can be pulled 3″.
- When ordering cabinet in a full overlay door style, unit must be pulled at least 1 1/2″ to 3″ from wall.
- Minimum 1.5″ filler or 1.5″ extended stile required on adjacent cabinet. Must be ordered separately.

Door & Drawer Modifications - See page E•4.

A	CG	CM	FH	GM	IBO	MFO	NBO	PEGS	PM	SM	T
•	•	•	•	•	•	•	•	•	•	•	

End Panel Modifications - See page E•8.

BBS	DDE	F	FDE	FPE	IPE	RPE	SEBK	SED
•	•	•	•	•	•	•	•	•

Custom Modifications - See page E•12.

ADDTK	ADRW	AOMD	ART	AS	BBKI	CBO	CCO	CD	CFNTO	CFRMO	CH	CND	CS1	CW	EX	EXD	EXO	EXU	FFV	FLUTE
•				•	•	•	•	+	•	•	+	•	+	+	•	•	•	•	•	•

FTK	INVF	LSD	MI	NOO	OBRB	P	PFBP	RFLUTE	RMR	RTK	TD	VR	WS
•		•	•		•	•	•	•		+			•

+Modifications with a plus sign (+) have exceptions. In the digital PDF, click on the code in the chart for details. See page E•1 for Modification Index.

Wall Blind, 36″ High

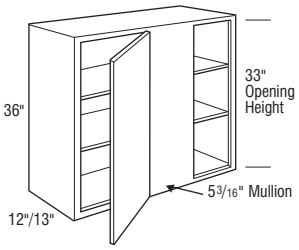

WB2436 L or R	1738	1603	1467	1435	1403	1363	1332	1310	1271	1247	1142	1117
WB2736 L or R	1828	1683	1539	1508	1482	1431	1403	1383	1335	1318	1198	1177
WB3036 L or R	1931	1785	1640	1557	1521	1473	1441	1420	1376	1352	1276	1251
WB3336 L or R	2029	1867	1705	1621	1589	1539	1508	1485	1437	1417	1332	1307
WB3636 L or R	2146	1978	1810	1718	1686	1628	1597	1571	1519	1502	1409	1383

- L or R denotes blind.
- Door will be hinged on same side as blind section.
- Can be pulled 3″.
- When ordering cabinet in a full overlay door style, unit must be pulled at least 1 1/2″ to 3″ from wall.
- Minimum 1.5″ filler or 1.5″ extended stile required on adjacent cabinet. Must be ordered separately.

Door & Drawer Modifications - See page E•4.

A	CG	CM	FH	GM	IBO	MFO	NBO	PEGS	PM	SM	T
•	•	•	•	•	•	•	•	•	•	•	•

End Panel Modifications - See page E•8.

BBS	DDE	F	FDE	FPE	IPE	RPE	SEBK	SED
•	•	•	•	•	•	•	•	•

Custom Modifications - See page E•12.

ADDTK	ADRW	AOMD	ART	AS	BBKI	CBO	CCO	CD	CFNTO	CFRMO	CH	CND	CS1	CW	EX	EXD	EXO	EXU	FFV	FLUTE
•				•	•	•	•	+	•	•	+	•		+	•	•	•	•	•	•

FTK	INVF	LSD	MI	NOO	OBRB	P	PFBP	RFLUTE	RMR	RTK	TD	VR	WS
•		•	•		•	•	•	•		+			•

+Modifications with a plus sign (+) have exceptions. In the digital PDF, click on the code in the chart for details. See page E•1 for Modification Index.

Wall Blind, 36″ High

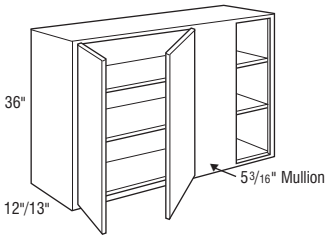

	C	D	F	H	I	J	K	L	M	O	P	Q
WB3936 L or R	2781	2564	2346	2214	2171	2102	2059	2028	1963	1936	1832	1798
WB4236 L or R	2949	2718	2488	2348	2300	2229	2182	2153	2079	2053	1940	1904
WB4536 L or R	3127	2882	2636	2490	2438	2361	2313	2283	2204	2174	2059	2019
WB4836 L or R	3311	3052	2793	2638	2587	2504	2451	2418	2337	2305	2183	2139

- L or R denotes blind.
- Can be pulled 3″.
- When ordering cabinet in a full overlay door style, unit must be pulled at least 1 1/2″ to 3″ from wall.
- Minimum 1.5″ filler or 1.5″ extended stile required on adjacent cabinet. Must be ordered separately.

Door & Drawer Modifications - See page E•4.

A	CG	CM	FH	GM	IBO	MFO	NBO	PEGS	PM	SM	T
•	•	•	•	•	•	•	•	•	•	•	•

End Panel Modifications - See page E•8.

BBS	DDE	F	FDE	FPE	IPE	RPE	SEBK	SED
•	•	•	•	•	•	•	•	•

Custom Modifications - See page E•12.

ADDTK	ADRW	AOMD	ART	AS	BBKI	CBO	CCO	CD	CFNTO	CFRMO	CH	CND	CS1	CW	EX	EXD	EXO	EXU	FFV	FLUTE
•				•	•	•	•	+	•	•	+	•	+	+	•	•	•	•	•	•

FTK	INVF	LSD	MI	NOO	OBRB	P	PFBP	RFLUTE	RMR	RTK	TD	VR	WS
•		•	•		•	•	•	•		+			•

+Modifications with a plus sign (+) have exceptions. In the digital PDF, click on the code in the chart for details. See page E•1 for Modification Index.

Wall Blind, 39″ High

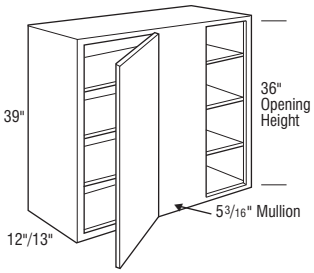

	C	D	F	H	I	J	K	L	M	O	P	Q
WB2439 L or R	2082	1922	1762	1723	1686	1635	1597	1570	1522	1496	1370	1337
WB2739 L or R	2190	2019	1849	1809	1777	1718	1686	1659	1602	1580	1438	1411
WB3039 L or R	2328	2147	1966	1865	1823	1770	1730	1704	1649	1621	1530	1503
WB3339 L or R	2437	2241	2045	1944	1908	1849	1809	1781	1724	1699	1597	1567
WB3639 L or R	2575	2373	2172	2063	2020	1957	1917	1887	1822	1802	1691	1659

- L or R denotes blind.
- Door will be hinged on same side as blind section.
- Can be pulled 3″.
- When ordering cabinet in a full overlay door style, unit must be pulled at least 1 1/2″ to 3″ from wall.
- Minimum 1.5″ filler or 1.5″ extended stile required on adjacent cabinet. Must be ordered separately.

Door & Drawer Modifications - See page E•4.

A	CG	CM	FH	GM	IBO	MFO	NBO	PEGS	PM	SM	T
•	•	•	•	•	•	•	•	•	•	•	•

End Panel Modifications - See page E•8.

BBS	DDE	F	FDE	FPE	IPE	RPE	SEBK	SED
•	•	•	•	•	•	•	•	•

Custom Modifications - See page E•12.

ADDTK	ADRW	AOMD	ART	AS	BBKI	CBO	CCO	CD	CFNTO	CFRMO	CH	CND	CS1	CW	EX	EXD	EXO	EXU	FFV	FLUTE
•				•	•	•	•	+	•	•	+	•		+	•	•	•	•	•	•

FTK	INVF	LSD	MI	NOO	OBRB	P	PFBP	RFLUTE	RMR	RTK	TD	VR	WS
•		•	•		•	•	•	•		+			•

+Modifications with a plus sign (+) have exceptions. In the digital PDF, click on the code in the chart for details. See page E•1 for Modification Index.

Wall Blind, 39″ High

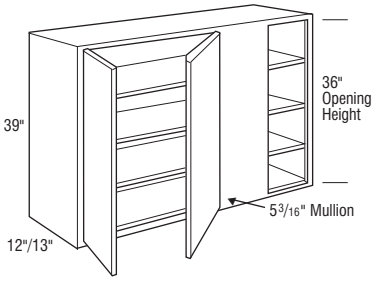

	C	D	F	H	I	J	K	L	M	O	P	Q
WB3939 L or R	2873	2648	2423	2288	2243	2168	2124	2098	2026	1998	1892	1855
WB4239 L or R	3045	2807	2568	2424	2378	2298	2253	2221	2149	2120	2006	1966
WB4539 L or R	3226	2975	2724	2569	2518	2437	2387	2353	2278	2247	2125	2082
WB4839 L or R	3416	3152	2887	2725	2671	2585	2532	2496	2414	2381	2253	2208

- L or R denotes blind.
- Can be pulled 3″.
- When ordering cabinet in a full overlay door style, unit must be pulled at least 1 1/2″ to 3″ from wall.
- Minimum 1.5″ filler or 1.5″ extended stile required on adjacent cabinet. Must be ordered separately.

Door & Drawer Modifications - See page E•4.

A	CG	CM	FH	GM	IBO	MFO	NBO	PEGS	PM	SM	T
•	•	•	•	•	•	•	•	•	•	•	•

End Panel Modifications - See page E•8.

BBS	DDE	F	FDE	FPE	IPE	RPE	SEBK	SED
•	•	•	•	•	•	•	•	•

Custom Modifications - See page E•12.

ADDTK	ADRW	AOMD	ART	AS	BBKI	CBO	CCO	CD	CFNTO	CFRMO	CH	CND	CS1	CW	EX	EXD	EXO	EXU	FFV	FLUTE
•				•	•	•	•	+	•	•	+	•	+	+	•	•	•	•	•	•

FTK	INVF	LSD	MI	NOO	OBRB	P	PFBP	RFLUTE	RMR	RTK	TD	VR	WS
•		•	•		•	+	•	•		+			•

+Modifications with a plus sign (+) have exceptions. In the digital PDF, click on the code in the chart for details. See page E•1 for Modification Index.

Wall Blind, 42″ High

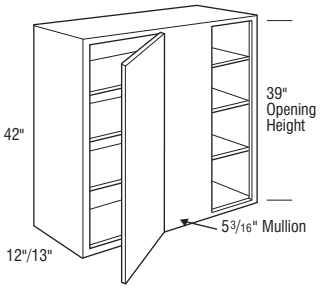

WB2442 L or R	2243	2072	1901	1900	1863	1800	1763	1742	1681	1659	1482	1449
WB2742 L or R	2368	2183	1998	2005	1963	1903	1855	1832	1774	1746	1558	1522
WB3042 L or R	2500	2307	2115	2103	2059	1992	1876	1847	1861	1761	1648	1617
WB3342 L or R	2623	2415	2206	2188	2141	2070	1953	1922	1935	1832	1720	1687
WB3642 L or R	2759	2539	2320	2214	2171	2103	2059	2027	1959	1935	1808	1773

- L or R denotes blind.
- Door will be hinged on same side as blind section.
- Can be pulled 3″.
- When ordering cabinet in a full overlay door style, unit must be pulled at least 1 1/2″ to 3″ from wall.
- Minimum 1.5″ filler or 1.5″ extended stile required on adjacent cabinet. Must be ordered separately.

Door & Drawer Modifications - See page E•4.

A	CG	CM	FH	GM	IBO	MFO	NBO	PEGS	PM	SM	T
•	•	•	•	•	•	•	•	•	•	•	•

End Panel Modifications - See page E•8.

BBS	DDE	F	FDE	FPE	IPE	RPE	SEBK	SED
•	•	•	•	•	•	•	•	•

Custom Modifications - See page E•12.

ADDTK	ADRW	AOMD	ART	AS	BBKI	CBO	CCO	CD	CFNTO	CFRMO	CH	CND	CS1	CW	EX	EXD	EXO	EXU	FFV	FLUTE
•				•	•	•	•	+	•	•	+	•		+	•	•	•	•	•	•

FTK	INVF	LSD	MI	NOO	OBRB	P	PFBP	RFLUTE	RMR	RTK	TD	VR	WS
•		•	•		•	•	•	•		+			•

+Modifications with a plus sign (+) have exceptions. In the digital PDF, click on the code in the chart for details. See page E•1 for Modification Index.

Wall Blind, 42″ High

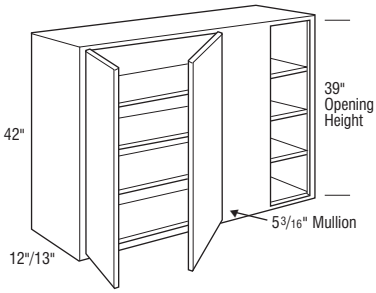

	C	D	F	H	I	J	K	L	M	O	P	Q
WB3942 L or R	3093	2849	2605	2467	2419	2341	2294	2259	2183	2158	2036	1992
WB4242 L or R	3394	3133	2872	2723	2670	2585	2537	2493	2411	2380	2237	2193
WB4542 L or R	3506	3229	2952	2806	2755	2660	2607	2573	2483	2454	2302	2250
WB4842 L or R	3576	3295	3014	2858	2804	2710	2650	2610	2532	2495	2345	2299

- L or R denotes blind.
- Can be pulled 3″.
- When ordering cabinet in a full overlay door style, unit must be pulled at least 1 1/2″ to 3″ from wall.
- Minimum 1.5″ filler or 1.5″ extended stile required on adjacent cabinet. Must be ordered separately.

Door & Drawer Modifications - See page E•4.

A	CG	CM	FH	GM	IBO	MFO	NBO	PEGS	PM	SM	T
•	•	•	•	•	•	•	•	•	•	•	•

End Panel Modifications - See page E•8.

BBS	DDE	F	FDE	FPE	IPE	RPE	SEBK	SED
•	•	•	•	•	•	•	•	•

Custom Modifications - See page E•12.

ADDTK	ADRW	AOMD	ART	AS	BBKI	CBO	CCO	CD	CFNTO	CFRMO	CH	CND	CS1	CW	EX	EXD	EXO	EXU	FFV	FLUTE
•				•	•	•	•	+	•	•	+	•	+	+	•	•	•	•	•	•

FTK	INVF	LSD	MI	NOO	OBRB	P	PFBP	RFLUTE	RMR	RTK	TD	VR	WS
•		•	•		•	+	•	•		+			•

+Modifications with a plus sign (+) have exceptions. In the digital PDF, click on the code in the chart for details. See page E•1 for Modification Index.

Wall Blind Stacked, 48″, 51″, or 54″ High

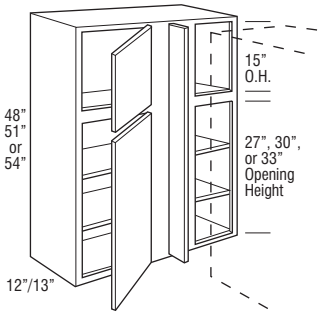

	C	D	F	H	I	J	K	L	M	O	P	Q
WBST2448 L or R	2315	2133	1951	1856	1818	1753	1727	1700	1640	1622	1524	1488
WBST2748 L or R	3290	3029	2769	2648	2597	2506	2456	2426	2340	2304	2156	2115
WBST3048 L or R	3470	3195	2921	2769	2714	2628	2574	2535	2452	2414	2279	2237
WBST3348 L or R	3581	3305	3029	2858	2806	2714	2653	2615	2530	2498	2357	2308
WBST3648 L or R	3705	3424	3141	2981	2918	2825	2768	2725	2640	2603	2446	2396
WBST2451 L or R	2588	2387	2185	2075	2034	1966	1934	1905	1837	1815	1708	1667
WBST2751 L or R	3687	3393	3099	2966	2907	2807	2755	2716	2619	2579	2414	2371
WBST3051 L or R	3889	3578	3268	3099	3038	2941	2884	2839	2746	2704	2552	2506
WBST3351 L or R	4006	3699	3393	3200	3142	3038	2974	2930	2834	2800	2642	2585
WBST3651 L or R	4155	3837	3518	3340	3266	3166	3098	3053	2956	2916	2737	2686
WBST2454 L or R	2690	2483	2275	2166	2118	2057	2011	1982	1913	1893	1769	1740
WBST2754 L or R	3857	3555	3254	3099	3036	2939	2881	2837	2736	2705	2535	2487
WBST3054 L or R	4046	3729	3412	3231	3168	3065	3005	2963	2864	2824	2654	2605
WBST3354 L or R	4192	3866	3539	3343	3276	3168	3101	3053	2956	2915	2761	2700
WBST3654 L or R	4352	4010	3670	3479	3411	3300	3225	3186	3082	3039	2863	2806

- L or R denotes blind.
- Door will be hinged on same side as blind section.
- Includes one 3″ filler, shipped unattached.
- Can be pulled 3″.
- When ordering cabinet in a full overlay door style, unit must be pulled at least 1 1/2″ to 3″ from wall.
- Change Height modification will increase the height of the lower cabinet section. The upper cabinet section will retain its original height.

Door & Drawer Modifications - See page E•4.

A	CG	CM	FH	GM	IBO	MFO	NBO	PEGS	PM	SM	T
•	•	•	•	•	•	•	•	•	•	•	

End Panel Modifications - See page E•8.

BBS	DDE	F	FDE	FPE	IPE	RPE	SEBK	SED
•	•	•	•	•	•	•	•	•

Custom Modifications - See page E•12.

ADDTK	ADRW	AOMD	ART	AS	BBKI	CBO	CCO	CD	CFNTO	CFRMO	CH	CND	CS1	CW	EX	EXD	EXO	EXU	FFV	FLUTE
•					•	•	•	+	•	•	+	•		+	•		•	•	•	•

FTK	INVF	LSD	MI	NOO	OBRB	P	PFBP	RFLUTE	RMR	RTK	TD	VR	WS
•	•	•	•		•		•	•	•	+			•

+Modifications with a plus sign (+) have exceptions. In the digital PDF, click on the code in the chart for details. See page E•1 for Modification Index.

Wall Blind Stacked, 57″ or 60″ High

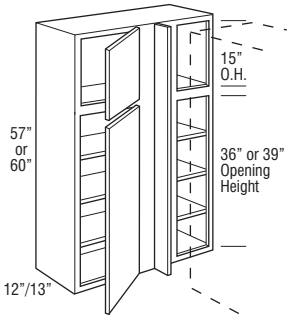

	C	D	F	H	I	J	K	L	M	O	P	Q
WBST2457 L or R	2823	2605	2386	2273	2227	2156	2110	2080	2012	1985	1859	1824
WBST2757 L or R	4046	3731	3416	3254	3186	3084	3026	2980	2873	2842	2660	2611
WBST3057 L or R	4249	3915	3581	3392	3323	3217	3155	3107	3006	2966	2786	2735
WBST3357 L or R	4398	4058	3719	3513	3443	3323	3258	3207	3101	3056	2897	2836
WBST3657 L or R	4571	4211	3852	3652	3580	3466	3386	3346	3236	3192	3004	2945
WBST2460 L or R	2894	2669	2443	2319	2273	2196	2156	2126	2056	2028	1906	1866
WBST2760 L or R	4158	3829	3499	3334	3264	3162	3101	3052	2947	2914	2725	2681
WBST3060 L or R	4336	3993	3651	3469	3405	3294	3225	3176	3072	3028	2847	2792
WBST3360 L or R	4502	4152	3803	3585	3517	3398	3334	3275	3175	3128	2966	2901
WBST3660 L or R	4676	4308	3940	3729	3651	3532	3462	3419	3299	3261	3075	3013

- L or R denotes blind.
- Door will be hinged on same side as blind section.
- Includes one 3″ filler, shipped unattached.
- Can be pulled 3″.
- When ordering cabinet in a full overlay door style, unit must be pulled at least 1 1/2″ to 3″ from wall.
- Change Height modification will increase the height of the lower cabinet section. The upper cabinet section will retain its original height.

Door & Drawer Modifications - See page E•4.

A	CG	CM	FH	GM	IBO	MFO	NBO	PEGS	PM	SM	T
•	•	•	•	•	•	•	•	•	•	•	

End Panel Modifications - See page E•8.

BBS	DDE	F	FDE	FPE	IPE	RPE	SEBK	SED
•	•	•	•	•	•	•	•	•

Custom Modifications - See page E•12.

ADDTK	ADRW	AOMD	ART	AS	BBKI	CBO	CCO	CD	CFNTO	CFRMO	CH	CND	CS1	CW	EX	EXD	EXO	EXU	FFV	FLUTE
•					•	•	•	+	•	•	+	•		+	•		•	•	•	•

FTK	INVF	LSD	MI	NOO	OBRB	P	PFBP	RFLUTE	RMR	RTK	TD	VR	WS
•	•	•	•		•		•	•	•	+			•

+Modifications with a plus sign (+) have exceptions. In the digital PDF, click on the code in the chart for details. See page E•1 for Modification Index.

Wall Blind Stacked, 48″, 51″, or 54″ High

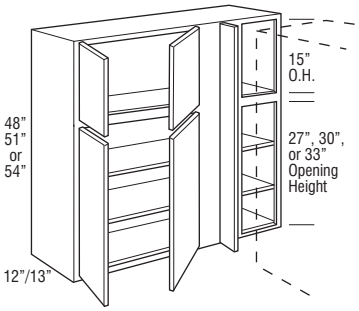

	C	D	F	H	I	J	K	L	M	O	P	Q
WBST3948 L or R	3913	3606	3300	3117	3059	2956	2898	2856	2761	2723	2565	2514
WBST4248 L or R	4055	3735	3414	3250	3186	3077	3007	2967	2873	2831	2658	2609
WBST4548 L or R	4208	3879	3550	3380	3316	3201	3139	3099	2993	2957	2775	2723
WBST4848 L or R	4388	4044	3701	3515	3443	3332	3266	3220	3109	3076	2890	2831
WBST3951 L or R	4384	4039	3695	3488	3425	3310	3248	3197	3091	3050	2875	2820
WBST4251 L or R	4536	4181	3827	3638	3569	3446	3369	3321	3217	3173	2980	2921
WBST4551 L or R	4716	4343	3971	3788	3716	3584	3517	3470	3351	3311	3109	3050
WBST4851 L or R	4913	4531	4149	3935	3854	3729	3660	3607	3483	3444	3237	3173
WBST3954 L or R	4189	4189	4189	3621	3552	3433	3365	3313	3201	3159	2985	2926
WBST4254 L or R	4327	4327	4327	3769	3691	3565	3491	3443	3332	3287	3082	3026
WBST4554 L or R	4886	4505	4126	3935	3859	3729	3644	3601	3480	3435	3224	3162
WBST4854 L or R	5099	4697	4295	4084	4003	3877	3800	3743	3614	3571	3350	3287

- L or R denotes blind.
- Includes one 3″ filler, shipped unattached.
- Can be pulled 3″.
- When ordering cabinet in a full overlay door style, unit must be pulled at least 1 1/2″ to 3″ from wall.
- Change Height modification will increase the height of the lower cabinet section. The upper cabinet section will retain its original height.

Door & Drawer Modifications - See page E•4.

A	CG	CM	FH	GM	IBO	MFO	NBO	PEGS	PM	SM	T
•	•	•	•	•	•	•	•	•	•	•	

End Panel Modifications - See page E•8.

BBS	DDE	F	FDE	FPE	IPE	RPE	SEBK	SED
•	•	•	•	•	•	•	•	•

Custom Modifications - See page E•12.

ADDTK	ADRW	AOMD	ART	AS	BBKI	CBO	CCO	CD	CFNTO	CFRMO	CH	CND	CS1	CW	EX	EXD	EXO	EXU	FFV	FLUTE
•					•	•	•	+	•	•	+	•		+	+		+	•	•	•

FTK	INVF	LSD	MI	NOO	OBRB	P	PFBP	RFLUTE	RMR	RTK	TD	VR	WS
•	•	•	•		•		•	•	•	+			•

+Modifications with a plus sign (+) have exceptions. In the digital PDF, click on the code in the chart for details. See page E•1 for Modification Index.

Wall Blind Stacked, 57″ or 60″ High

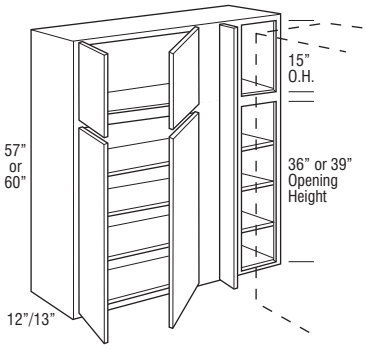

	C	D	F	H	I	J	K	L	M	O	P	Q
WBST3957 L or R	4763	4391	4019	3794	3718	3598	3523	3476	3361	3316	3137	3076
WBST4257 L or R	4907	4527	4147	3914	3836	3712	3635	3585	3466	3420	3236	3173
WBST4557 L or R	5125	4728	4331	4130	4055	3915	3829	3779	3655	3606	3385	3319
WBST4857 L or R	5346	4928	4510	4290	4205	4067	3993	3930	3797	3749	3518	3449
WBST3960 L or R	4860	4478	4098	3877	3800	3668	3628	3547	3425	3380	3192	3130
WBST4260 L or R	5013	4622	4231	4030	3956	3821	3739	3686	3565	3515	3299	3237
WBST4560 L or R	5235	4820	4405	4199	4118	3974	3898	3842	3714	3668	3443	3380
WBST4860 L or R	5446	5023	4600	4374	4285	4149	4063	4001	3871	3812	3581	3515

- L or R denotes blind.
- Includes one 3″ filler, shipped unattached.
- Can be pulled 3″.
- When ordering cabinet in a full overlay door style, unit must be pulled at least 1 1/2″ to 3″ from wall.
- Change Height modification will increase the height of the lower cabinet section. The upper cabinet section will retain its original height.

Door & Drawer Modifications - See page E•4.

A	CG	CM	FH	GM	IBO	MFO	NBO	PEGS	PM	SM	T
•	•	•	•	•	•	•	•	•	•	•	

End Panel Modifications - See page E•8.

BBS	DDE	F	FDE	FPE	IPE	RPE	SEBK	SED
•	•	•	•	•	•	•	•	•

Custom Modifications - See page E•12.

ADDTK	ADRW	AOMD	ART	AS	BBKI	CBO	CCO	CD	CFNTO	CFRMO	CH	CND	CS1	CW	EX	EXD	EXO	EXU	FFV	FLUTE
•					•	•	•	+	•	•	+	•		+	+		+	•	•	•

FTK	INVF	LSD	MI	NOO	OBRB	P	PFBP	RFLUTE	RMR	RTK	TD	VR	WS
•	•	•	•		•		•	•	•	+			•

+Modifications with a plus sign (+) have exceptions. In the digital PDF, click on the code in the chart for details. See page E•1 for Modification Index.

Wall Easy Reach

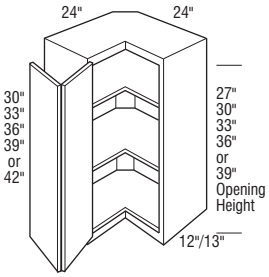

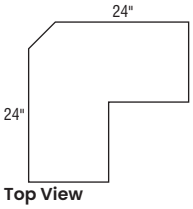

Top View

	C	D	F	H	I	J	K	L	M	O	P	Q
WER2430 L or R	2193	2028	1864	1790	1701	1686	1645	1597	1593	1570	1467	1440
WER2433 L or R	2529	2337	2146	2055	1957	1936	1892	1835	1832	1807	1688	1659
WER2436 L or R	2630	2434	2238	2157	2045	2042	1981	1935	1917	1889	1762	1725
WER2439 L or R	3028	2801	2574	2477	2351	2348	2281	2225	2203	2173	2025	1987
WER2442 L or R	3123	2886	2650	2558	2428	2406	2350	2277	2281	2247	2091	2051

- 30″-36″ High include two adjustable shelves. 39″-42″ include three adjustable shelves.
- End panels must be equal in size.
- Decorative hardware screws must be countersunk to prevent scratching of face frame and adjacent cabinets.
- Integrated soft-close hinge not included.

Door & Drawer Modifications - See page E•4.

A	CG	CM	FH	GM	IBO	MFO	NBO	PEGS	PM	SM	T
			•		•	•	•				

End Panel Modifications - See page E•8.

BBS	DDE	F	FDE	FPE	IPE	RPE	SEBK	SED
•	•	•		•				•

Custom Modifications - See page E•12.

ADDTK	ADRW	AOMD	ART	AS	BBKI	CBO	CCO	CD	CFNTO	CFRMO	CH	CND	CS1	CW	EX	EXD	EXO	EXU	FFV	FLUTE
•					•	•	•	+			+	•		+				•		•

FTK	INVF	LSD	MI	NOO	OBRB	P	PFBP	RFLUTE	RMR	RTK	TD	VR	WS
•		•	•		•		•	•				•	

+Modifications with a plus sign (+) have exceptions. In the digital PDF, click on the code in the chart for details. See page E•1 for Modification Index.

Wall Easy Reach

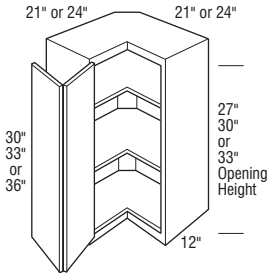

	C	D	F	H	I	J	K	L	M	O	P	Q
WER2130 L or R	2061	1906	1752	1683	1599	1585	1546	1501	1497	1476	1379	1354
WER212430 L or R	2127	1967	1808	1736	1650	1635	1596	1549	1545	1523	1423	1397
WER242130 L or R	2127	1967	1808	1736	1650	1635	1596	1549	1545	1523	1423	1397
WER2133 L or R	2377	2197	2017	1932	1840	1820	1778	1725	1722	1699	1587	1559
WER212433 L or R	2453	2267	2082	1993	1898	1878	1835	1780	1777	1753	1637	1609
WER242133 L or R	2453	2267	2082	1993	1898	1878	1835	1780	1777	1753	1637	1609
WER2136 L or R	2472	2288	2104	2028	1922	1919	1862	1819	1802	1776	1656	1622
WER212436 L or R	2551	2361	2171	2092	1984	1981	1922	1877	1859	1832	1709	1673
WER242136 L or R	2551	2361	2171	2092	1984	1981	1922	1877	1859	1832	1709	1673

- Legs at the front frames are 9" on 21" leg and 12" on 24" leg.
- Decorative hardware screws must be countersunk to prevent scratching of face frame and adjacent cabinets.
- Integrated soft-close hinge not included.

Door & Drawer Modifications - See page E•4.

A	CG	CM	FH	GM	IBO	MFO	NBO	PEGS	PM	SM	T
						•					

End Panel Modifications - See page E•8.

BBS	DDE	F	FDE	FPE	IPE	RPE	SEBK	SED
•	•	•		•				•

Custom Modifications - See page E•12.

ADDTK	ADRW	AOMD	ART	AS	BBKI	CBO	CCO	CD	CFNTO	CFRMO	CH	CND	CS1	CW	EX	EXD	EXO	EXU	FFV	FLUTE
•					•	•	•	+			+	•		+				•		•

FTK	INVF	LSD	MI	NOO	OBRB	P	PFBP	RFLUTE	RMR	RTK	TD	VR	WS
		•	•		•		•	•					

+Modifications with a plus sign (+) have exceptions. In the digital PDF, click on the code in the chart for details. See page E•1 for Modification Index.

Wall Easy Reach

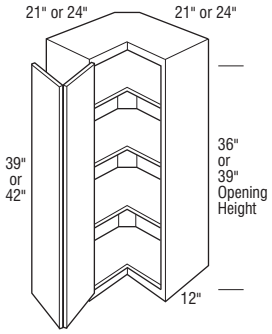

	C	D	F	H	I	J	K	L	M	O	P	Q
WER2139 L or R	2846	2633	2420	2328	2210	2207	2144	2092	2071	2043	1904	1868
WER212439 L or R	2937	2717	2497	2403	2280	2278	2213	2158	2137	2108	1964	1927
WER242139 L or R	2937	2717	2497	2403	2280	2278	2213	2158	2137	2108	1964	1927
WER2142 L or R	2936	2713	2491	2405	2282	2262	2209	2140	2144	2112	1966	1928
WER212442 L or R	3029	2799	2571	2481	2355	2334	2280	2209	2213	2180	2028	1989
WER242142 L or R	3029	2799	2571	2481	2355	2334	2280	2209	2213	2180	2028	1989

- Legs at the front frames are 9" on 21" leg and 12" on 24" leg.
- Decorative hardware screws must be countersunk to prevent scratching of face frame and adjacent cabinets.
- Integrated soft-close hinge not included.

Door & Drawer Modifications - See page E•4.

A	CG	CM	FH	GM	IBO	MFO	NBO	PEGS	PM	SM	T
						•					

End Panel Modifications - See page E•8.

BBS	DDE	F	FDE	FPE	IPE	RPE	SEBK	SED
•	•	•		•				•

Custom Modifications - See page E•12.

ADDTK	ADRW	AOMD	ART	AS	BBKI	CBO	CCO	CD	CFNTO	CFRMO	CH	CND	CS1	CW	EX	EXD	EXO	EXU	FFV	FLUTE
•					•	•	•	+			+	•		+				•		•

FTK	INVF	LSD	MI	NOO	OBRB	P	PFBP	RFLUTE	RMR	RTK	TD	VR	WS
		•	•		•		•	•					

+Modifications with a plus sign (+) have exceptions. In the digital PDF, click on the code in the chart for details. See page E•1 for Modification Index.

Wall Easy Reach

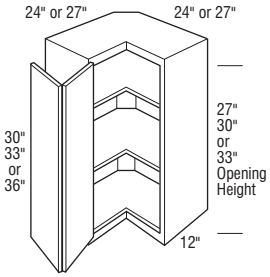

	C	D	F	H	I	J	K	L	M	O	P	Q
WER2730 L or R	2325	2150	1976	1897	1803	1787	1744	1693	1689	1664	1555	1526
WER272430 L or R	2390	2211	2032	1951	1854	1838	1793	1741	1736	1711	1599	1570
WER242730 L or R	2390	2211	2032	1951	1854	1838	1793	1741	1736	1711	1599	1570
WER2733 L or R	2681	2477	2275	2178	2074	2052	2006	1945	1942	1915	1789	1759
WER272433 L or R	2757	2547	2339	2240	2133	2110	2062	2000	1997	1970	1840	1808
WER242733 L or R	2757	2547	2339	2240	2133	2110	2062	2000	1997	1970	1840	1808
WER2736 L or R	2788	2580	2372	2286	2168	2165	2100	2051	2032	2002	1868	1829
WER272436 L or R	2867	2653	2439	2351	2229	2226	2159	2109	2090	2059	1921	1880
WER242736 L or R	2867	2653	2439	2351	2229	2226	2159	2109	2090	2059	1921	1880

- Legs at the front frames are 12" on 24" leg and 15" on 27" leg.
- Decorative hardware screws must be countersunk to prevent scratching of face frame and adjacent cabinets.
- Integrated soft-close hinge not included.

Door & Drawer Modifications - See page E•4.

A	CG	CM	FH	GM	IBO	MFO	NBO	PEGS	PM	SM	T
						•					

End Panel Modifications - See page E•8.

BBS	DDE	F	FDE	FPE	IPE	RPE	SEBK	SED
•	•	•		•				•

Custom Modifications - See page E•12.

ADDTK	ADRW	AOMD	ART	AS	BBKI	CBO	CCO	CD	CFNTO	CFRMO	CH	CND	CS1	CW	EX	EXD	EXO	EXU	FFV	FLUTE
•					•	•	•	+			+	•		+				•		•

FTK	INVF	LSD	MI	NOO	OBRB	P	PFBP	RFLUTE	RMR	RTK	TD	VR	WS
		•	•		•		•	•					

+Modifications with a plus sign (+) have exceptions. In the digital PDF, click on the code in the chart for details. See page E•1 for Modification Index.

Wall Easy Reach

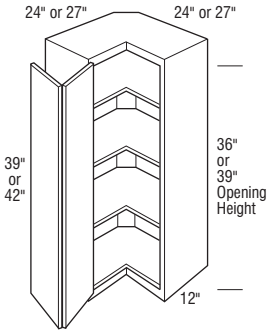

	C	D	F	H	I	J	K	L	M	O	P	Q
WER2739 L or R	3210	2969	2728	2626	2492	2489	2418	2359	2335	2303	2147	2106
WER272439 L or R	3301	3053	2806	2700	2563	2559	2486	2425	2401	2369	2207	2166
WER242739 L or R	3301	3053	2806	2700	2563	2559	2486	2425	2401	2369	2207	2166
WER2742 L or R	3310	3059	2809	2711	2574	2550	2491	2414	2418	2382	2216	2174
WER272442 L or R	3404	3146	2889	2788	2647	2623	2562	2482	2486	2449	2279	2236
WER242742 L or R	3404	3146	2889	2788	2647	2623	2562	2482	2486	2449	2279	2236

- Legs at the front frames are 12" on 24" leg and 15" on 27" leg.
- Decorative hardware screws must be countersunk to prevent scratching of face frame and adjacent cabinets.
- Integrated soft-close hinge not included.

Door & Drawer Modifications - See page E•4.

A	CG	CM	FH	GM	IBO	MFO	NBO	PEGS	PM	SM	T
						•					

End Panel Modifications - See page E•8.

BBS	DDE	F	FDE	FPE	IPE	RPE	SEBK	SED
•	•	•		•				•

Custom Modifications - See page E•12.

ADDTK	ADRW	AOMD	ART	AS	BBKI	CBO	CCO	CD	CFNTO	CFRMO	CH	CND	CS1	CW	EX	EXD	EXO	EXU	FFV	FLUTE
•					•	•	•	+			+	•		+				•		•

FTK	INVF	LSD	MI	NOO	OBRB	P	PFBP	RFLUTE	RMR	RTK	TD	VR	WS
		•	•		•		•	•					

+Modifications with a plus sign (+) have exceptions. In the digital PDF, click on the code in the chart for details. See page E•1 for Modification Index.

Wall Easy Reach

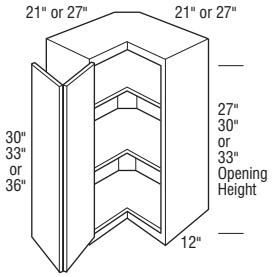

	C	D	F	H	I	J	K	L	M	O	P	Q
WER272130 L or R	2357	2180	2004	1924	1829	1812	1768	1717	1712	1688	1577	1548
WER212730 L or R	2160	1998	1836	1763	1675	1661	1620	1573	1569	1546	1445	1418
WER272133 L or R	2719	2512	2307	2209	2104	2081	2034	1973	1969	1943	1815	1783
WER212733 L or R	2491	2302	2114	2024	1928	1907	1864	1807	1805	1780	1663	1634
WER272136 L or R	2827	2617	2406	2319	2198	2195	2130	2080	2061	2031	1894	1854
WER212736 L or R	2591	2397	2204	2125	2014	2011	1951	1906	1888	1861	1736	1699

- Legs at the front frames are 9" on 21" leg and 15" on 27" leg.
- Decorative hardware screws must be countersunk to prevent scratching of face frame and adjacent cabinets.
- Integrated soft-close hinge not included.

Door & Drawer Modifications - See page E•4.

A	CG	CM	FH	GM	IBO	MFO	NBO	PEGS	PM	SM	T
						•					

End Panel Modifications - See page E•8.

BBS	DDE	F	FDE	FPE	IPE	RPE	SEBK	SED
•	•	•		•				•

Custom Modifications - See page E•12.

ADDTK	ADRW	AOMD	ART	AS	BBKI	CBO	CCO	CD	CFNTO	CFRMO	CH	CND	CS1	CW	EX	EXD	EXO	EXU	FFV	FLUTE
•					•	•	•	+			+	•		+				•		•

FTK	INVF	LSD	MI	NOO	OBRB	P	PFBP	RFLUTE	RMR	RTK	TD	VR	WS
		•	•		•		•	•					

+Modifications with a plus sign (+) have exceptions. In the digital PDF, click on the code in the chart for details. See page E•1 for Modification Index.

Wall Easy Reach

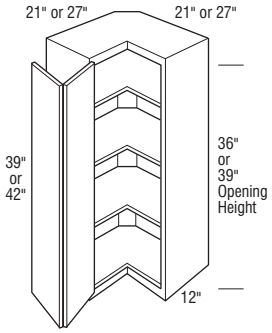

	C	D	F	H	I	J	K	L	M	O	P	Q
WER272139 L or R	3255	3011	2767	2663	2527	2524	2452	2392	2368	2336	2177	2136
WER212739 L or R	2983	2759	2535	2440	2316	2313	2247	2192	2170	2140	1995	1957
WER272142 L or R	3357	3102	2849	2750	2610	2586	2526	2448	2452	2416	2248	2205
WER212742 L or R	3076	2843	2610	2520	2392	2370	2315	2243	2247	2213	2060	2020

- Legs at the front frames are 9" on 21" leg and 15"on 27" leg.
- Decorative hardware screws must be countersunk to prevent scratching of face frame and adjacent cabinets.
- Integrated soft-close hinge not included.

Door & Drawer Modifications - See page E•4.

A	CG	CM	FH	GM	IBO	MFO	NBO	PEGS	PM	SM	T
						•					

End Panel Modifications - See page E•8.

BBS	DDE	F	FDE	FPE	IPE	RPE	SEBK	SED
•	•	•		•				•

Custom Modifications - See page E•12.

ADDTK	ADRW	AOMD	ART	AS	BBKI	CBO	CCO	CD	CFNTO	CFRMO	CH	CND	CS1	CW	EX	EXD	EXO	EXU	FFV	FLUTE
•					•	•	•	+			+	•		+				•		•

FTK	INVF	LSD	MI	NOO	OBRB	P	PFBP	RFLUTE	RMR	RTK	TD	VR	WS
		•	•		•		•	•					

+Modifications with a plus sign (+) have exceptions. In the digital PDF, click on the code in the chart for details. See page E•1 for Modification Index.

Wall Diagonal

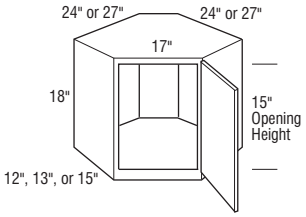

WD2418-WD2718

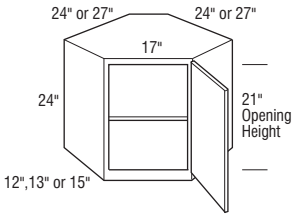

WD2424-WD2724

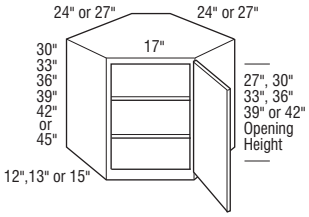

WD2430-WD2745

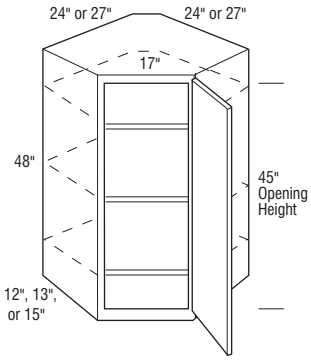

WD2448-WD2748

	C	D	F	H	I	J	K	L	M	O	P	Q
WD2418 L or R	1271	1176	1081	1025	1008	974	952	940	909	896	837	822
WD2718 L or R	1359	1252	1146	1090	1067	1032	1011	998	962	952	893	877
WD2424 L or R	1421	1309	1197	1137	1117	1085	1056	1043	1010	999	928	911
WD2724 L or R	1580	1457	1334	1259	1232	1194	1169	1155	1114	1099	1039	1015
WD2430 L or R	1561	1444	1326	1268	1241	1203	1173	1158	1122	1107	1035	1012
WD2433 L or R	1845	1705	1565	1496	1465	1420	1384	1365	1325	1306	1220	1194
WD2436 L or R	1979	1824	1670	1589	1559	1508	1478	1457	1408	1390	1304	1278
WD2730 L or R	1618	1497	1376	1309	1280	1240	1212	1197	1164	1142	1073	1047
WD2733 L or R	1915	1768	1622	1547	1512	1464	1428	1411	1370	1347	1268	1238
WD2736 L or R	2038	1883	1727	1635	1607	1557	1521	1503	1455	1435	1345	1325
WD2439 L or R	2219	2045	1872	1780	1746	1689	1655	1631	1577	1558	1459	1431
WD2442 L or R	2345	2160	1976	1875	1835	1774	1743	1718	1656	1640	1537	1508
WD2445 L or R	2811	2592	2372	2249	2202	2127	2087	2063	1989	1966	1847	1809
WD2739 L or R	2284	2110	1936	1830	1799	1743	1704	1682	1626	1611	1508	1482
WD2742 L or R	2430	2244	2059	1941	1879	1846	1810	1784	1725	1704	1607	1576
WD2745 L or R	2920	2695	2470	2330	2257	2212	2172	2146	2071	2044	1928	1889
WD2448 L or R	2996	2761	2526	2396	2346	2277	2228	2196	2120	2094	1966	1932
WD2748 L or R	3312	3074	2837	2709	2658	2588	2539	2507	2433	2406	2281	2243

- On 24" and 27" high, adjustable shelf cannot be removed/retrofitted.
- All Full Overlay doors have a 1/2" overlay hinge standard.

Door & Drawer Modifications - See page E•4.

A	CG	CM	FH	GM	IBO	MFO	NBO	PEGS	PM	SM	T
•	•	•	•	•	•	•	•	•	•	•	+

End Panel Modifications - See page E•8.

BBS	DDE	F	FDE	FPE	IPE	RPE	SEBK	SED
•	•	•		•	•	•		•

Custom Modifications - See page E•12.

ADDTK	ADRW	AOMD	ART	AS	BBKI	CBO	CCO	CD	CFNTO	CFRMO	CH	CND	CS1	CW	EX	EXD	EXO	EXU	FFV	FLUTE
•	•				•	•	•	+	•	•	+	•		+		•		•		

FTK	INVF	LSD	MI	NOO	OBRB	P	PFBP	RFLUTE	RMR	RTK	TD	VR	WS
•		•	•		•		•					•	

+Modifications with a plus sign (+) have exceptions. In the digital PDF, click on the code in the chart for details. See page E•1 for Modification Index.

Wall Diagonal Appliance Garage Cabinet Bottom

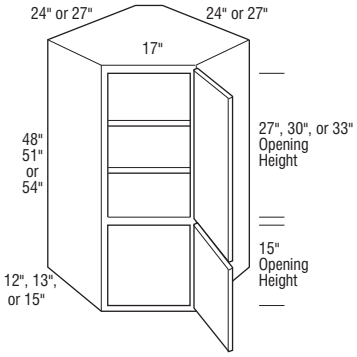

WDAGCB2448-WDAGCB2754

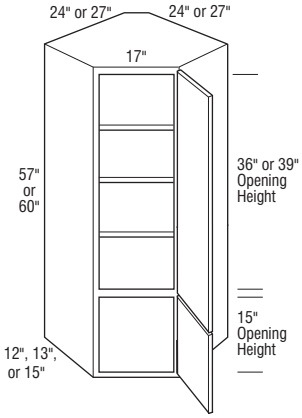

WDAGCB2457-WDAGCB2760

	C	D	F	H	I	J	K	L	M	O	P	Q
WDAGCB2448 L or R	2996	2761	2526	2396	2346	2277	2228	2196	2120	2094	1966	1932
WDAGCB2451 L or R	3165	2916	2668	2530	2479	2404	2353	2318	2240	2212	2079	2042
WDAGCB2454 L or R	3334	3072	2810	2664	2610	2530	2477	2440	2359	2330	2191	2150
WDAGCB2748 L or R	3087	2849	2612	2472	2420	2344	2298	2265	2196	2164	2040	2000
WDAGCB2751 L or R	3265	3014	2763	2613	2559	2475	2428	2396	2318	2289	2157	2117
WDAGCB2754 L or R	3442	3177	2913	2754	2697	2605	2557	2526	2439	2414	2275	2232
WDAGCB2457 L or R	3503	3227	2950	2801	2744	2656	2602	2568	2479	2446	2302	2258
WDAGCB2460 L or R	3674	3381	3089	2937	2878	2780	2725	2695	2597	2563	2411	2365
WDAGCB2757 L or R	3613	3338	3062	2891	2831	2738	2688	2654	2561	2535	2388	2345
WDAGCB2760 L or R	3786	3498	3210	3027	2966	2872	2818	2782	2684	2656	2501	2457

- Change Height modification will increase the height of the upper cabinet section. The bottom section will retain its original height.
- All Full Overlay doors have a 1/2" overlay hinge standard.

Door & Drawer Modifications - See page E•4.

A	CG	CM	FH	G	IBO	M	MFO	NBO	PEGS	PM	SM	T
•	•	•	•	•	•		•	•	•	•	•	+

End Panel Modifications - See page E•8.

BBS	DDE	F	FDE	FPE	IPE	RPE	SEBK	SED
•	•	•		•	•	•		•

Custom Modifications - See page E•12.

ADDTK	ADRW	AOMD	ART	AS	BBKI	CBO	CCO	CD	CFNTO	CFRMO	CH	CND	CS1	CW	EX	EXD	EXO	EXU	FFV	FLUTE
•	•				•	•	•	+	•	•	+	•		+			•		•	

FTK	INVF	LSD	MI	NOO	OBRB	P	PFBP	RFLUTE	RMR	RTK	TD	VR	WS
•	•	•	•		•		•					+	

+Modifications with a plus sign (+) have exceptions. In the digital PDF, click on the code in the chart for details. See page E•1 for Modification Index.

Wall Diagonal with Lazy Susan, Plywood

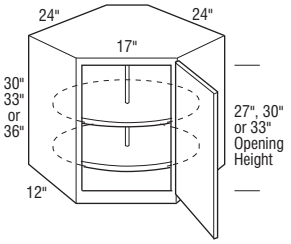

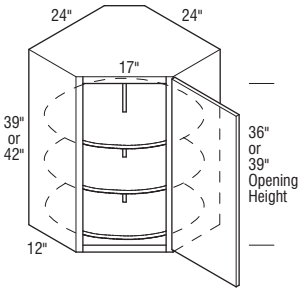

WD2430LS(L or R)PW	2490	2297	2104	1987	1945	1884	1846	1821	1757	1736	1642	1612
WD2433LS(L or R)PW	2710	2499	2289	2161	2117	2049	2007	1980	1913	1888	1787	1753
WD2436LS(L or R)PW	2930	2701	2473	2334	2288	2213	2167	2139	2069	2040	1931	1893
WD2439LS(L or R)PW	3098	2858	2619	2472	2421	2343	2294	2262	2191	2159	2042	2005
WD2442LS(L or R)PW	3278	3021	2763	2608	2557	2475	2423	2390	2311	2283	2157	2117

- Susan diameter is 18".
- All Full Overlay doors have a 1/2" overlay hinge standard.

Door & Drawer Modifications - See page E•4.

A	CG	CM	FH	GM	IBO	MFO	NBO	PEGS	PM	SM	T
•	•	•	•	•	•	•	•	•	•	•	+

End Panel Modifications - See page E•8.

BBS	DDE	F	FDE	FPE	IPE	RPE	SEBK	SED
•	•	•		•	•	•		•

Custom Modifications - See page E•12.

ADDTK	ADRW	AOMD	ART	AS	BBKI	CBO	CCO	CD	CFNTO	CFRMO	CH	CND	CS1	CW	EX	EXD	EXO	EXU	FFV	FLUTE
•	•				•	•	•	+	•	•	+	•		+		•		•		

FTK	INVF	LSD	MI	NOO	OBRB	P	PFBP	RFLUTE	RMR	RTK	TD	VR	WS
•		•	•		•		•					•	

+Modifications with a plus sign (+) have exceptions. In the digital PDF, click on the code in the chart for details. See page E•1 for Modification Index.

Wall Diagonal Appliance Garage with Cabinet Bottom, Lazy Susan, Plywood

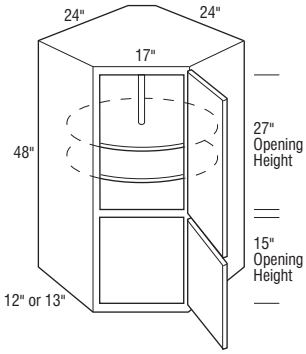

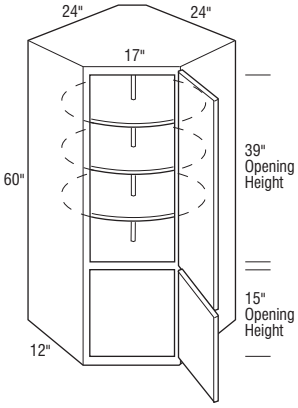

		C	D	F	H	I	J	K	L	M	O	P	Q
WDAGCB2448LS(L or R)PW		4002	3689	3377	3186	3123	3024	2960	2922	2821	2787	2635	2585
WDAGCB2460LS(L or R)PW		4720	4351	3983	3761	3687	3567	3493	3445	3333	3286	3110	3050

- Susan diameter 18".
- All Full Overlay doors have a 1/2" overlay hinge standard.

Door & Drawer Modifications - See page E•4.

A	CG	CM	FH	GM	IBO	MFO	NBO	PEGS	PM	SM	T
•	•	•	•	•	•	•	•	•	•	•	+

End Panel Modifications - See page E•8.

BBS	DDE	F	FDE	FPE	IPE	RPE	SEBK	SED
•	•	•		•	•	•		•

Custom Modifications - See page E•12.

ADDTK	ADRW	AOMD	ART	AS	BBKI	CBO	CCO	CD	CFNTO	CFRMO	CH	CND	CS1	CW	EX	EXD	EXO	EXU	FFV	FLUTE
•	•				•	•	•	+	•	•	+	•		+		•		•		

FTK	INVF	LSD	MI	NOO	OBRB	P	PFBP	RFLUTE	RMR	RTK	TD	VR	WS
•	•	•	•		•		•					+	

+Modifications with a plus sign (+) have exceptions. In the digital PDF, click on the code in the chart for details. See page E•1 for Modification Index.

Wall Diagonal Appliance Garage

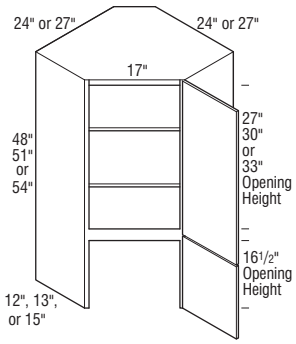

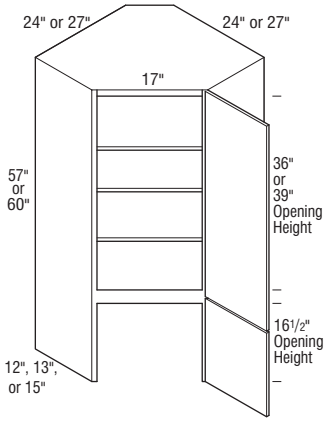

WDAG2448 L or R		2733	2509	2285	2162	2112	2046	1999	1969	1897	1873	1749	1717
WDAG2451 L or R		2876	2651	2426	2304	2256	2190	2141	2111	2040	2015	1893	1861
WDAG2454 L or R		3053	2804	2556	2417	2363	2288	2238	2202	2125	2098	1963	1926
WDAG2748 L or R		2819	2593	2367	2232	2184	2110	2068	2036	1969	1938	1821	1783
WDAG2751 L or R		2968	2742	2516	2381	2332	2259	2215	2185	2118	2087	1969	1932
WDAG2754 L or R		3155	2904	2653	2501	2446	2359	2314	2285	2201	2175	2044	2003
WDAG2457 L or R		3203	2953	2704	2566	2513	2437	2387	2351	2275	2246	2111	2074
WDAG2460 L or R		3379	3100	2821	2675	2620	2526	2474	2444	2351	2317	2173	2131
WDAG2757 L or R		3306	3054	2802	2650	2596	2509	2462	2434	2350	2325	2193	2152
WDAG2760 L or R		3487	3211	2936	2762	2703	2613	2564	2528	2436	2407	2260	2219

- All Full Overlay doors have a 1/2" overlay hinge standard.
- Change Height modification will increase the height of the upper cabinet section. The bottom section will retain its original height.
- Bottom edge not trimmable.

Door & Drawer Modifications - See page E•4.

A	CG	CM	FH	GM	IBO	MFO	NBO	PEGS	PM	SM	T
•	•	•	•	•	•	•	•		•	•	

End Panel Modifications - See page E•8.

BBS	DDE	F	FDE	FPE	IPE	RPE	SEBK	SED
•	•	•		•	•	•		•

Custom Modifications - See page E•12.

ADDTK	ADRW	AOMD	ART	AS	BBKI	CBO	CCO	CD	CFNTO	CFRMO	CH	CND	CS1	CW	EX	EXD	EXO	EXU	FFV	FLUTE
					•	•	•	+	•	•	+	•		+				•		

FTK	INVF	LSD	MI	NOO	OBRB	P	PFBP	RFLUTE	RMR	RTK	TD	VR	WS
	•	•	•									+	

+Modifications with a plus sign (+) have exceptions. In the digital PDF, click on the code in the chart for details. See page E•1 for Modification Index.

Wall Diagonal Appliance Garage with Lazy Susan, Plywood

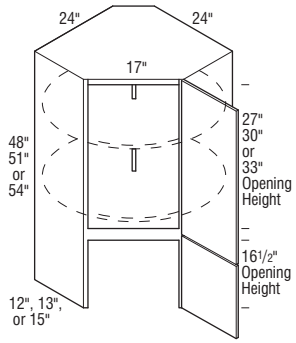

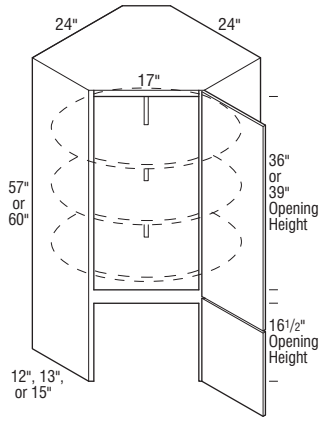

	C	D	F	H	I	J	K	L	M	O	P	Q
WDAG2448LS(L or R)PW	3693	3394	3095	2914	2853	2759	2698	2661	2567	2532	2389	2342
WDAG2451LS(L or R)PW	3838	3541	3245	3063	3000	2906	2847	2809	2715	2680	2538	2489
WDAG2454LS(L or R)PW	3987	3690	3394	3212	3151	3056	2995	2958	2864	2830	2688	2638
WDAG2457LS(L or R)PW	4112	3815	3518	3336	3274	3180	3119	3082	2988	2953	2810	2762
WDAG2460LS(L or R)PW	4377	4025	3674	3461	3391	3276	3207	3160	3052	3009	2840	2784

- Susan diameter 18".
- All Full Overlay doors have a 1/2" overlay hinge standard.
- Bottom edge not trimmable.

Door & Drawer Modifications - See page E•4.

A	CG	CM	FH	GM	IBO	MFO	NBO	PEGS	PM	SM	T
•	•	•	•	•	•	•	•		•	•	

End Panel Modifications - See page E•8.

BBS	DDE	F	FDE	FPE	IPE	RPE	SEBK	SED
•	•	•		•	•	•		

Custom Modifications - See page E•12.

ADDTK	ADRW	AOMD	ART	AS	BBKI	CBO	CCO	CD	CFNTO	CFRMO	CH	CND	CS1	CW	EX	EXD	EXO	EXU	FFV	FLUTE
					•	•	•	+	•	•	+	•		+				•		

FTK	INVF	LSD	MI	NOO	OBRB	P	PFBP	RFLUTE	RMR	RTK	TD	VR	WS
		•	•									+	

+Modifications with a plus sign (+) have exceptions. In the digital PDF, click on the code in the chart for details. See page E•1 for Modification Index.

Wall Diagonal Appliance Garage Vertical-lift

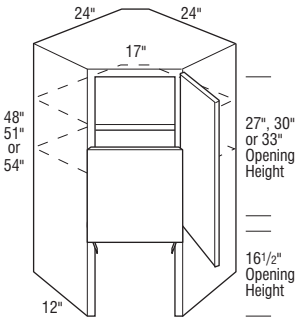

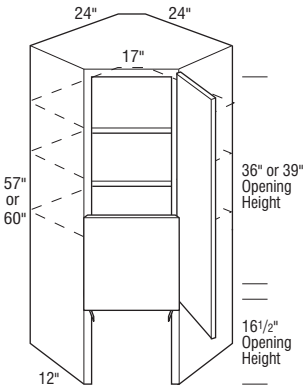

	C	D	F	H	I	J	K	L	M	O	P	Q
WDAGVL2448 L or R	4576	4221	3866	3651	3576	3460	3390	3341	3231	3188	3018	2957
WDAGVL2451 L or R	4902	4520	4138	3907	3829	3707	3628	3578	3459	3415	3230	3166
WDAGVL2454 L or R	5027	4632	4238	4003	3921	3795	3717	3666	3546	3497	3308	3245
WDAGVL2457 L or R	5384	4966	4548	4292	4209	4073	3988	3932	3801	3751	3549	3482
WDAGVL2460 L or R	5546	5115	4684	4421	4332	4193	4104	4049	3916	3865	3657	3583

- Heavy duty Vertical-lift mechanism.
- All Full Overlay doors have a 1/2" overlay hinge standard.
- Change Height modification will increase the height of the upper cabinet section. The bottom section will retain its original height.
- Bottom edge not trimmable.

Door & Drawer Modifications - See page E•4.

A	CG	CM	FH	GM	IBO	MFO	NBO	PEGS	PM	SM	T
•	•	•		•		•		•	•	•	+

End Panel Modifications - See page E•8.

BBS	DDE	F	FDE	FPE	IPE	RPE	SEBK	SED
•	•	•		•		•		

Custom Modifications - See page E•12.

ADDTK	ADRW	AOMD	ART	AS	BBKI	CBO	CCO	CD	CFNTO	CFRMO	CH	CND	CS1	CW	EX	EXD	EXO	EXU	FFV	FLUTE
		+			•	•		+			+	•		+				•		

FTK	INVF	LSD	MI	NOO	OBRB	P	PFBP	RFLUTE	RMR	RTK	TD	VR	WS
		•	•									+	

+Modifications with a plus sign (+) have exceptions. In the digital PDF, click on the code in the chart for details. See page E•1 for Modification Index.

Wall Angle End Double Door

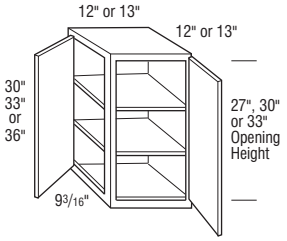

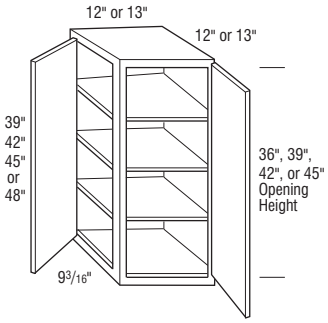

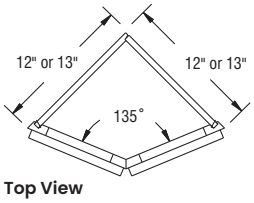

Top View

		C	D	F	H	I	J	K	L	M	O	P	Q
WAED30		2178	2009	1840	1754	1720	1659	1631	1607	1551	1530	1435	1408
WAED33		2283	2108	1933	1845	1807	1743	1710	1687	1626	1609	1506	1480
WAED36		2345	2162	1978	1883	1848	1784	1748	1725	1668	1645	1539	1510
WAED39		2417	2228	2038	1940	1902	1839	1802	1777	1719	1696	1586	1557
WAED42		2449	2259	2069	1939	1901	1835	1807	1774	1717	1693	1613	1577
WAED45		2467	2274	2080	1953	1914	1847	1821	1785	1730	1707	1624	1590
WAED48		2477	2286	2094	1966	1928	1861	1833	1800	1744	1719	1640	1602

- Decorative Glass Door designs limited on this unit. See page F•8 for details.
- When used in conjunction with Non-Beaded Inset or Beaded Inset, the hinge location will be changed on both doors to the center mullion.

Door & Drawer Modifications - See page E•4.

A	CG	CM	FH	GM	IBO	MFO	NBO	PEGS	PM	SM	T
•	•		•		•	•	•	•	•	•	+

End Panel Modifications - See page E•8.

BBS	DDE	F	FDE	FPE	IPE	RPE	SEBK	SED
	+	+						•

Custom Modifications - See page E•12.

ADDTK	ADRW	AOMD	ART	AS	BBKI	CBO	CCO	CD	CFNTO	CFRMO	CH	CND	CS1	CW	EX	EXD	EXO	EXU	FFV	FLUTE
					•	•	•	+	•	•	+	•		+		•		•		

FTK	INVF	LSD	MI	NOO	OBRB	P	PFBP	RFLUTE	RMR	RTK	TD	VR	WS
•		•	•		•		•					+	

+Modifications with a plus sign (+) have exceptions. In the digital PDF, click on the code in the chart for details. See page E•1 for Modification Index.

Wall Angle End

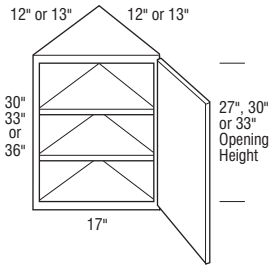

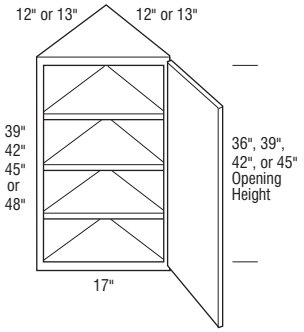

WAE30 L or R		2029	1867	1705	1625	1593	1547	1512	1490	1438	1420	1332	1307
WAE33 L or R		2154	1980	1807	1723	1689	1635	1603	1578	1523	1505	1409	1384
WAE36 L or R		2178	2009	1840	1754	1720	1659	1631	1607	1551	1530	1435	1408
WAE39 L or R		2187	2019	1851	1763	1727	1664	1640	1614	1559	1537	1440	1416
WAE42 L or R		2221	2044	1867	1779	1745	1687	1649	1628	1571	1557	1457	1427
WAE45 L or R		2237	2060	1883	1794	1760	1702	1663	1646	1589	1570	1471	1440
WAE48 L or R		2250	2074	1898	1809	1776	1717	1680	1661	1603	1588	1487	1458

- Only available in Non-Beaded and Beaded Inset when used in conjunction with a finial hinge.

Door & Drawer Modifications - See page E•4.

A	CG	CM	FH	GM	IBO	MFO	NBO	PEGS	PM	SM	T
•	•	•	•	•	•	•	•	•	•	•	+

End Panel Modifications - See page E•8.

BBS	DDE	F	FDE	FPE	IPE	RPE	SEBK	SED
		+						•

Custom Modifications - See page E•12.

ADDTK	ADRW	AOMD	ART	AS	BBKI	CBO	CCO	CD	CFNTO	CFRMO	CH	CND	CS1	CW	EX	EXD	EXO	EXU	FFV	FLUTE
					•	•	•	+	•	•	+	•		+		•		•		

FTK	INVF	LSD	MI	NOO	OBRB	P	PFBP	RFLUTE	RMR	RTK	TD	VR	WS
•		•	•		•		•					•	

+Modifications with a plus sign (+) have exceptions. In the digital PDF, click on the code in the chart for details. See page E•1 for Modification Index.

Wall Outside Angle Corner 135°

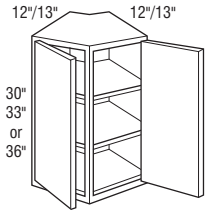

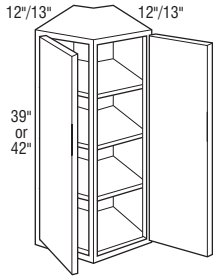

	C	D	F	H	I	J	K	L	M	O	P	Q
WOAC30	2959	2735	2511	2414	2293	2271	2218	2154	2147	2118	1979	1943
WOAC33	3207	2964	2720	2613	2483	2462	2402	2333	2326	2295	2144	2106
WOAC36	3450	3190	2930	2815	2673	2652	2587	2513	2505	2472	2307	2267
WOAC39	3697	3418	3139	3016	2865	2840	2772	2692	2684	2649	2473	2428
WOAC42	3944	3646	3348	3217	3056	3030	2956	2872	2863	2825	2636	2591

- Doors are hinged on outside of frame.
- Adjustable shelf cannot be removed from cabinet.

A Dimension	B Dimension
12″	16 31/32″

A indicates back width of cabinet and wall space
B indicates face frame width

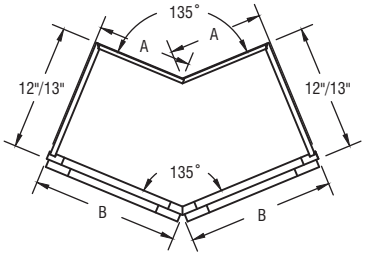

Top View

Door & Drawer Modifications - See page E•4.

A	CG	CM	FH	GM	IBO	MFO	NBO	PEGS	PM	SM	T
	•	•	•		•	•	•	•	•	•	

End Panel Modifications - See page E•8.

BBS	DDE	F	FDE	FPE	IPE	RPE	SEBK	SED
•	•	•		•				•

Custom Modifications - See page E•12.

ADDTK	ADRW	AOMD	ART	AS	BBKI	CBO	CCO	CD	CFNTO	CFRMO	CH	CND	CS1	CW	EX	EXD	EXO	EXU	FFV	FLUTE
					•	•	•	+			+	•		+	•	•	•	•		

FTK	INVF	LSD	MI	NOO	OBRB	P	PFBP	RFLUTE	RMR	RTK	TD	VR	WS
			•				•						

+Modifications with a plus sign (+) have exceptions. In the digital PDF, click on the code in the chart for details. See page E•1 for Modification Index.

Wall Inside Angle Corner 135°

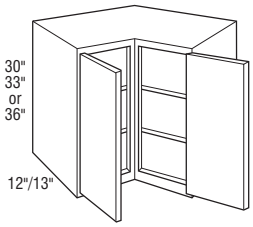

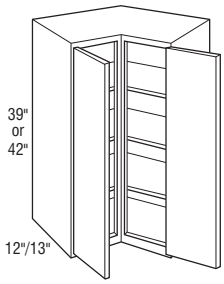

	C	D	F	H	I	J	K	L	M	O	P	Q
WIAC2130	3207	2964	2720	2613	2483	2462	2402	2333	2326	2295	2144	2106
WIAC2430	3450	3190	2930	2815	2673	2652	2587	2513	2505	2472	2307	2267
WIAC2730	3697	3418	3139	3016	2865	2840	2772	2692	2684	2649	2473	2428
WIAC2133	3450	3190	2930	2815	2673	2652	2587	2513	2505	2472	2307	2267
WIAC2433	3697	3418	3139	3016	2865	2840	2772	2692	2684	2649	2473	2428
WIAC2733	3944	3646	3348	3217	3056	3030	2956	2872	2863	2825	2636	2591
WIAC2136	3697	3418	3139	3016	2865	2840	2772	2692	2684	2649	2473	2428
WIAC2436	3944	3646	3348	3217	3056	3030	2956	2872	2863	2825	2636	2591
WIAC2736	4193	3875	3557	3418	3248	3219	3140	3051	3041	3000	2803	2753
WIAC2139	3944	3646	3348	3217	3056	3030	2956	2872	2863	2825	2636	2591
WIAC2439	4193	3875	3557	3418	3248	3219	3140	3051	3041	3000	2803	2753
WIAC2739	4439	4103	3767	3619	3438	3408	3325	3230	3220	3177	2968	2914
WIAC2142	4193	3875	3557	3418	3248	3219	3140	3051	3041	3000	2803	2753
WIAC2442	4439	4103	3767	3619	3438	3408	3325	3230	3220	3177	2968	2914
WIAC2742	4685	4331	3977	3820	3630	3597	3510	3410	3399	3354	3132	3077

- Doors are hinged on outside of frame.
- Adjustable shelf cannot be removed from cabinet.

Model	A Dimension	B Dimension
WIAC21_ _	21″	16 1/16″
WIAC24_ _	24″	19 1/16″
WIAC27_ _	27″	22 1/16″

A indicates back width of cabinet and wall space
B indicates face frame width

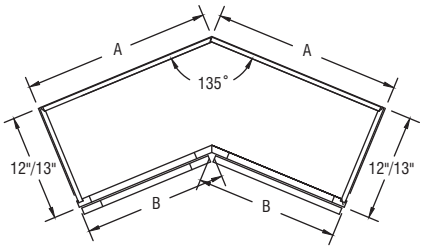

Top View

Door & Drawer Modifications - See page E•4.

A	CG	CM	FH	GM	IBO	MFO	NBO	PEGS	PM	SM	T
	•	•	•		•	•	•	•	•	•	

End Panel Modifications - See page E•8.

BBS	DDE	F	FDE	FPE	IPE	RPE	SEBK	SED
•	•	•		•				•

Custom Modifications - See page E•12.

ADDTK	ADRW	AOMD	ART	AS	BBKI	CBO	CCO	CD	CFNTO	CFRMO	CH	CND	CS1	CW	EX	EXD	EXO	EXU	FFV	FLUTE
					•	•	•	+			+	•		+	•	•	•	•		•

FTK	INVF	LSD	MI	NOO	OBRB	P	PFBP	RFLUTE	RMR	RTK	TD	VR	WS
			•				•	•					

+Modifications with a plus sign (+) have exceptions. In the digital PDF, click on the code in the chart for details. See page E•1 for Modification Index.

Wall Message Center, 30″, 33″, or 36″ High

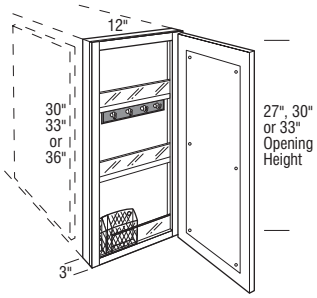

	C	D	F	H	I	J	K	L	M	O	P	Q
WMC30 L or R	1828	1683	1539	1455	1426	1380	1352	1333	1289	1272	1202	1179
WMC33 L or R	2037	1878	1719	1624	1592	1539	1508	1488	1438	1420	1342	1317
WMC36 L or R	2152	1984	1816	1714	1681	1625	1592	1570	1519	1499	1417	1390

- Finished Flush Ends standard.
- Includes magnetic whiteboard on back of door, key hooks, pencil holder, and fixed plexi-glass fronted shelves.
- Door will open 90° without decorative hardware.
- Cabinet recommended to be hinged on wall side.
- For proper installation, adjacent cabinet must have flush ends or 1/4″ skin applied.
- Embellishments or overlay fillers can be used on side of cabinet to add a decorative touch.
- Some modifications will require Change Depth to be selected.

Door & Drawer Modifications - See page E•4.

A	CG	CM	FH	GM	IBO	MFO	NBO	PEGS	PM	SM	T
						•		•			

End Panel Modifications - See page E•8.

BBS	DDE	F	FDE	FPE	IPE	RPE	SEBK	SED
•							•	•

Custom Modifications - See page E•12.

ADDTK	ADRW	AOMD	ART	AS	BBKI	CBO	CCO	CD	CFNTO	CFRMO	CH	CND	CS1	CW	EX	EXD	EXO	EXU	FFV	FLUTE
•	•				•	•	•	+	•	•	+	•		+	•	•	•	•		•

FTK	INVF	LSD	MI	NOO	OBRB	P	PFBP	RFLUTE	RMR	RTK	TD	VR	WS
+		•	•		•		•	•		+			

+Modifications with a plus sign (+) have exceptions. In the digital PDF, click on the code in the chart for details. See page E•1 for Modification Index.

Wall Message Center, 39″ or 42″ High

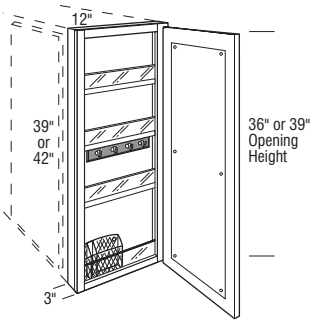

WMC39 L or R	2261	2085	1910	1805	1771	1710	1678	1653	1598	1577	1491	1464
WMC42 L or R	2318	2138	1958	1848	1810	1752	1717	1692	1639	1616	1528	1499

- Includes magnetic whiteboard on back of door, key hooks, pencil holder, and fixed plexi-glass fronted shelves.
- Door will open 90° without decorative hardware.
- Cabinet recommended to be hinged on wall side.
- For proper installation, adjacent cabinet must have flush ends or 1/4″ skin applied.
- Embellishments or overlay fillers can be used on side of cabinet to add a decorative touch.
- Some modifications will require Change Depth to be selected.

Door & Drawer Modifications - See page E•4.

A	CG	CM	FH	GM	IBO	MFO	NBO	PEGS	PM	SM	T
						•		•			

End Panel Modifications - See page E•8.

BBS	DDE	F	FDE	FPE	IPE	RPE	SEBK	SED
•							•	•

Custom Modifications - See page E•12.

ADDTK	ADRW	AOMD	ART	AS	BBKI	CBO	CCO	CD	CFNTO	CFRMO	CH	CND	CS1	CW	EX	EXD	EXO	EXU	FFV	FLUTE
•	•				•	•	•	+	•	•	+	•		+	•	•	•	•		•

FTK	INVF	LSD	MI	NOO	OBRB	P	PFBP	RFLUTE	RMR	RTK	TD	VR	WS
+		•	•		•		•	•		+			

+Modifications with a plus sign (+) have exceptions. In the digital PDF, click on the code in the chart for details. See page E•1 for Modification Index.

Desk Organizer

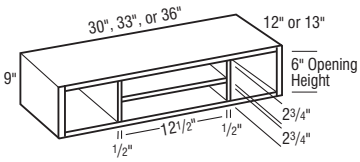

		C	D	F	H	I	J	K	L	M	O	P	Q
DORG309		380	380	380	380	380	380	380	380	380	380	380	380
DORG339		399	399	399	399	399	399	399	399	399	399	399	399
DORG369		414	414	414	414	414	414	414	414	414	414	414	414

- Matching Interior and Finished Ends Standard.

Door & Drawer Modifications - See page E•4.

A	CG	CM	FH	GM	IBO	MFO	NBO	PEGS	PM	SM	T
					•		•				

End Panel Modifications - See page E•8.

BBS	DDE	F	FDE	FPE	IPE	RPE	SEBK	SED
•				•			•	•

Custom Modifications - See page E•12.

ADDTK	ADRW	AOMD	ART	AS	BBKI	CBO	CCO	CD	CFNTO	CFRMO	CH	CND	CS1	CW	EX	EXD	EXO	EXU	FFV	FLUTE
					•			+			+			+	•	•	•	•		•

FTK	INVF	LSD	MI	NOO	OBRB	P	PFBP	RFLUTE	RMR	RTK	TD	VR	WS
							•	•					•

+Modifications with a plus sign (+) have exceptions. In the digital PDF, click on the code in the chart for details. See page E•1 for Modification Index.

Shelf, Floating

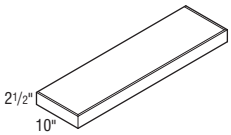

		C	D	F	H	I	J	K	L	M	O	P	Q
S-FL2410		600	600	600	600	600	600	600	600	600	600	600	600
S-FL3010		681	681	681	681	681	681	681	681	681	681	681	681
S-FL3610		764	764	764	764	764	764	764	764	764	764	764	764
S-FL4210		846	846	846	846	846	846	846	846	846	846	846	846
S-FL4810		926	926	926	926	926	926	926	926	926	926	926	926
S-FL5410		1009	1009	1009	1009	1009	1009	1009	1009	1009	1009	1009	1009
S-FL6010		1091	1091	1091	1091	1091	1091	1091	1091	1091	1091	1091	1091

- Weight capacity is 15 lbs. per linear foot of width.
- Edge will be a #12 profile.
- Shelf is finished on all sides except the back edges.
- Mounting brackets not included with depths less than 10".

Door & Drawer Modifications - See page E•4.

A	CG	CM	FH	GM	IBO	MFO	NBO	PEGS	PM	SM	T
					•		•				

End Panel Modifications - See page E•8.

BBS	DDE	F	FDE	FPE	IPE	RPE	SEBK	SED

Custom Modifications - See page E•12.

ADDTK	ADRW	AOMD	ART	AS	BBKI	CBO	CCO	CD	CFNTO	CFRMO	CH	CND	CS1	CW	EX	EXD	EXO	EXU	FFV	FLUTE
								+			+			+						

FTK	INVF	LSD	MI	NOO	OBRB	P	PFBP	RFLUTE	RMR	RTK	TD	VR	WS

+Modifications with a plus sign (+) have exceptions. In the digital PDF, click on the code in the chart for details. See page E•1 for Modification Index.

Wall Wine Storage

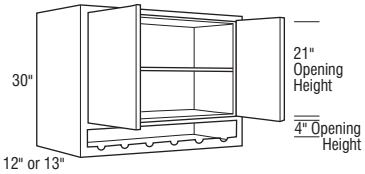

	C	D	F	H	I	J	K	L	M	O	P	Q
WWS2430 (4 openings)	2321	2139	1958	1875	1835	1774	1748	1725	1656	1645	1529	1503
WWS3030 (5 openings)	2368	2183	1998	1926	1885	1824	1784	1762	1702	1681	1558	1522
WWS3630 (6 openings)	2596	2393	2191	2063	2022	1953	1917	1889	1824	1807	1705	1673

- Matching Interior and Flush Bottom standard.
- Reveal under these models is less than the standard wall cabinet reveal. This may interfere with installation of cabinets/accessories to the bottom of the cabinet.
- Change Height modification will increase the height of the upper cabinet section. The bottom section will retain its original height.

Door & Drawer Modifications - See page E•4.

A	CG	CM	FH	GM	IBO	MFO	NBO	PEGS	PM	SM	T
•	•	•	•	+	•	•	•	•	•		

End Panel Modifications - See page E•8.

BBS	DDE	F	FDE	FPE	IPE	RPE	SEBK	SED
•	•	•		•			•	•

Custom Modifications - See page E•12.

ADDTK	ADRW	AOMD	ART	AS	BBKI	CBO	CCO	CD	CFNTO	CFRMO	CH	CND	CS1	CW	EX	EXD	EXO	EXU	FFV	FLUTE
•			•	•	•	•	•	+	•	•	+		•	+	•	•	•	•		•

FTK	INVF	LSD	MI	NOO	OBRB	P	PFBP	RFLUTE	RMR	RTK	TD	VR	WS
•		•			•			•		+	•	•	+

+Modifications with a plus sign (+) have exceptions. In the digital PDF, click on the code in the chart for details. See page E•1 for Modification Index.

Wine Lattice Material

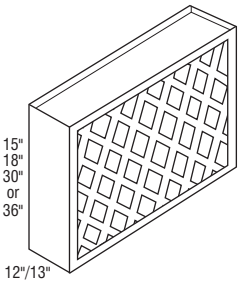

	C	D	F	H	I	J	K	L	M	O	P	Q
WINELATM	293	293	293	293	293	293	293	293	293	293	293	293

- Matching Interior standard.
- **Price is per Square Foot.**
- Size of openings is 4"W x 4"H; number of openings varies with size of unit.
- Must specify width & height in 3" increments.
- Minimum Width: 15". Maximum Width: 48".
- Minimum Height: 15". Maximum Height: 48".
- Maximum width or height is 30" when opposite width or height exceeds 30".

Width	Height	Openings
30"	15"	11
33"	15"	14
36"	15"	14
30"	18"	11
33"	18"	13
36"	18"	13
15"	30"	11
18"	30"	11
21"	30"	17
24"	30"	17
36"	30"	31

Door & Drawer Modifications - See page E•4.

A	CG	CM	FH	GM	IBO	MFO	NBO	PEGS	PM	SM	T
					•		•				

End Panel Modifications - See page E•8.

BBS	DDE	F	FDE	FPE	IPE	RPE	SEBK	SED
•	•	•		•			•	•

Custom Modifications - See page E•12.

ADDTK	ADRW	AOMD	ART	AS	BBKI	CBO	CCO	CD	CFNTO	CFRMO	CH	CND	CS1	CW	EX	EXD	EXO	EXU	FFV	FLUTE
•	•				•			+			+			+	•	•	•	•		•

FTK	INVF	LSD	MI	NOO	OBRB	P	PFBP	RFLUTE	RMR	RTK	TD	VR	WS
•					•			•		+			•

+Modifications with a plus sign (+) have exceptions. In the digital PDF, click on the code in the chart for details. See page E•1 for Modification Index.

Wall Wine X

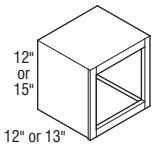

(Left Shown)

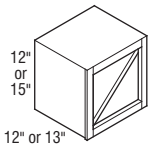

(Right Shown)

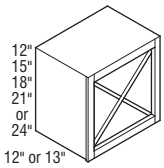

		C	D	F	H	I	J	K	L	M	O	P	Q
WWX1212 L or R		824	824	824	824	824	824	824	824	824	824	824	824
WWX1515 L or R		893	893	893	893	893	893	893	893	893	893	893	893
WWX1212		893	893	893	893	893	893	893	893	893	893	893	893
WWX1515		920	920	920	920	920	920	920	920	920	920	920	920
WWX1818		946	946	946	946	946	946	946	946	946	946	946	946
WWX2121		1037	1037	1037	1037	1037	1037	1037	1037	1037	1037	1037	1037
WWX2424		1102	1102	1102	1102	1102	1102	1102	1102	1102	1102	1102	1102

- Specify L or R angle on WWX1212 L or R and WWX1515 L or R.
- Matching Interior standard.
- Wine bottle quantities based on a wine bottle diameter of 3 1/2".
- "X" shelf configuration cannot be removed.

SKU	# Openings	# Wine Bottles
WWX1212 L or R	2	4
WWX1515 L or R	2	9
WWX1212	4	4
WWX1515	4	6
WWX1818	4	12
WWX2121	4	16
WWX2424	4	24

Door & Drawer Modifications - See page E•4.

A	CG	CM	FH	GM	IBO	MFO	NBO	PEGS	PM	SM	T
					•		•				

End Panel Modifications - See page E•8.

BBS	DDE	F	FDE	FPE	IPE	RPE	SEBK	SED
•	•	•		•			•	•

Custom Modifications - See page E•12.

ADDTK	ADRW	AOMD	ART	AS	BBKI	CBO	CCO	CD	CFNTO	CFRMO	CH	CND	CS1	CW	EX	EXD	EXO	EXU	FFV	FLUTE
•					•			+			+			+	•	•	•	•		•

FTK	INVF	LSD	MI	NOO	OBRB	P	PFBP	RFLUTE	RMR	RTK	TD	VR	WS
+					•		•	•		+			•

+Modifications with a plus sign (+) have exceptions. In the digital PDF, click on the code in the chart for details. See page E•1 for Modification Index.

Wall Cubby Horizontal

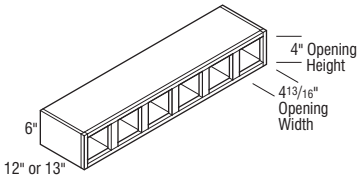

WCUBH366

WCUBH186 (3 openings)		476	476	476	476	476	476	476	476	476	476	476	476
WCUBH246 (4 openings)		552	552	552	552	552	552	552	552	552	552	552	552
WCUBH306 (5 openings)		633	633	633	633	633	633	633	633	633	633	633	633
WCUBH366 (6 openings)		708	708	708	708	708	708	708	708	708	708	708	708
WCUBH426 (7 openings)		791	791	791	791	791	791	791	791	791	791	791	791

- Matching Interior standard.

Door & Drawer Modifications - See page E•4.

A	CG	CM	FH	GM	IBO	MFO	NBO	PEGS	PM	SM	T
							•				

End Panel Modifications - See page E•8.

BBS	DDE	F	FDE	FPE	IPE	RPE	SEBK	SED
		•		•				

Custom Modifications - See page E•12.

ADDTK	ADRW	AOMD	ART	AS	BBKI	CBO	CCO	CD	CFNTO	CFRMO	CH	CND	CS1	CW	EX	EXD	EXO	EXU	FFV	FLUTE
								+		•	+			+						

FTK	INVF	LSD	MI	NOO	OBRB	P	PFBP	RFLUTE	RMR	RTK	TD	VR	WS

+Modifications with a plus sign (+) have exceptions. In the digital PDF, click on the code in the chart for details. See page E•1 for Modification Index.

Wall Cubby Vertical

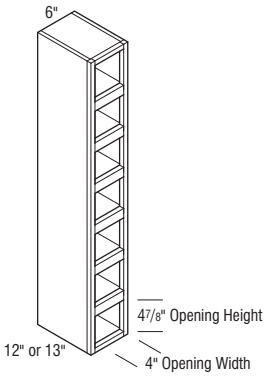

WCUBV642

	C	D	F	H	I	J	K	L	M	O	P	Q
WCUBV618 (3 openings)	476	476	476	476	476	476	476	476	476	476	476	476
WCUBV624 (4 openings)	552	552	552	552	552	552	552	552	552	552	552	552
WCUBV630 (5 openings)	633	633	633	633	633	633	633	633	633	633	633	633
WCUBV636 (6 openings)	708	708	708	708	708	708	708	708	708	708	708	708
WCUBV642 (7 openings)	791	791	791	791	791	791	791	791	791	791	791	791

- Matching Interior standard.

Door & Drawer Modifications - See page E•4.

A	CG	CM	FH	GM	IBO	MFO	NBO	PEGS	PM	SM	T
							•				

End Panel Modifications - See page E•8.

BBS	DDE	F	FDE	FPE	IPE	RPE	SEBK	SED
		•		•				

Custom Modifications - See page E•12.

ADDTK	ADRW	AOMD	ART	AS	BBKI	CBO	CCO	CD	CFNTO	CFRMO	CH	CND	CS1	CW	EX	EXD	EXO	EXU	FFV	FLUTE
								+			+			+						

FTK	INVF	LSD	MI	NOO	OBRB	P	PFBP	RFLUTE	RMR	RTK	TD	VR	WS

+Modifications with a plus sign (+) have exceptions. In the digital PDF, click on the code in the chart for details. See page E•1 for Modification Index.

Wall Cubby Horizontal with Drawers

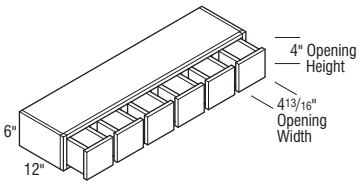

WCUBH6D366

	C	D	F	H	I	J	K	L	M	O	P	Q
WCUBH3D186 (3 drawers)	801	801	801	801	801	801	801	801	801	801	801	801
WCUBH4D246 (4 drawers)	989	989	989	989	989	989	989	989	989	989	989	989
WCUBH5D306 (5 drawers)	1183	1183	1183	1183	1183	1183	1183	1183	1183	1183	1183	1183
WCUBH6D366 (6 drawers)	1371	1371	1371	1371	1371	1371	1371	1371	1371	1371	1371	1371
WCUBH7D426 (7 drawers)	1559	1559	1559	1559	1559	1559	1559	1559	1559	1559	1559	1559

- Matching Interior standard.
- Profile will match or complement profile on chosen door style.

Door & Drawer Modifications - See page E•4.

A	CG	CM	FH	GM	IBO	MFO	NBO	PEGS	PM	SM	T

End Panel Modifications - See page E•8.

BBS	DDE	F	FDE	FPE	IPE	RPE	SEBK	SED
		•		•			•	

Custom Modifications - See page E•12.

ADDTK	ADRW	AOMD	ART	AS	BBKI	CBO	CCO	CD	CFNTO	CFRMO	CH	CND	CS1	CW	EX	EXD	EXO	EXU	FFV	FLUTE
								+		•	+			+						

FTK	INVF	LSD	MI	NOO	OBRB	P	PFBP	RFLUTE	RMR	RTK	TD	VR	WS

+Modifications with a plus sign (+) have exceptions. In the digital PDF, click on the code in the chart for details. See page E•1 for Modification Index.

Wall Cubby Vertical with Drawers

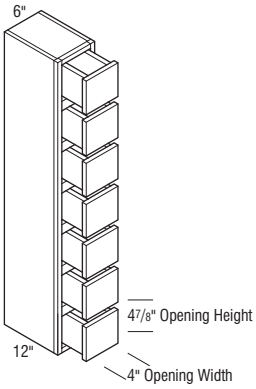

WCUBV7D642

	C	D	F	H	I	J	K	L	M	O	P	Q
WCUBV3D618 (3 drawers)	801	801	801	801	801	801	801	801	801	801	801	801
WCUBV4D624 (4 drawers)	989	989	989	989	989	989	989	989	989	989	989	989
WCUBV5D630 (5 drawers)	1183	1183	1183	1183	1183	1183	1183	1183	1183	1183	1183	1183
WCUBV6D636 (6 drawers)	1371	1371	1371	1371	1371	1371	1371	1371	1371	1371	1371	1371
WCUBV7D642 (7 drawers)	1559	1559	1559	1559	1559	1559	1559	1559	1559	1559	1559	1559

- Matching Interior standard.
- Profile will match or complement profile on chosen door style.

Door & Drawer Modifications - See page E•4.

A	CG	CM	FH	GM	IBO	MFO	NBO	PEGS	PM	SM	T

End Panel Modifications - See page E•8.

BBS	DDE	F	FDE	FPE	IPE	RPE	SEBK	SED
		•		•				

Custom Modifications - See page E•12.

ADDTK	ADRW	AOMD	ART	AS	BBKI	CBO	CCO	CD	CFNTO	CFRMO	CH	CND	CS1	CW	EX	EXD	EXO	EXU	FFV	FLUTE
								+			+			+						

FTK	INVF	LSD	MI	NOO	OBRB	P	PFBP	RFLUTE	RMR	RTK	TD	VR	WS

+Modifications with a plus sign (+) have exceptions. In the digital PDF, click on the code in the chart for details. See page E•1 for Modification Index.

Wall End Shelf Radius

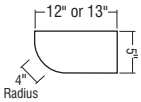

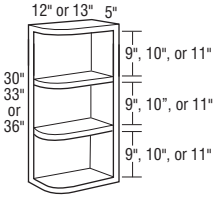

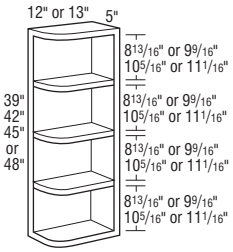

	C	D	F	H	I	J	K	L	M	O	P	Q
WESR530	775	775	775	775	775	775	775	775	775	775	775	775
WESR533	809	809	809	809	809	809	809	809	809	809	809	809
WESR536	847	847	847	847	847	847	847	847	847	847	847	847
WESR539	883	883	883	883	883	883	883	883	883	883	883	883
WESR542	918	918	918	918	918	918	918	918	918	918	918	918
WESR545	960	960	960	960	960	960	960	960	960	960	960	960
WESR548	1008	1008	1008	1008	1008	1008	1008	1008	1008	1008	1008	1008

- Shelves are fixed.
- Can be ordered with a square top shelf only (STL/STR), with square top and bottom shelves only (STB) or with all square shelves (SALL).
- Units are reversible except when applying a square top only left (STL) or square top only right (STR).
- 3/4" thick solid back and side.

Door & Drawer Modifications - See page E•4.

A	CG	CM	FH	GM	IBO	MFO	NBO	PEGS	PM	SM	T
					•		•				

End Panel Modifications - See page E•8.

BBS	DDE	F	FDE	FPE	IPE	RPE	SEBK	SED

Custom Modifications - See page E•12.

ADDTK	ADRW	AOMD	ART	AS	BBKI	CBO	CCO	CD	CFNTO	CFRMO	CH	CND	CS1	CW	EX	EXD	EXO	EXU	FFV	FLUTE
								+			+			+						

FTK	INVF	LSD	MI	NOO	OBRB	P	PFBP	RFLUTE	RMR	RTK	TD	VR	WS

+Modifications with a plus sign (+) have exceptions. In the digital PDF, click on the code in the chart for details. See page E•1 for Modification Index.

Wall End Shelf Quarter Radius

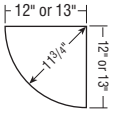

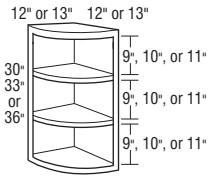

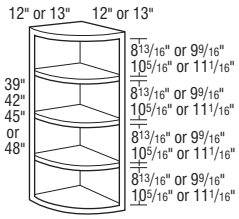

WESQR30	1008	1008	1008	1008	1008	1008	1008	1008	1008	1008	1008	1008
WESQR33	1052	1052	1052	1052	1052	1052	1052	1052	1052	1052	1052	1052
WESQR36	1101	1101	1101	1101	1101	1101	1101	1101	1101	1101	1101	1101
WESQR39	1148	1148	1148	1148	1148	1148	1148	1148	1148	1148	1148	1148
WESQR42	1193	1193	1193	1193	1193	1193	1193	1193	1193	1193	1193	1193
WESQR45	1248	1248	1248	1248	1248	1248	1248	1248	1248	1248	1248	1248
WESQR48	1310	1310	1310	1310	1310	1310	1310	1310	1310	1310	1310	1310

- Shelves are fixed.
- Can be ordered with a square top shelf only (ST), with square top and bottom shelves only (STB) or with all square shelves (SALL).
- 3/4" thick solid back and side.

Door & Drawer Modifications - See page E•4.

A	CG	CM	FH	GM	IBO	MFO	NBO	PEGS	PM	SM	T
					•		•				

End Panel Modifications - See page E•8.

BBS	DDE	F	FDE	FPE	IPE	RPE	SEBK	SED

Custom Modifications - See page E•12.

ADDTK	ADRW	AOMD	ART	AS	BBKI	CBO	CCO	CD	CFNTO	CFRMO	CH	CND	CS1	CW	EX	EXD	EXO	EXU	FFV	FLUTE
								+			+			+						

FTK	INVF	LSD	MI	NOO	OBRB	P	PFBP	RFLUTE	RMR	RTK	TD	VR	WS

+Modifications with a plus sign (+) have exceptions. In the digital PDF, click on the code in the chart for details. See page E•1 for Modification Index.

Wall Spice Pull-out

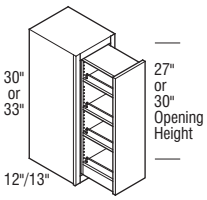

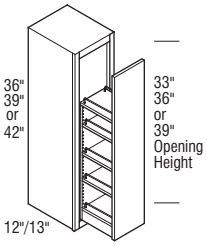

	C	D	F	H	I	J	K	L	M	O	P	Q
WSP930	1830	1689	1548	1462	1429	1384	1356	1337	1292	1276	1205	1184
WSP1230	1935	1788	1640	1548	1516	1466	1437	1417	1369	1352	1278	1252
WSP933	2091	1926	1762	1662	1631	1578	1547	1524	1473	1455	1374	1348
WSP1233	2251	2079	1906	1800	1763	1707	1670	1648	1593	1571	1486	1459
WSP936	2209	2036	1864	1757	1724	1668	1635	1613	1559	1536	1455	1426
WSP1236	2368	2182	1996	1885	1848	1788	1751	1726	1670	1648	1559	1529
WSP939	2356	2174	1991	1879	1840	1783	1747	1723	1664	1644	1555	1524
WSP1239	2496	2304	2111	1991	1953	1889	1849	1826	1766	1743	1646	1616
WSP942	2509	2314	2119	1998	1961	1895	1857	1832	1772	1748	1653	1621
WSP1242	2670	2461	2251	2125	2082	2017	1976	1947	1883	1860	1756	1724

- Pull-out features soft-close.

Door & Drawer Modifications - See page E•4.

A	CG	CM	FH	GM	IBO	MFO	NBO	PEGS	PM	SM	T
					•	•	•	•			

End Panel Modifications - See page E•8.

BBS	DDE	F	FDE	FPE	IPE	RPE	SEBK	SED
•	•	•		•	•	•	•	•

Custom Modifications - See page E•12.

ADDTK	ADRW	AOMD	ART	AS	BBKI	CBO	CCO	CD	CFNTO	CFRMO	CH	CND	CS1	CW	EX	EXD	EXO	EXU	FFV	FLUTE
•	•				•	•	•	+		•	+			+	•	•	•	•		•

FTK	INVF	LSD	MI	NOO	OBRB	P	PFBP	RFLUTE	RMR	RTK	TD	VR	WS
+		•	•		•		•	•		+			

+Modifications with a plus sign (+) have exceptions. In the digital PDF, click on the code in the chart for details. See page E•1 for Modification Index.

Wall Diagonal Appliance Garage, 18″ High

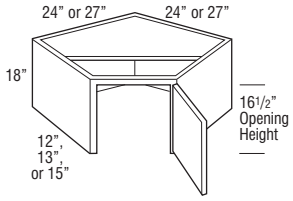

	C	D	F	H	I	J	K	L	M	O	P	Q
WDAG2424 L or R	1207	1117	1027	974	958	925	904	893	864	851	795	781
WDAG2727 L or R	1291	1189	1089	1036	1014	980	960	948	914	904	848	833

- Cabinet is designed to fit beneath Diagonal Wall Cabinets.
- Bottom edge not trimmable.
- All Full Overlay doors have a 1/2″ overlay hinge standard.

Door & Drawer Modifications - See page E•4.

A	CG	CM	FH	GM	IBO	MFO	NBO	PEGS	PM	SM	T
•	•	•	•	•	•	•	•	•	•	•	

End Panel Modifications - See page E•8.

BBS	DDE	F	FDE	FPE	IPE	RPE	SEBK	SED
•	•	•		•	•	•		

Custom Modifications - See page E•12.

ADDTK	ADRW	AOMD	ART	AS	BBKI	CBO	CCO	CD	CFNTO	CFRMO	CH	CND	CS1	CW	EX	EXD	EXO	EXU	FFV	FLUTE
					•	•	•	+	•	•	+	•		+				•		

FTK	INVF	LSD	MI	NOO	OBRB	P	PFBP	RFLUTE	RMR	RTK	TD	VR	WS
		•	•										

+Modifications with a plus sign (+) have exceptions. In the digital PDF, click on the code in the chart for details. See page E•1 for Modification Index.

Wall Appliance Garage, 18″ High

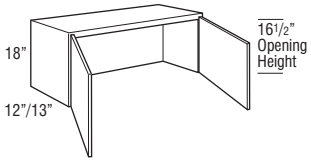

	C	D	F	H	I	J	K	L	M	O	P	Q
WAG1218 L or R	905	831	758	720	698	678	662	655	630	622	580	572
WAG1518 L or R	945	865	785	752	737	708	693	685	661	653	608	597
WAG1818 L or R	1015	933	851	796	780	756	743	729	699	693	657	640
WAG2118 L or R	1028	945	861	816	803	776	752	747	722	708	662	648
WAG2418 L or R	1034	954	874	833	814	794	775	761	741	730	685	675
WAG2418	1309	1210	1112	1049	1024	991	986	963	927	921	866	851
WAG2718	1439	1325	1210	1159	1135	1098	1077	1063	1022	1011	945	931
WAG3018	1513	1396	1277	1205	1186	1149	1123	1107	1071	1059	992	978
WAG3318	1579	1454	1330	1252	1231	1189	1162	1143	1108	1089	1036	1016
WAG3618	1625	1500	1376	1302	1278	1239	1205	1196	1153	1142	1073	1054

- Bottom edge not trimmable.

Door & Drawer Modifications - See page E•4.

A	CG	CM	FH	GM	IBO	MFO	NBO	PEGS	PM	SM	T
•	•	•	•	+	•	•	•	•	•	•	

End Panel Modifications - See page E•8.

BBS	DDE	F	FDE	FPE	IPE	RPE	SEBK	SED
•	•	•		•	•	•	•	

Custom Modifications - See page E•12.

ADDTK	ADRW	AOMD	ART	AS	BBKI	CBO	CCO	CD	CFNTO	CFRMO	CH	CND	CS1	CW	EX	EXD	EXO	EXU	FFV	FLUTE
					•	•	•	+	•	•	+	•		+	•		•	•		•

FTK	INVF	LSD	MI	NOO	OBRB	P	PFBP	RFLUTE	RMR	RTK	TD	VR	WS
		•	•					•					+

+Modifications with a plus sign (+) have exceptions. In the digital PDF, click on the code in the chart for details. See page E•1 for Modification Index.

NEW Wall Appliance Garage with Pocket Doors, 18″ High

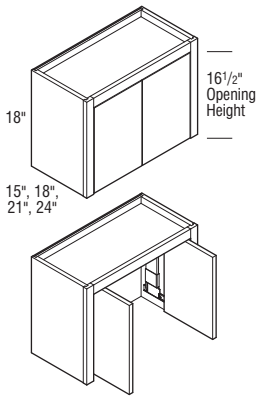

SKU Name	# of Doors	Projection of Door
WAG241815PD	2	2 5/16"
WAG271815PD	2	3 13/16"
WAG301815PD	2	5 5/16"
WAG331815PD	2	6 13/16"
WAG361815PD	2	8 5/16"
WAG241818PD	2	2 5/16"
WAG271818PD	2	3 13/16"
WAG301818PD	2	3 5/16"
WAG331818PD	2	2 13/16"
WAG361818PD	2	4 5/16"
WAG241821PD	2	2 5/16"
WAG271821PD	2	3 13/16"
WAG301821PD	2	3 5/16"
WAG331821PD	2	2 13/16"
WAG361821PD	2	2 5/16"
WAG241824PD	2	2 5/16"
WAG271824PD	2	3 13/16"
WAG301824PD	2	3 5/16"
WAG331824PD	2	2 13/16"
WAG361824PD	2	2 5/16"

	C	D	F	H	I	J	K	L	M	O	P	Q
WAG241815PD	2009	1910	1812	1749	1724	1691	1686	1663	1627	1621	1566	1551
WAG271815PD	2139	2025	1910	1859	1835	1798	1777	1763	1722	1711	1645	1631
WAG301815PD	2213	2096	1977	1905	1886	1849	1823	1807	1771	1759	1692	1678
WAG331815PD	2279	2154	2030	1952	1931	1889	1862	1843	1808	1789	1736	1716
WAG361815PD	2325	2200	2076	2002	1978	1939	1905	1896	1853	1842	1773	1754
WAG241818PD	2009	1910	1812	1749	1724	1691	1686	1663	1627	1621	1566	1551
WAG271818PD	2139	2025	1910	1859	1835	1798	1777	1763	1722	1711	1645	1631
WAG301818PD	2213	2096	1977	1905	1886	1849	1823	1807	1771	1759	1692	1678
WAG331818PD	2279	2154	2030	1952	1931	1889	1862	1843	1808	1789	1736	1716
WAG361818PD	2325	2200	2076	2002	1978	1939	1905	1896	1853	1842	1773	1754
WAG241821PD	2009	1910	1812	1749	1724	1691	1686	1663	1627	1621	1566	1551
WAG271821PD	2139	2025	1910	1859	1835	1798	1777	1763	1722	1711	1645	1631
WAG301821PD	2213	2096	1977	1905	1886	1849	1823	1807	1771	1759	1692	1678
WAG331821PD	2279	2154	2030	1952	1931	1889	1862	1843	1808	1789	1736	1716
WAG361821PD	2325	2200	2076	2002	1978	1939	1905	1896	1853	1842	1773	1754
WAG241824PD	2009	1910	1812	1749	1724	1691	1686	1663	1627	1621	1566	1551
WAG271824PD	2139	2025	1910	1859	1835	1798	1777	1763	1722	1711	1645	1631
WAG301824PD	2213	2096	1977	1905	1886	1849	1823	1807	1771	1759	1692	1678
WAG331824PD	2279	2154	2030	1952	1931	1889	1862	1843	1808	1789	1736	1716
WAG361824PD	2325	2200	2076	2002	1978	1939	1905	1896	1853	1842	1773	1754

- Soft-close feature not available.
- Pocket doors not available for field installation, only available factory installed.
- Hardware will be visible if used with transparent textured glass.
- When closed, pocket doors will sit flush inside face of cabinet box giving an inset look.
- Pocket doors will have 1/4″ reveal on bottom with 1/8″ reveal on top and sides.
- When pocket doors are open, they will project past the face frame. See projection amount in chart for standard depths. If sizing modifications are used this dimension may change.
- Useable interior garage width is reduced by 3″.
- Bottom edge not trimmable.
- Not available with door styles with onlay moulding.

Door & Drawer Modifications - See page E•4.

A	CG	CM	FH	GM	IBO	MFO	NBO	PEGS	PM	SM	T
	•		•		•	•	•	•			

End Panel Modifications - See page E•8.

BBS	DDE	F	FDE	FPE	IPE	RPE	SEBK	SED
•	•	•		•	•	•	•	

Custom Modifications - See page E•12.

ADDTK	ADRW	AOMD	ART	AS	BBKI	CBO	CCO	CD	CFNTO	CFRMO	CH	CND	CS1	CW	EX	EXD	EXO	EXU	FFV	FLUTE
					•	•	•	+	•	•	+			+	•		•	•		•

FTK	INVF	LSD	MI	NOO	OBRB	P	PFBP	RFLUTE	RMR	RTK	TD	VR	WS
			•					•					+

+Modifications with a plus sign (+) have exceptions. In the digital PDF, click on the code in the chart for details. See page E•1 for Modification Index.

Wall with Appliance Garage Vertical-lift, 18″ High

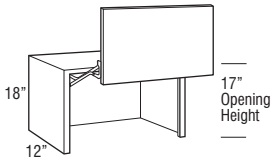

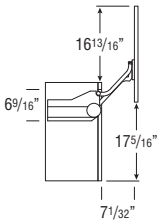

		C	D	F	H	I	J	K	L	M	O	P	Q
WAGVL1518		2435	2244	2054	1935	1898	1836	1797	1775	1713	1690	1597	1568
WAGVL1818		2617	2411	2204	2080	2036	1974	1930	1904	1839	1814	1714	1683
WAGVL2118		2799	2592	2384	2260	2223	2159	2116	2091	2026	2000	1901	1870
WAGVL2418		2883	2670	2456	2328	2290	2224	2179	2154	2087	2060	1958	1926

- Lift mechanism features a single motion for up and out movement with soft-close, tension can be field adjusted.
- Lift mechanism not available for order for field installation, only available factory installed.
- Lift mechanisms and mounting brackets will be visible if used with transparent textured glass.
- Decorative hardware required.
- Hardware extends 1″ into opening on each side.
- Bottom edge not trimmable.
- Heavy duty vertical-lift mechanism.
- Appliance garage opening is 17″ high, dimension from cabinet base to bottom of mechanism is 15 3/4″.

Door & Drawer Modifications - See page E•4.

A	CG	CM	FH	GM	IBO	MFO	NBO	PEGS	PM	SM	T
•	•					•		•			

End Panel Modifications - See page E•8.

BBS	DDE	F	FDE	FPE	IPE	RPE	SEBK	SED
•	•	•		•			•	

Custom Modifications - See page E•12.

ADDTK	ADRW	AOMD	ART	AS	BBKI	CBO	CCO	CD	CFNTO	CFRMO	CH	CND	CS1	CW	EX	EXD	EXO	EXU	FFV	FLUTE
		+			•			+		•	+			+	•		•	•		•

FTK	INVF	LSD	MI	NOO	OBRB	P	PFBP	RFLUTE	RMR	RTK	TD	VR	WS
			•					•					+

+Modifications with a plus sign (+) have exceptions. In the digital PDF, click on the code in the chart for details. See page E•1 for Modification Index.

Wall with Swing-out

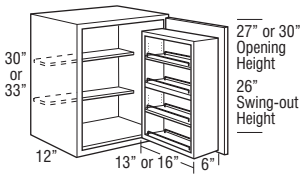

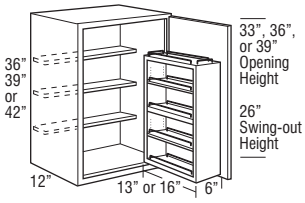

		C	D	F	H	I	J	K	L	M	O	P	Q
W1830SSWO L or R		2326	2144	1962	1854	1813	1758	1720	1699	1640	1620	1530	1502
W2130SSWO L or R		2423	2233	2044	1931	1889	1831	1792	1770	1708	1687	1594	1565
W1833SSWO L or R		2398	2213	2028	1912	1878	1816	1777	1756	1695	1674	1582	1552
W2133SSWO L or R		2498	2305	2112	1992	1956	1892	1851	1829	1766	1744	1648	1617
W1836SSWO L or R		2477	2285	2093	1977	1936	1872	1834	1810	1749	1727	1633	1598
W2136SSWO L or R		2580	2380	2180	2059	2017	1950	1910	1885	1822	1799	1701	1665
W1839SSWO L or R		2561	2363	2163	2040	1999	1936	1897	1869	1808	1786	1686	1655
W2139SSWO L or R		2668	2461	2253	2125	2082	2017	1976	1947	1883	1860	1756	1724
W1842SSWO L or R		2645	2438	2232	2107	2066	1996	1956	1932	1865	1842	1740	1708
W2142SSWO L or R		2755	2540	2325	2195	2152	2079	2038	2012	1943	1919	1812	1779

- Shelves behind swing-out spice rack are adjustable and 4 1/2″ deep.
- Field installed swing-out is natural finished wood with one fixed center shelf, two adjustable shelves, and a fixed bottom shelf with chrome finish wire rail sides.
- Dimensions: W18_ _SSWO wood insert is 26″ high x 13″ wide x 6″ deep. W21_ _SSWO wood insert is 26″ high x 16″ wide x 6″ deep.
- When Change Depth (CD) is ordered, wood insert will not increase in size.
- Maximum Weight Capacity for Spice Rack Shelves: 15 lbs.

Door & Drawer Modifications - See page E•4.

A	CG	CM	FH	GM	IBO	MFO	NBO	PEGS	PM	SM	T
	•	•		•		•		•	•		+

End Panel Modifications - See page E•8.

BBS	DDE	F	FDE	FPE	IPE	RPE	SEBK	SED
•	•	•		•			•	•

Custom Modifications - See page E•12.

ADDTK	ADRW	AOMD	ART	AS	BBKI	CBO	CCO	CD	CFNTO	CFRMO	CH	CND	CS1	CW	EX	EXD	EXO	EXU	FFV	FLUTE
•	•			•	•	•	•	+		•	+	•		+	•	•	•	•		•

FTK	INVF	LSD	MI	NOO	OBRB	P	PFBP	RFLUTE	RMR	RTK	TD	VR	WS
•		•	•		•		•	•		+			

+Modifications with a plus sign (+) have exceptions. In the digital PDF, click on the code in the chart for details. See page E•1 for Modification Index.

Wall Shelf Pull Down

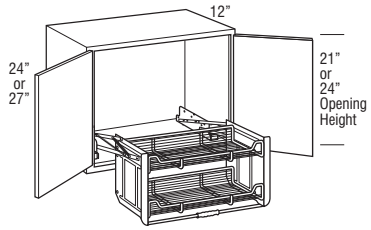

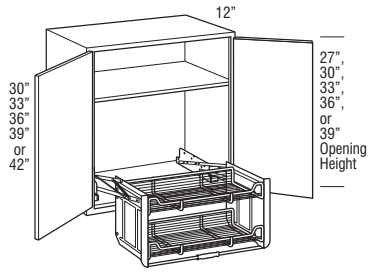

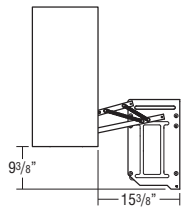

	C	D	F	H	I	J	K	L	M	O	P	Q
W3624SHLFPD	3716	3539	3362	3253	3219	3162	3126	3107	3046	3026	2938	2905
W3627SHLFPD	3892	3703	3513	3423	3383	3316	3277	3256	3193	3172	3060	3024
W3630SHLFPD	4068	3867	3664	3593	3547	3470	3428	3405	3340	3318	3182	3143
W3633SHLFPD	4244	4031	3815	3763	3711	3624	3579	3554	3487	3464	3304	3262
W3636SHLFPD	4420	4195	3966	3933	3875	3778	3730	3703	3634	3610	3426	3381
W3639SHLFPD	4596	4359	4117	4103	4039	3932	3881	3852	3781	3756	3548	3500
W3642SHLFPD	4772	4523	4268	4273	4203	4086	4032	4001	3928	3902	3670	3619

- Shelf Pull-down dimensions: 18 11/64" high x 28 1/4" wide x 8 1/2" deep.
- Interior dimensions of pull-down trays: 28 1/4" wide x 8 1/2" deep.
- Clearance dimensions: 19 3/8" high x 15 3/8" wide.
- Maximum Weight Capacity for Shelf Pull-down: 26 lbs.

Door & Drawer Modifications - See page E•4.

A	CG	CM	FH	GM	IBO	MFO	NBO	PEGS	PM	SM	T
•	•	•		•		•		•	•	•	+

End Panel Modifications - See page E•8.

BBS	DDE	F	FDE	FPE	IPE	RPE	SEBK	SED
•	•	•		•			•	•

Custom Modifications - See page E•12.

ADDTK	ADRW	AOMD	ART	AS	BBKI	CBO	CCO	CD	CFNTO	CFRMO	CH	CND	CS1	CW	EX	EXD	EXO	EXU	FFV	FLUTE
•	•				•	•	•	+	•	•	+	•		+	•	•	•	•		•

FTK	INVF	LSD	MI	NOO	OBRB	P	PFBP	RFLUTE	RMR	RTK	TD	VR	WS
•		•	•		•		•	•		+			

+Modifications with a plus sign (+) have exceptions. In the digital PDF, click on the code in the chart for details. See page E•1 for Modification Index.

Wall Box Column Pull-out with Overlay

accessories

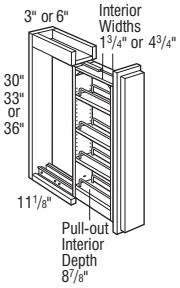

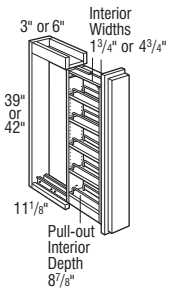

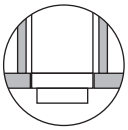

Top View

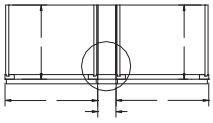

Top View Installation

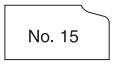

WBC330POOL	905	905	905	905	905	905	905	905	905	905	905	905
WBC333POOL	1406	1297	1188	1131	1110	1071	1052	1035	1001	986	924	908
WBC336POOL	1432	1322	1211	1154	1130	1091	1071	1054	1020	1005	942	925
WBC339POOL	1683	1553	1424	1355	1328	1282	1259	1240	1198	1180	1107	1088
WBC342POOL	1763	1627	1492	1420	1392	1344	1319	1299	1256	1238	1160	1139
WBC630POOL	1180	1180	1180	1180	1180	1180	1180	1180	1180	1180	1180	1180
WBC633POOL	1425	1314	1203	1146	1123	1084	1064	1047	1014	998	935	920
WBC636POOL	1527	1408	1289	1228	1204	1161	1140	1123	1086	1070	1002	986
WBC639POOL	1728	1595	1462	1391	1364	1316	1292	1272	1230	1212	1136	1117
WBC642POOL	1800	1661	1522	1449	1421	1372	1346	1325	1282	1262	1184	1163

- Specify edge profile (#1, 4, 7, 10, 15, 17).
- Pull-out features soft-close.
- Available on end of run.
- Fluting modification available when the No Overlay modification is selected.
- Bottom of unit is always Natural Maple.

Door & Drawer Modifications - See page E•4.

A	CG	CM	FH	GM	IBO	MFO	NBO	PEGS	PM	SM	T
					+	•	+				

End Panel Modifications - See page E•8.

BBS	DDE	F	FDE	FPE	IPE	RPE	SEBK	SED
							•	

Custom Modifications - See page E•12.

ADDTK	ADRW	AOMD	ART	AS	BBKI	CBO	CCO	CD	CFNTO	CFRMO	CH	CND	CS1	CW	EX	EXD	EXO	EXU	FFV	FLUTE
								+			+			+						•

FTK	INVF	LSD	MI	NOO	OBRB	P	PFBP	RFLUTE	RMR	RTK	TD	VR	WS
				•				•					

+Modifications with a plus sign (+) have exceptions. In the digital PDF, click on the code in the chart for details. See page E•1 for Modification Index.

Notes

TABLE OF CONTENTS – WOOD HOODS AND HEARTHS

Wood Hoods ..... H•2
Blowers ..... H•12
Hearths ..... H•13
Stanisci Wood Hoods ..... T•1

WOOD HOODS AND HEARTHS

Wood Hoods and Hearths Nomenclature

WHAFP36

Cabinet Type — Cabinet Width

Modification Grid Key

+	Available with exceptions
•	Available

Door & Drawer Modifications

Modification	Description
A	Aluminum Frame Door
CG	Cut-for-glass
CM	Classic Mullion Door
FH	Finial Hinges
GM	Gallery Mullion Door
IBO	Inset Beaded Overlay
MFO	Modified Full Overlay
NBO	Inset Non-Beaded Overlay
PEGS	Faux Square Peg
PM	Prairie Mullion Door
SM	Shaker Mullion Door

End Panel Modifications

Modification	Description
BBS	Beadboard Side
DDE	Decorative Door on End
FPE	Furniture Plywood End
IPE	Inset Panel End
RPE	Recessed or Raised Panel End
SEBK	Side Extended Back
SED	Side Extended Down

Custom Modifications

Modification	Description
ADDTK	Add Toekick
ADRW	Add Drawer
AS	Additional Shelf
BBKI	Beadboard Back Interior
CBO	Cabinet Box Only
CCO	Cabinet Case Only
CD	Change Depth
CFNTO	Cabinet Front Only
CFRMO	Cabinet Face Frame Only
CND	Cabinet No Door
CW	Change Width
EX	Extended Stile
EXD	Extended Down
EXO	Extended Stile with Overlay
EXU	Extended Up
FLUTE	Fluting
FTK	Flush Toekick
LSD	Loose Doors and/or Drawer Fronts
MI	Matching Interior
OBRB	Open Bottom Rail Base
PFBP	Prep for Finished Bottom with Panel
RFLUTE	Rosette Fluting
RTK	Recessed Toekick
WS	Wide Stile

Wood Hoods
Walnut and Quartersawn White Oak will require longer lead times.

Check local building code and appliance installation specifications for clearance requirements and installation heights above the range.

Installation instructions and hardware included.

No changes or cancellations will be accepted after 24 hours from acknowledgment of order.

Wood Hood Arch Raised Panel, 25 3/32″ High

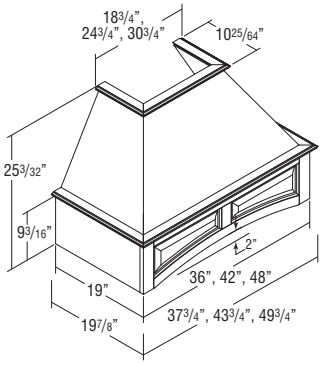

	C	D	F	H	I	J	K	L	M	O	P	Q
WHARP3625	2358	2358	2358	2358	2358	2358	2358	2358	2358	2358	2358	2358
WHARP4225	2673	2673	2673	2673	2673	2673	2673	2673	2673	2673	2673	2673
WHARP4825	2897	2897	2897	2897	2897	2897	2897	2897	2897	2897	2897	2897

- Freestanding unit (must be properly secured to wall and cannot be attached to adjacent cabinets).
- Exhaust system not included. Compatible with all blowers on page H•12.
- Compatible with Wood Hood Chimney (WHC and WHCT), which can be trimmed. See page H•3.
- Silver metallic liner included. Assembly required. Liner opening size: 10 1/4″ deep by 19 1/2″ wide.

Modifications Are Not Available

Species Availability				
Cherry	Maple	QS White Oak	Rustic Alder	Walnut
•	•	•	Alder	•

Technique Availability		
Highlight Glaze	Reserve Plus	Vintage Plus
•	•	•

Wood Hood Arch Flat Panel, 25″ High

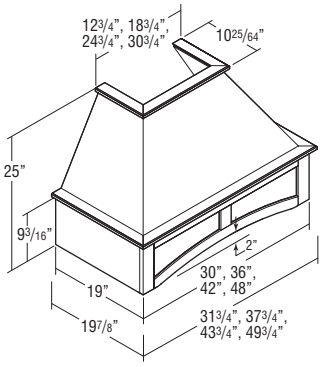

WHAFP30	3696	3696	3696	3696	3696	3696	3696	3696	3696	3696	3696	3696
WHAFP36	3819	3819	3819	3819	3819	3819	3819	3819	3819	3819	3819	3819
WHAFP42	3942	3942	3942	3942	3942	3942	3942	3942	3942	3942	3942	3942
WHAFP48	4066	4066	4066	4066	4066	4066	4066	4066	4066	4066	4066	4066

- Freestanding unit (must be properly secured to wall and cannot be attached to adjacent cabinets).
- Exhaust system not included. Compatible with all blowers on page H•12.
- Compatible with Wood Hood Chimney (WHC and WHCT), which can be trimmed. See page H•3.
- Silver metallic liner included. Assembly required. Liner opening size: 10 1/4″ deep by 19 1/2″ wide.

Modifications Are Not Available

Species Availability				
Cherry	Maple	QS White Oak	Rustic Alder	Walnut
•	•	•	Alder	•

Technique Availability		
Highlight Glaze	Reserve Plus	Vintage Plus
•	•	•

Wood Hood Square, 24″ High

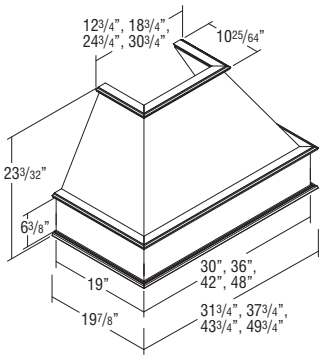

WHSQ3024	3696	3696	3696	3696	3696	3696	3696	3696	3696	3696	3696	3696
WHSQ3624	3819	3819	3819	3819	3819	3819	3819	3819	3819	3819	3819	3819
WHSQ4224	3942	3942	3942	3942	3942	3942	3942	3942	3942	3942	3942	3942
WHSQ4824	4066	4066	4066	4066	4066	4066	4066	4066	4066	4066	4066	4066

- Freestanding unit (must be properly secured to wall and cannot be attached to adjacent cabinets).
- Exhaust system not included. Compatible with all blowers on page H•12.
- Compatible with Wood Hood Chimney (WHC and WHCT), which can be trimmed. See page H•3.
- Silver metallic liner included. Assembly required. Liner opening size: 10 1/4″ deep by 19 1/2″ wide.

Modifications Are Not Available

Species Availability				
Cherry	Maple	QS White Oak	Rustic Alder	Walnut
•	•	•	Alder	•

Technique Availability		
Highlight Glaze	Reserve Plus	Vintage Plus
•	•	•

Wood Hood Square Flat Panel, 22 7/8″ High

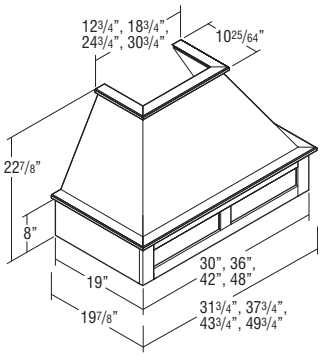

		C	D	F	H	I	J	K	L	M	O	P	Q
WHSQFP30		3696	3696	3696	3696	3696	3696	3696	3696	3696	3696	3696	3696
WHSQFP36		3819	3819	3819	3819	3819	3819	3819	3819	3819	3819	3819	3819
WHSQFP42		3942	3942	3942	3942	3942	3942	3942	3942	3942	3942	3942	3942
WHSQFP48		4066	4066	4066	4066	4066	4066	4066	4066	4066	4066	4066	4066

- Freestanding unit (must be properly secured to wall and cannot be attached to adjacent cabinets).
- Exhaust system not included. Compatible with all blowers on page H•12.
- Compatible with Wood Hood Chimney (WHC and WHCT), which can be trimmed. See page H•3.
- Silver metallic liner included. Assembly required. Liner opening size: 10 1/4″ deep by 19 1/2″ wide.

Modifications Are Not Available

Species Availability				
Cherry	**Maple**	**QS White Oak**	**Rustic Alder**	**Walnut**
•	•	•	**Alder**	•

Technique Availability		
Highlight Glaze	**Reserve Plus**	**Vintage Plus**
•	•	•

Wood Hood Chimney, 23 1/2" High

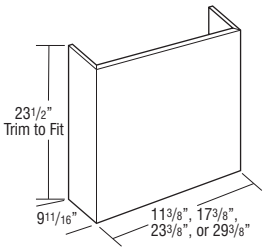

WHC30		455	455	455	455	455	455	455	455	455	455	455	455
WHC36		455	455	455	455	455	455	455	455	455	455	455	455
WHC42		545	545	545	545	545	545	545	545	545	545	545	545
WHC48		635	635	635	635	635	635	635	635	635	635	635	635

- Optional accessory for Wood Hood Arch Flat Panel (WHAFP), Wood Hood Arch Raised Panel (WHARP), Wood Hood Square (WHSQ), and Wood Hood Square Flat Panel (WHSQFP).
- WHC30 not compatible with CONVERSION.
- Trimmable. If trimmed, moulding is recommended to conceal any cut marks.
- 3/4″ thick plywood.

Modifications Are Not Available

Species Availability				
Cherry	**Maple**	**QS White Oak**	**Rustic Alder**	**Walnut**
•	•	•	**Alder**	•

Technique Availability		
Highlight Glaze	**Reserve Plus**	**Vintage Plus**
	•	•

Wood Hood Chimney Tall, 31" High

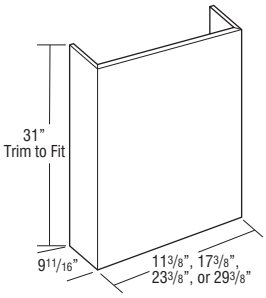

WHCT30		592	592	592	592	592	592	592	592	592	592	592	592
WHCT36		592	592	592	592	592	592	592	592	592	592	592	592
WHCT42		709	709	709	709	709	709	709	709	709	709	709	709
WHCT48		826	826	826	826	826	826	826	826	826	826	826	826

- Optional accessory for Wood Hood Arch Flat Panel (WHAFP), Wood Hood Arch Raised Panel (WHARP), Wood Hood Square (WHSQ), and Wood Hood Square Flat Panel (WHSQFP).
- WHCT30 not compatible with CONVERSION.
- Trimmable. If trimmed, moulding is recommended to conceal any cut marks.
- 3/4″ thick plywood.

Modifications Are Not Available

Species Availability				
Cherry	**Maple**	**QS White Oak**	**Rustic Alder**	**Walnut**
•	•	•	**Alder**	•

Technique Availability		
Highlight Glaze	**Reserve Plus**	**Vintage Plus**
	•	•

Wood Hood Canopy Arch Raised Panel

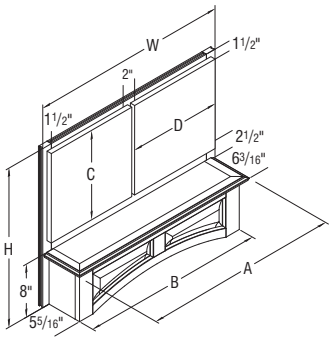

		C	D	F	H	I	J	K	L	M	O	P	Q
WHCARP3024		3849	3559	3269	3104	3041	2957	2892	2853	2756	2719	2562	2521
WHCARP3624		4198	3882	3566	3386	3317	3226	3155	3113	3007	2967	2795	2750
WHCARP4224		4588	4243	3898	3701	3626	3526	3449	3403	3287	3243	3055	3006
WHCARP3030		4047	3742	3437	3263	3196	3108	3040	2999	2897	2858	2693	2650
WHCARP3630		4593	4247	3901	3704	3628	3528	3451	3405	3289	3245	3057	3008
WHCARP4230		4906	4537	4168	3957	3876	3769	3687	3638	3514	3467	3266	3214
WHCARP3036		4017	3715	3413	3241	3175	3087	3019	2978	2877	2839	2675	2632
WHCARP3636		4341	4014	3687	3501	3430	3335	3262	3218	3109	3068	2890	2844
WHCARP4236		5250	4855	4460	4235	4149	4035	3947	3894	3762	3712	3497	3441

- Exhaust system not included. Compatible with all blowers on page H•12.
- Silver metallic liner included. Assembly required. Liner is not arched. Liner opening size: 10 1/4"deep by 19 1/2" wide.
- Install between adjacent cabinets.
- Doors matching the style ordered will be installed on hood. When ordered in Rustic Alder, only the doors will have Rustic characteristics.

	Width (W)	Height (H)	Max. Width (A)	Min. Width (B)	Opening Height (C)	Opening Width (D)
WHCARP3024	30"	24"	29 9/16"	27 13/16"	12"	12 1/2"
WHCARP3624	36"	24"	35 9/16"	33 13/16"	12"	15 1/2"
WHCARP4224	42"	24"	41 9/16"	39 13/16"	12"	18 1/2"
WHCARP3030	30"	30"	29 9/16"	27 13/16"	18"	12 1/2"
WHCARP3630	36"	30"	35 9/16"	33 13/16"	18"	15 1/2"
WHCARP4230	42"	30"	41 9/16"	39 13/16"	18"	18 1/2"
WHCARP3036	30"	36"	29 9/16"	27 13/16"	24"	12 1/2"
WHCARP3636	36"	36"	35 9/16"	33 13/16"	24"	15 1/2"
WHCARP4236	42"	36"	41 9/16"	39 13/16"	24"	18 1/2"

Door & Drawer Modifications - See page E•4.

A	CG	CM	FH	GM	IBO	MFO	NBO	PEGS	PM	SM
	•	•	•	•		•	•	•	•	•

End Panel Modifications - See page E•8.

BBS	DDE	FPE	IPE	RPE	SEBK	SED

Custom Modifications - See page E•12.

ADDTK	ADRW	AS	BBKI	CBO	CCO	CD	CFNTO	CFRMO	CND	CW	EX	EXD	EXO	EXU	FLUTE	FTK	LSD	MI	OBRB	PFBP
						+			•	+										

RFLUTE	RTK	WS

+Modifications with a plus sign (+) have exceptions. In the digital PDF, click on the code in the chart for details. See page E•1 for Modification Index.

Species Availability				
Cherry	**Maple**	**QS White Oak**	**Rustic Alder**	**Walnut**
•	•	•	•	•

Technique Availability		
Highlight Glaze	**Reserve Plus**	**Vintage Plus**
•	•	•

Wood Hood Canopy Square

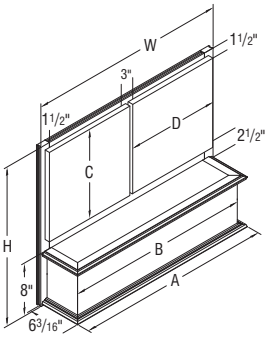

	C	D	F	H	I	J	K	L	M	O	P	Q
WHCSQ3024	2585	2585	2585	2585	2585	2585	2585	2585	2585	2585	2585	2585
WHCSQ3624	2854	2854	2854	2854	2854	2854	2854	2854	2854	2854	2854	2854
WHCSQ4224	3136	3136	3136	3136	3136	3136	3136	3136	3136	3136	3136	3136
WHCSQ3030	2631	2631	2631	2631	2631	2631	2631	2631	2631	2631	2631	2631
WHCSQ3630	2987	2987	2987	2987	2987	2987	2987	2987	2987	2987	2987	2987
WHCSQ4230	3280	3280	3280	3280	3280	3280	3280	3280	3280	3280	3280	3280
WHCSQ3036	2896	2896	2896	2896	2896	2896	2896	2896	2896	2896	2896	2896
WHCSQ3636	3050	3050	3050	3050	3050	3050	3050	3050	3050	3050	3050	3050
WHCSQ4236	3413	3413	3413	3413	3413	3413	3413	3413	3413	3413	3413	3413

- Exhaust system not included. Compatible with all blowers on page H•12.
- Silver metallic liner included. Assembly required. Liner opening size: 10 1/4″ deep by 19 1/2″ wide.
- Install between adjacent cabinets.
- Doors matching the style ordered will be installed on hood. When ordered in Rustic Alder, only the doors will have Rustic characteristics.

	Width (W)	Height (H)	Max. Width (A)	Min. Width (B)	Opening Height (C)	Opening Width (D)
WHCSQ3024	30″	24″	29 9/16″	27 13/16″	12″	12 1/2″
WHCSQ3624	36″	24″	35 9/16″	33 13/16″	12″	15 1/2″
WHCSQ4224	42″	24″	41 9/16″	39 13/16″	12″	18 1/2″
WHCSQ3030	30″	30″	29 9/16″	27 13/16″	18″	12 1/2″
WHCSQ3630	36″	30″	35 9/16″	33 13/16″	18″	15 1/2″
WHCSQ4230	42″	30″	41 9/16″	39 13/16″	18″	18 1/2″
WHCSQ3036	30″	36″	29 9/16″	27 13/16″	24″	12 1/2″
WHCSQ3636	36″	36″	35 9/16″	33 13/16″	24″	15 1/2″
WHCSQ4236	42″	36″	41 9/16″	39 13/16″	24″	18 1/2″

Door & Drawer Modifications - See page E•4.

A	CG	CM	FH	GM	IBO	MFO	NBO	PEGS	PM	SM
	•	•	•	•		•	•	•	•	•

End Panel Modifications - See page E•8.

BBS	DDE	FPE	IPE	RPE	SEBK	SED

Custom Modifications - See page E•12.

ADDTK	ADRW	AS	BBKI	CBO	CCO	CD	CFNTO	CFRMO	CND	CW	EX	EXD	EXO	EXU	FLUTE	FTK	LSD	MI	OBRB	PFBP
						+			•	+										

RFLUTE	RTK	WS

+Modifications with a plus sign (+) have exceptions. In the digital PDF, click on the code in the chart for details. See page E•1 for Modification Index.

Species Availability				
Cherry	**Maple**	**QS White Oak**	**Rustic Alder**	**Walnut**
•	•	•	•	•

Technique Availability		
Highlight Glaze	**Reserve Plus**	**Vintage Plus**
•	•	•

Wood Hood Canopy Batten Straight, 24″ or 30″ High

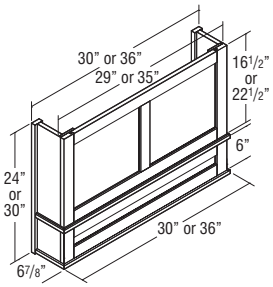

	C	D	F	H	I	J	K	L	M	O	P	Q
WHCBS3024	2587	2587	2587	2587	2587	2587	2587	2587	2587	2587	2587	2587
WHCBS3030	3117	3117	3117	3117	3117	3117	3117	3117	3117	3117	3117	3117
WHCBS3624	2957	2957	2957	2957	2957	2957	2957	2957	2957	2957	2957	2957
WHCBS3630	3401	3401	3401	3401	3401	3401	3401	3401	3401	3401	3401	3401

- Exhaust system not included. Compatible with all blowers on page H•12.
- Silver metallic liner included. Assembly required. Liner opening size: 10 1/4″ deep by 19 1/2″ wide.
- Install between adjacent cabinets.
- Grain runs vertical on center panels in upper section and horizontal on center panel in lower section.
- Fronts will match the door style profile selected. Image shown with shaker profile.
- Not available with Slab door styles.

Modifications Are Not Available

Species Availability				
Cherry	Maple	QS White Oak	Rustic Alder	Walnut
•	•	•	Alder	•

Technique Availability		
Highlight Glaze	Reserve Plus	Vintage Plus
•	•	•

Wood Hood Canopy Batten Straight, 36″ High

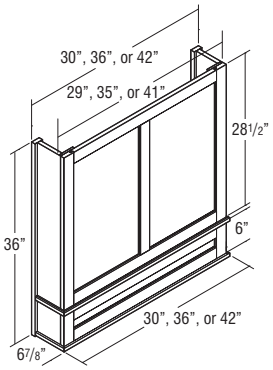

WHCBS3036	2710	2710	2710	2710	2710	2710	2710	2710	2710	2710	2710	2710
WHCBS3636	2957	2957	2957	2957	2957	2957	2957	2957	2957	2957	2957	2957
WHCBS4236	3203	3203	3203	3203	3203	3203	3203	3203	3203	3203	3203	3203

- Exhaust system not included. Compatible with all blowers on page H•12.
- Silver metallic liner included. Assembly required. Liner opening size: 10 1/4″ deep by 19 1/2″ wide.
- Install between adjacent cabinets.
- Grain runs vertical on center panels in upper section and horizontal on center panel in lower section.
- Fronts will match the door style profile selected. Image shown with shaker profile.
- Not available with Slab door styles.

Modifications Are Not Available

Species Availability				
Cherry	Maple	QS White Oak	Rustic Alder	Walnut
•	•	•	Alder	•

Technique Availability		
Highlight Glaze	Reserve Plus	Vintage Plus
•	•	•

Wood Hood Shiplap Straight, 42″ High

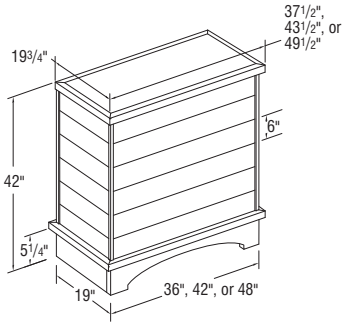

WHSLPS3642	3537	3537	3537	3537	3537	3537	3537	3537	3537	3537	3537	3537
WHSLPS4242	3744	3744	3744	3744	3744	3744	3744	3744	3744	3744	3744	3744
WHSLPS4842	4057	4057	4057	4057	4057	4057	4057	4057	4057	4057	4057	4057

- Freestanding unit (must be properly secured to wall and cannot be attached to adjacent cabinets).
- Exhaust system not included. Compatible with all blowers on page H•12.
- Silver metallic liner included. Assembly required. Liner opening size: 10 1/4″ deep by 19 1/2″ wide.
- Trimmable. If trimmed, moulding is recommended to conceal any cut marks.
- Constructed of 3/4″ thick grooved plywood creating a shiplap appearance.
- Wood hood corner moulding shipped unattached.

Modifications Are Not Available

Species Availability				
Cherry	Maple	QS White Oak	Rustic Alder	Walnut
•	•	•	Alder	•

Technique Availability		
Highlight Glaze	Reserve Plus	Vintage Plus
	•	•

Wood Hood Shiplap Straight with Corbels, 42″ High

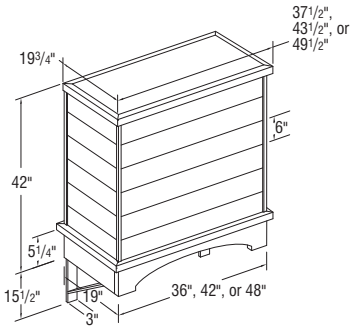

WHSLPSCB3642	4340	4340	4340	4340	4340	4340	4340	4340	4340	4340	4340	4340
WHSLPSCB4242	4546	4546	4546	4546	4546	4546	4546	4546	4546	4546	4546	4546
WHSLPSCB4842	4860	4860	4860	4860	4860	4860	4860	4860	4860	4860	4860	4860

- Freestanding unit (must be properly secured to wall and cannot be attached to adjacent cabinets).
- Exhaust system not included. Compatible with all blowers on page H•12.
- Silver metallic liner included. Assembly required. Liner opening size: 10 1/4″ deep by 19 1/2″ wide.
- Includes a pair of decorative corbels.
- Trimmable. If trimmed, moulding is recommended to conceal any cut marks.
- Constructed of 3/4″ thick grooved plywood creating a shiplap appearance.
- Wood hood corner moulding shipped unattached.

Modifications Are Not Available

Species Availability				
Cherry	Maple	QS White Oak	Rustic Alder	Walnut
•	•	•	Alder	•

Technique Availability		
Highlight Glaze	Reserve Plus	Vintage Plus
	•	•

Wood Hood Shiplap Tapered, 30″ High

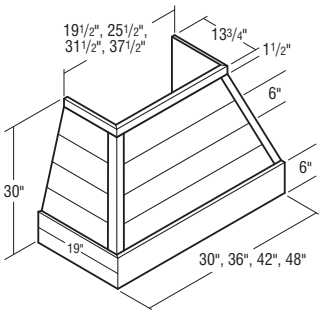

	C	D	F	H	I	J	K	L	M	O	P	Q
WHSLPTP3030	3415	3415	3415	3415	3415	3415	3415	3415	3415	3415	3415	3415
WHSLPTP3630	3537	3537	3537	3537	3537	3537	3537	3537	3537	3537	3537	3537
WHSLPTP4230	3744	3744	3744	3744	3744	3744	3744	3744	3744	3744	3744	3744
WHSLPTP4830	4057	4057	4057	4057	4057	4057	4057	4057	4057	4057	4057	4057

- Freestanding unit (must be properly secured to wall and cannot be attached to adjacent cabinets).
- Exhaust system not included. Compatible with all blowers on page H•12.
- Compatible with Wood Hood Shiplap Chimney (WHSLPC), which can be trimmed. See page H•7.
- Silver metallic liner included. Assembly required. Liner opening size: 10 1/4″ deep by 19 1/2″ wide.
- Constructed of 3/4″ thick grooved plywood creating a shiplap appearance.

Modifications Are Not Available

Species Availability				
Cherry	**Maple**	**QS White Oak**	**Rustic Alder**	**Walnut**
•	•	•	**Alder**	•

Technique Availability		
Highlight Glaze	**Reserve Plus**	**Vintage Plus**
	•	•

Wood Hood Shiplap Tapered with Corbels, 30″ High

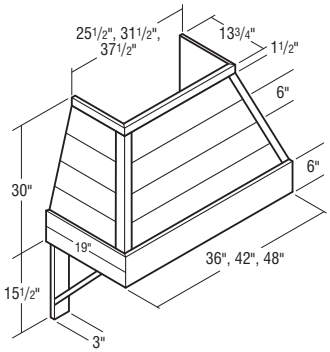

WHSLPTPCB3630	4218	4218	4218	4218	4218	4218	4218	4218	4218	4218	4218	4218
WHSLPTPCB4230	4340	4340	4340	4340	4340	4340	4340	4340	4340	4340	4340	4340
WHSLPTPCB4830	4546	4546	4546	4546	4546	4546	4546	4546	4546	4546	4546	4546

- Freestanding unit (must be properly secured to wall and cannot be attached to adjacent cabinets).
- Exhaust system not included. Compatible with all blowers on page H•12.
- Compatible with Wood Hood Shiplap Chimney (WHSLPC), which can be trimmed. See page H•7.
- Silver metallic liner included. Assembly required. Liner opening size: 10 1/4″ deep by 19 1/2″ wide.
- Includes a pair of decorative corbels.
- Constructed of 3/4″ thick grooved plywood creating a shiplap appearance.

Modifications Are Not Available

Species Availability				
Cherry	**Maple**	**QS White Oak**	**Rustic Alder**	**Walnut**
•	•	•	**Alder**	•

Technique Availability		
Highlight Glaze	**Reserve Plus**	**Vintage Plus**
	•	•

Wood Hood Shiplap Chimney, 24 3/4″ High

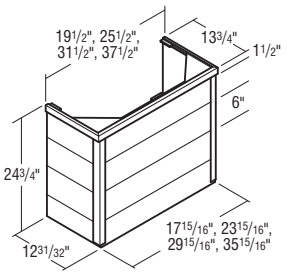

WHSLPC30	1475	1475	1475	1475	1475	1475	1475	1475	1475	1475	1475	1475
WHSLPC36	1532	1532	1532	1532	1532	1532	1532	1532	1532	1532	1532	1532
WHSLPC42	1738	1738	1738	1738	1738	1738	1738	1738	1738	1738	1738	1738
WHSLPC48	1875	1875	1875	1875	1875	1875	1875	1875	1875	1875	1875	1875

- Optional accessory for Wood Hood Shiplap Tapered (WHSLPTP and WHSLPTPCB) for an installed height of 54″.
- Trimmable. If trimmed, moulding is recommended to conceal any cut marks.
- Constructed of 3/4″ thick grooved plywood creating a shiplap appearance.
- Wood hood corner moulding shipped unattached.

Modifications Are Not Available

Species Availability				
Cherry	**Maple**	**QS White Oak**	**Rustic Alder**	**Walnut**
•	•	•	**Alder**	•

Technique Availability		
Highlight Glaze	**Reserve Plus**	**Vintage Plus**
	•	•

Wood Hood Simple Tapered, 30″ High

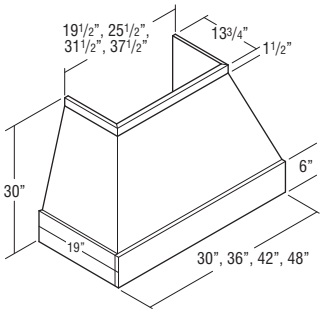

WHSMTP30	3942	3942	3942	3942	3942	3942	3942	3942	3942	3942	3942	3942
WHSMTP36	4066	4066	4066	4066	4066	4066	4066	4066	4066	4066	4066	4066
WHSMTP42	4189	4189	4189	4189	4189	4189	4189	4189	4189	4189	4189	4189
WHSMTP48	4312	4312	4312	4312	4312	4312	4312	4312	4312	4312	4312	4312

- Freestanding unit (must be properly secured to wall and cannot be attached to adjacent cabinets).
- Exhaust system not included. Compatible with all blowers on page H•12.
- Compatible with Wood Hood Simple Chimney (WHSMC), which can be trimmed. See page H•8.
- Silver metallic liner included. Assembly required. Liner opening size: 10 1/4" deep by 19 1/2" wide.

Modifications Are Not Available

Species Availability				
Cherry	**Maple**	**QS White Oak**	**Rustic Alder**	**Walnut**
•	•	•	**Alder**	•

Technique Availability		
Highlight Glaze	**Reserve Plus**	**Vintage Plus**
	•	•

Wood Hood Simple Chimney, 24 3/4″ High

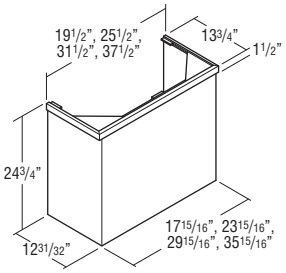

		C	D	F	H	I	J	K	L	M	O	P	Q
WHSMC30		1478	1478	1478	1478	1478	1478	1478	1478	1478	1478	1478	1478
WHSMC36		1725	1725	1725	1725	1725	1725	1725	1725	1725	1725	1725	1725
WHSMC42		1848	1848	1848	1848	1848	1848	1848	1848	1848	1848	1848	1848
WHSMC48		1971	1971	1971	1971	1971	1971	1971	1971	1971	1971	1971	1971

- Optional accessory for Wood Hood Simple Tapered (WHSMTP) for an installed height of 54″.
- Trimmable. If trimmed, moulding is recommended to conceal any cut marks.

Modifications Are Not Available

Species Availability				
Cherry	**Maple**	**QS White Oak**	**Rustic Alder**	**Walnut**
•	•	•	**Alder**	•

Technique Availability		
Highlight Glaze	**Reserve Plus**	**Vintage Plus**
	•	•

Wood Hood Artisan Square, 46″ High

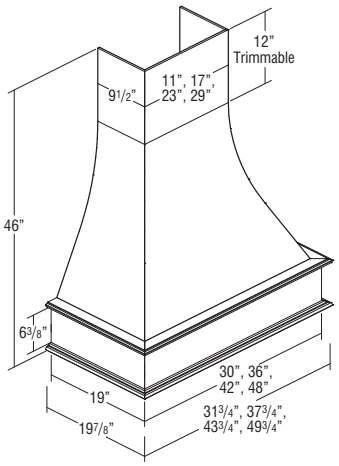

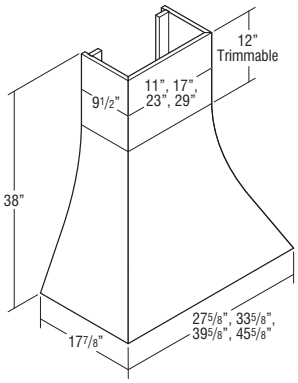

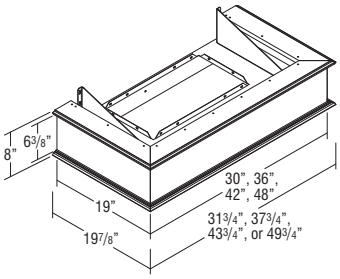

WHASQ3046		4390	4390	4390	4390	4390	4390	4390	4390	4390	4390	4390	4390
WHASQ3646		4480	4480	4480	4480	4480	4480	4480	4480	4480	4480	4480	4480
WHASQ4246		4704	4704	4704	4704	4704	4704	4704	4704	4704	4704	4704	4704
WHASQ4846		4928	4928	4928	4928	4928	4928	4928	4928	4928	4928	4928	4928
WHASQT3046		3073	3073	3073	3073	3073	3073	3073	3073	3073	3073	3073	3073
WHASQT3646		3136	3136	3136	3136	3136	3136	3136	3136	3136	3136	3136	3136
WHASQT4246		3293	3293	3293	3293	3293	3293	3293	3293	3293	3293	3293	3293
WHASQT4846		3450	3450	3450	3450	3450	3450	3450	3450	3450	3450	3450	3450
WHASQB3046		3073	3073	3073	3073	3073	3073	3073	3073	3073	3073	3073	3073
WHASQB3646		3136	3136	3136	3136	3136	3136	3136	3136	3136	3136	3136	3136
WHASQB4246		3293	3293	3293	3293	3293	3293	3293	3293	3293	3293	3293	3293
WHASQB4846		3450	3450	3450	3450	3450	3450	3450	3450	3450	3450	3450	3450

- Freestanding unit (must be properly secured to wall and cannot be attached to adjacent cabinets).
- Exhaust system not included. Compatible with all blowers on page H•12.
- Silver metallic liner included. Assembly required. Liner opening size: 10 1/4″ deep x 19 1/2″ wide. WHASQT* will not come with liner.
- Chimney height is trimmable up to 34″.

Modifications Are Not Available

Species Availability					
	Cherry	**Maple**	**QS White Oak**	**Rustic Alder**	**Walnut**
WHASQ_	•	•	•	**Alder**	•
WHASQT_		**Paint Only**			
WHASQB_	•	•	•	**Alder**	•

Technique Availability			
	Highlight Glaze	**Reserve Plus**	**Vintage Plus**
WHASQ_	•	•	
WHASQT_		•	
WHASQB_	•	•	

Wood Hood Waterfall, 42″ High

	C	D	F	H	I	J	K	L	M	O	P	Q
WHWFL3642	4480	4480	4480	4480	4480	4480	4480	4480	4480	4480	4480	4480
WHWFL4242	4704	4704	4704	4704	4704	4704	4704	4704	4704	4704	4704	4704
WHWFLT3642	3136	3136	3136	3136	3136	3136	3136	3136	3136	3136	3136	3136
WHWFLT4242	3293	3293	3293	3293	3293	3293	3293	3293	3293	3293	3293	3293
WHWFLB3642	3136	3136	3136	3136	3136	3136	3136	3136	3136	3136	3136	3136
WHWFLB4242	3293	3293	3293	3293	3293	3293	3293	3293	3293	3293	3293	3293

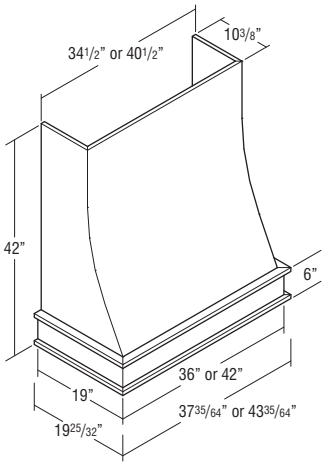

- Freestanding unit (must be properly secured to wall and cannot be attached to adjacent cabinets).
- Exhaust system not included. Compatible with all blowers on page H•12.
- Silver metallic liner included. Assembly required. Liner opening size: 10 1/4″ deep x 19 1/2″ wide. WHWFLT* will not come with liner.
- Chimney height is trimmable up to 34″.

Modifications Are Not Available

Species Availability					
	Cherry	**Maple**	**QS White Oak**	**Rustic Alder**	**Walnut**
WHWFL_	•	•	•	**Alder**	•
WHWFLT_		**Paint Only**			
WHWFLB_	•	•	•	**Alder**	•

Technique Availability			
	Highlight Glaze	**Reserve Plus**	**Vintage Plus**
WHWFL_			
WHWFLT_			
WHWFLB_			

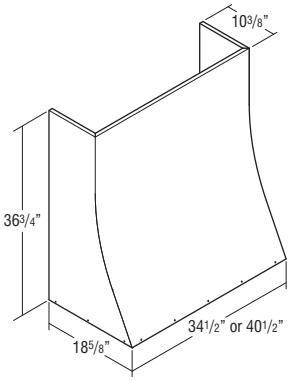

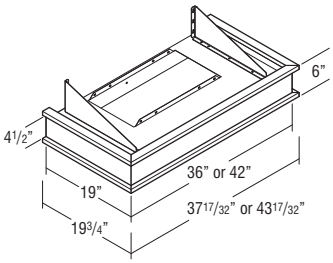

Wood Hood Craftsman Straight, 42" High

	C	D	F	H	I	J	K	L	M	O	P	Q
WHCRFST3042	2961	2961	2961	2961	2961	2961	2961	2961	2961	2961	2961	2961
WHCRFST3642	3117	3117	3117	3117	3117	3117	3117	3117	3117	3117	3117	3117
WHCRFST4242	3273	3273	3273	3273	3273	3273	3273	3273	3273	3273	3273	3273
WHCRFST4842	3429	3429	3429	3429	3429	3429	3429	3429	3429	3429	3429	3429

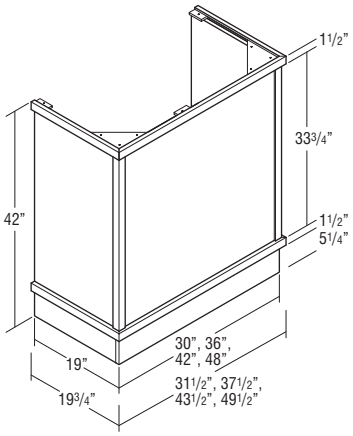

- Freestanding unit (must be properly secured to wall and cannot be attached to adjacent cabinets).
- Exhaust system not included. Compatible with all blowers on page H•12.
- Silver metallic liner included. Assembly required. Liner opening size: 10 1/4" deep by 19 1/2" wide.

Modifications Are Not Available

Species Availability				
Cherry	**Maple**	**QS White Oak**	**Rustic Alder**	**Walnut**
•	•	•	**Alder**	•

Technique Availability		
Highlight Glaze	**Reserve Plus**	**Vintage Plus**

Wood Hood Signature Mantel, 30" or 36" High

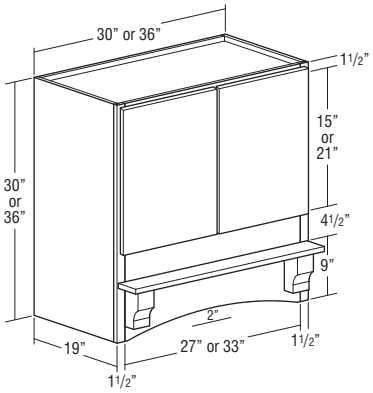

		C	D	F	H	I	J	K	L	M	O	P	Q
WHSGM3030		4168	3854	3540	3361	3292	3201	3131	3089	2984	2944	2774	2730
WHSGM3630		4730	4374	4018	3815	3737	3634	3554	3506	3387	3342	3149	3099
WHSGM3036		4730	4374	4018	3815	3737	3634	3554	3506	3387	3342	3149	3099
WHSGM3636		5282	4884	4486	4259	4172	4057	3968	3915	3782	3732	3516	3460

- Exhaust system not included. Compatible with all blowers on page H•12.
- Silver metallic liner included. Assembly required. Liner opening size: 10 1/4" deep x 19 1/2" wide.
- Doors matching the style ordered will be installed on hood. When ordered in Rustic Alder, only the doors will have Rustic characteristics.
- Wood hood does not feature a floor, doors are decorative and function to allow access to the blower/duct unit for maintenance.

Door & Drawer Modifications - See page E•4.

A	CG	CM	FH	GM	IBO	MFO	NBO	PEGS	PM	SM
						•	•			

End Panel Modifications - See page E•8.

BBS	DDE	FPE	IPE	RPE	SEBK	SED

Custom Modifications - See page E•12.

ADDTK	ADRW	AS	BBKI	CBO	CCO	CD	CFNTO	CFRMO	CND	CW	EX	EXD	EXO	EXU	FLUTE	FTK	LSD	MI	OBRB	PFBP
						+				+										

RFLUTE	RTK	WS

+Modifications with a plus sign (+) have exceptions. In the digital PDF, click on the code in the chart for details. See page E•1 for Modification Index.

Species Availability				
Cherry	Maple	QS White Oak	Rustic Alder	Walnut
•	•	•	•	•

Technique Availability		
Highlight Glaze	Reserve Plus	Vintage Plus
•	•	•

Wood Hood Linear Tapered, 40 5/16″ High

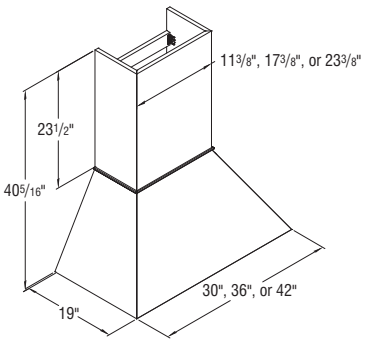

WHLTP3040		3858	3858	3858	3858	3858	3858	3858	3858	3858	3858	3858	3858
WHLTP3640		3996	3996	3996	3996	3996	3996	3996	3996	3996	3996	3996	3996
WHLTP4240		4188	4188	4188	4188	4188	4188	4188	4188	4188	4188	4188	4188

- Freestanding unit (must be properly secured to wall and cannot be attached to adjacent cabinets).
- Exhaust system not included. Compatible with all blowers on page H•12.
- Silver metallic liner included. Assembly required. Liner opening size: 10 1/4" deep x 19 1/2" wide.
- Chimney included and can be trimmed.

Modifications Are Not Available

Species Availability				
Cherry	Maple	QS White Oak	Rustic Alder	Walnut
•	•	•	Alder	•

Technique Availability		
Highlight Glaze	Reserve Plus	Vintage Plus
	•	•

Wood Hood Omni, 42″ High

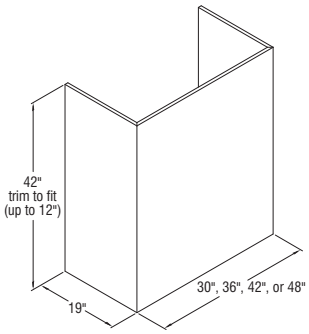

WHOMNI3042		2957	2957	2957	2957	2957	2957	2957	2957	2957	2957	2957	2957
WHOMNI3642		3253	3253	3253	3253	3253	3253	3253	3253	3253	3253	3253	3253
WHOMNI4242		3561	3561	3561	3561	3561	3561	3561	3561	3561	3561	3561	3561
WHOMNI4842		3881	3881	3881	3881	3881	3881	3881	3881	3881	3881	3881	3881

- Freestanding unit (must be properly secured to wall and cannot be attached to adjacent cabinets).
- Exhaust system not included. Compatible with all blowers on page H•12.
- Silver metallic liner included. Assembly required. Liner opening size: 10 1/4" deep x 19 1/2" wide.
- Trimmable. If trimmed, moulding is recommended to conceal any cut marks.

Modifications Are Not Available

Species Availability				
Cherry	Maple	QS White Oak	Rustic Alder	Walnut
•	•	•	Alder	

Technique Availability		
Highlight Glaze	Reserve Plus	Vintage Plus

Wood Hood Legacy Batten with Removable Front, 36″ High

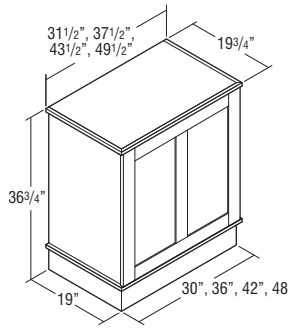

	C	D	F	H	I	J	K	L	M	O	P	Q
WHLGBRF3036	3099	3099	3099	3099	3099	3099	3099	3099	3099	3099	3099	3099
WHLGBRF3636	3460	3460	3460	3460	3460	3460	3460	3460	3460	3460	3460	3460
WHLGBRF4236	3841	3841	3841	3841	3841	3841	3841	3841	3841	3841	3841	3841
WHLGBRF4836	4221	4221	4221	4221	4221	4221	4221	4221	4221	4221	4221	4221

- Freestanding unit (must be properly secured to wall and cannot be attached to adjacent cabinets).
- Exhaust system not included. Compatible with all blowers on page H•12.
- Silver metallic liner included. Assembly required. Liner opening size: 10 1/4" deep by 19 1/2" wide.
- Fronts will use a shaker profile.

Species Availability				
Cherry	**Maple**	**QS White Oak**	**Rustic Alder**	**Walnut**
•	•	•	**Alder**	

Technique Availability		
Highlight Glaze	**Reserve Plus**	**Vintage Plus**
•	•	•

Wood Hood Legacy with Removable Front, 36″ High

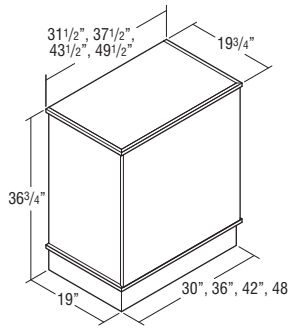

	C	D	F	H	I	J	K	L	M	O	P	Q
WHLGRF3036	2634	2634	2634	2634	2634	2634	2634	2634	2634	2634	2634	2634
WHLGRF3636	2941	2941	2941	2941	2941	2941	2941	2941	2941	2941	2941	2941
WHLGRF4236	3149	3149	3149	3149	3149	3149	3149	3149	3149	3149	3149	3149
WHLGRF4836	3529	3529	3529	3529	3529	3529	3529	3529	3529	3529	3529	3529

- Freestanding unit (must be properly secured to wall and cannot be attached to adjacent cabinets).
- Exhaust system not included. Compatible with all blowers on page H•12.
- Silver metallic liner included. Assembly required. Liner opening size: 10 1/4" deep by 19 1/2" wide.

Species Availability				
Cherry	**Maple**	**QS White Oak**	**Rustic Alder**	**Walnut**
•	•	•	**Alder**	

Technique Availability		
Highlight Glaze	**Reserve Plus**	**Vintage Plus**
	•	•

Wood Hood Canopy Tapered with Removable Front, 24″ or 30″ High

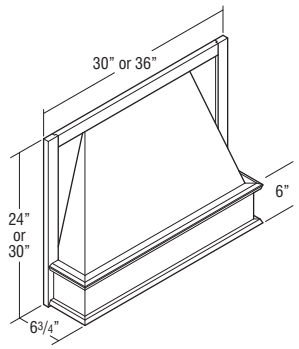

	C	D	F	H	I	J	K	L	M	O	P	Q
WHCTPRF3024	1760	1760	1760	1760	1760	1760	1760	1760	1760	1760	1760	1760
WHCTPRF3624	1833	1833	1833	1833	1833	1833	1833	1833	1833	1833	1833	1833
WHCTPRF3030	1832	1832	1832	1832	1832	1832	1832	1832	1832	1832	1832	1832
WHCTPRF3630	1908	1908	1908	1908	1908	1908	1908	1908	1908	1908	1908	1908

- Exhaust system not included. Compatible with all blowers on page H•12.
- Silver metallic liner included. Assembly required. Liner opening size: 10 1/4" deep by 19 1/2" wide.
- Install between adjacent cabinets.

Species Availability				
Cherry	**Maple**	**QS White Oak**	**Rustic Alder**	**Walnut**
•	•	•	**Alder**	•

Technique Availability		
Highlight Glaze	**Reserve Plus**	**Vintage Plus**
•	•	

	C	D	F	H	I	J	K	L	M	O	P	Q
WHCWMKT	132	132	132	132	132	132	132	132	132	132	132	132

NEW Wood Hood Canopy Wall Mount Kit

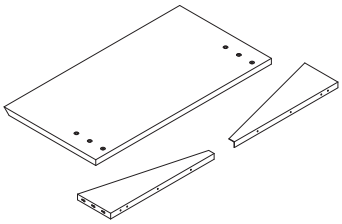

- For use with 24" and 30" high canopy style wood hoods.
- Includes a mounting board, cleats, metal brackets, mounting hardware and a template.
- Install between adjacent cabinets.

Modifications Are Not Available

BLOWER600	2422	2422	2422	2422	2422	2422	2422	2422	2422	2422	2422	2422

Blower, 600 CFM

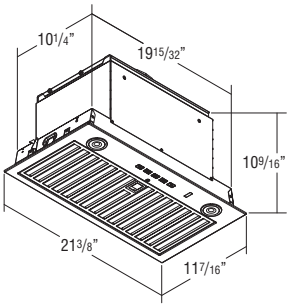

- Stainless Steel finish.
- Two 3 watt (300+ Lumens, 3 settings) LED lights included.
- WIFI Enabled, Auto-Sensing, and Heat Sentry technology included.
- Installation Instructions, 1 year warranty, and repair information available.
- Compatible with all Wood Hoods and Hearths.
- Four speed push button control.
- Includes removable dishwasher safe grease filter.
- Liner sold separately.
- Blowers will be shipped directly to the order destination from the blower manufacturing facility within standard lead times.

Modifications Are Not Available

BLOWER400	1137	1137	1137	1137	1137	1137	1137	1137	1137	1137	1137	1137

Blower, 400 CFM

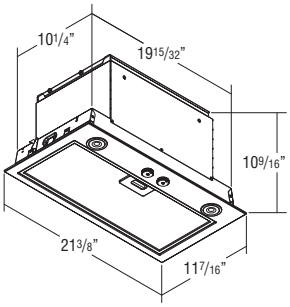

- Energy Star rated.
- Stainless Steel finish.
- Two 2.8 watt (250+ Lumens) LED lights included.
- Heat Sentry technology included.
- Installation Instructions, 1 year warranty, and repair information available.
- Compatible with all Wood Hoods and Hearths.
- Three speed rotary switch control.
- Includes removable dishwasher safe grease filter.
- Liner sold separately.
- Blowers will be shipped directly to the order destination from the blower manufacturing facility within standard lead times.

Modifications Are Not Available

CONVERSION	255	255	255	255	255	255	255	255	255	255	255	255
FILTERCHAR	106	106	106	106	106	106	106	106	106	106	106	106

Conversion and Filter Charcoal

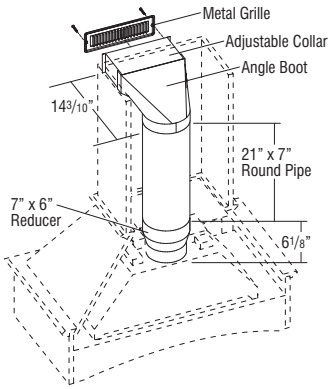

- CONVERSION includes: 1-21" x 7" round pipe, 1 adjustable collar, 1 white metal soffit grille (11 3/8" x 3 5/8"), 1 angle boot, 1-7" x 6" reducer, filter and installation instructions.
- CONVERSION is compatible with BLOWER400 and BLOWER600.
- CONVERSION is not compatible with WHC30 or WHCT30.
- FILTERCHAR is a replacement charcoal filter used to provide proper filtration for air recirculation when a conversion kit is used. The filter attaches to the inside of the removable mesh metal filter in the blower.

Modifications Are Not Available

Hearth SKU Collection - 36″ High, 21″ Deep

Hearth, 66″ Wide

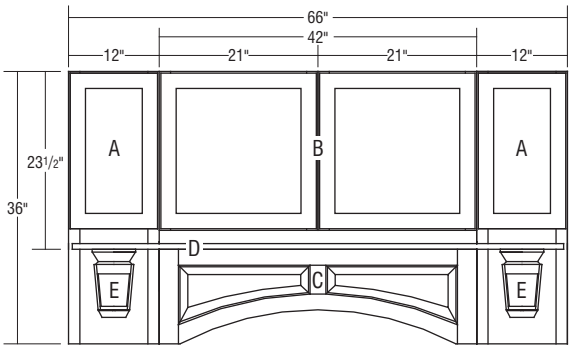

Parts Required	Page Number	Quantity	Size
(A) HTHP1236	H•18	2	12 x 36 x 21
(B) HTHM4223.5	H•20	1	42 x 23 1/2 x 1 1/2
(C) VAL.RPA42	O•18	1	3/4 x 12 1/2 x 42
(D) HTHS65	H•21	1	3/4 x 6 x 65
(E) CORBELS	H•22	2	Refer to selection

Hearth, 72″ Wide

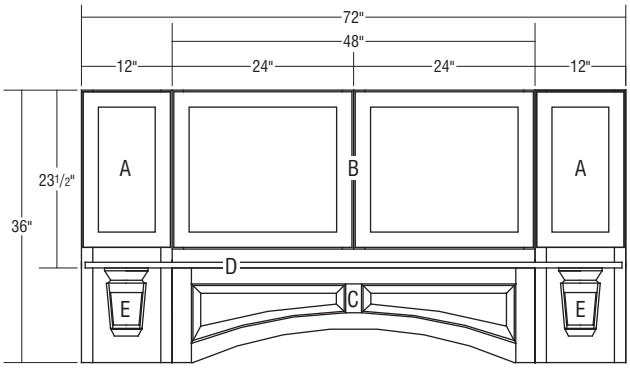

Parts Required	Page Number	Quantity	Size
(A) HTHP1236	H•18	2	12 x 36 x 21
(B) HTHM4823.5	H•20	1	48 x 23 1/2 x 1 1/2
(C) VAL.RPA48	O•18	1	3/4 x 12 1/2 x 48
(D) HTHS71	H•21	1	3/4 x 6 x 71
(E) CORBELS	H•22	2	Refer to selection

Hearth, 78″ Wide

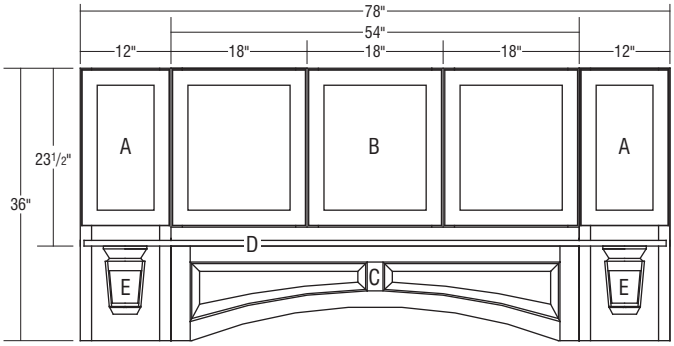

Parts Required	Page Number	Quantity	Size
(A) HTHP1236	H•18	2	12 x 36 x 21
(B) HTHM5423.5	H•20	1	54 x 23 1/2 x 1 1/2
(C) VAL.RPA54	O•18	1	3/4 x 12 1/2 x 54
(D) HTHS77	H•21	1	3/4 x 6 x 77
(E) CORBELS	H•22	2	Refer to selection

Hearth, 84″ Wide

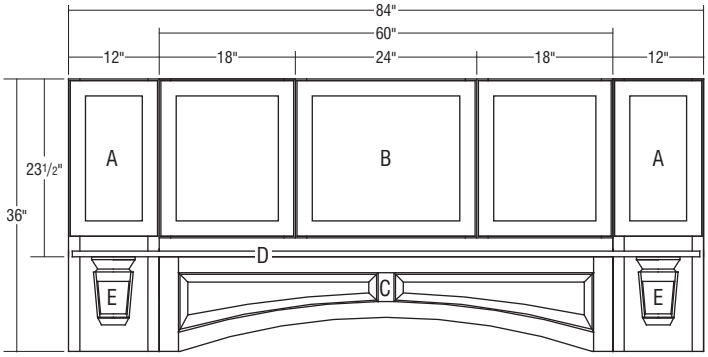

Parts Required	Page Number	Quantity	Size
(A) HTHP1236	H•18	2	12 x 36 x 21
(B) HTHM6023.5	H•20	1	60 x 23 1/2 x 1 1/2
(C) VAL.RPA60	O•18	1	3/4 x 12 1/2 x 54
(D) HTHS83	H•21	1	3/4 x 6 x 83
(E) CORBELS	H•22	2	Refer to selection

Hearth SKU Collection - 54″ High, 21″ Deep

Hearth, 66″ Wide

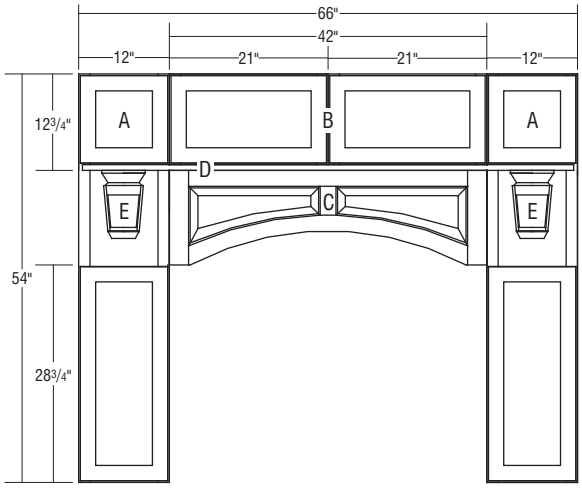

Parts Required	Page Number	Quantity	Size
(A) HTHP1254/HTHP1254PO	H•22	2	12 x 54 x 21
(B) HTHM4212.75	H•20	1	42 x 12 3/4 x 1 1/2
(C) VAL.RPA42	O•18	1	3/4 x 12 1/2 x 42
(D) HTHS65	H•21	1	3/4 x 6 x 65
(E) CORBELS	H•22	2	Refer to selection

Hearth, 72″ Wide

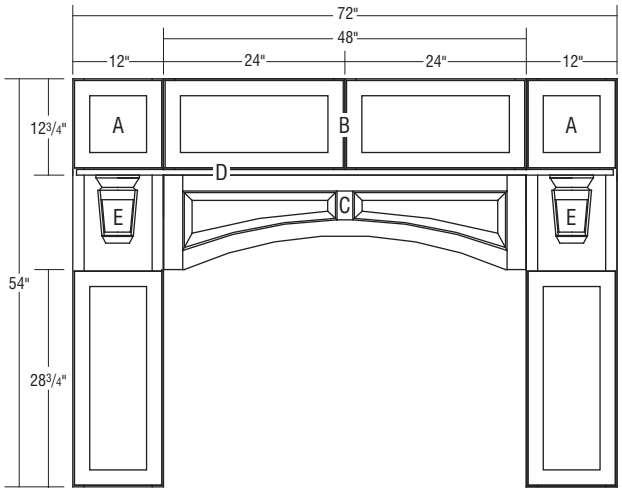

Parts Required	Page Number	Quantity	Size
(A) HTHP1254/HTHP1254PO	H•22	2	12 x 54 x 21
(B) HTHM4812.75	H•20	1	48 x 12 3/4 x 1 1/2
(C) VAL.RPA48	O•18	1	3/4 x 12 1/2 x 48
(D) HTHS71	H•21	1	3/4 x 6 x 71
(E) CORBELS	H•22	2	Refer to selection

A clearance of 7″ - 12″ is recommended on each side of a gas burner to a combustible surface, 3″ - 6″ from non-combustible surfaces including the backsplash surface, and 30″ from the vent. Reference local codes before installation.

Hearth, 78″ Wide

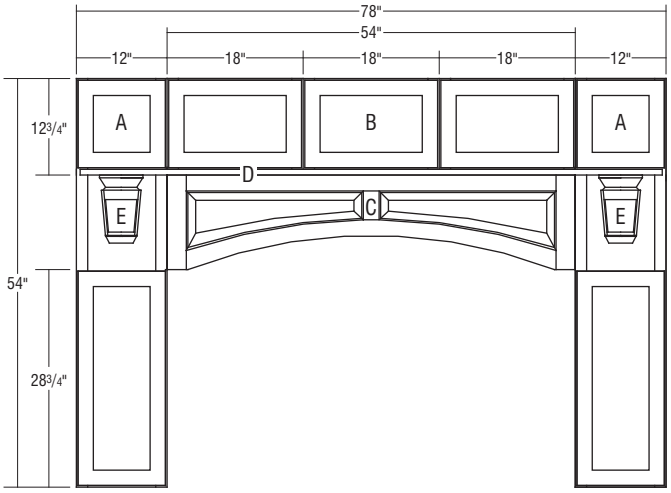

Parts Required	Page Number	Quantity	Size
(A) HTHP1254/HTHP1254PO	0•0	2	12 x 54 x 21
(B) HTHM5412.75	H•20	1	54 x 12 3/4 x 1 1/2
(C) VAL.RPA54	O•18	1	3/4 x 12 1/2 x 54
(D) HTHS77	H•21	1	3/4 x 6 x 77
(E) CORBELS	H•22	2	Refer to selection

Hearth, 84″ Wide

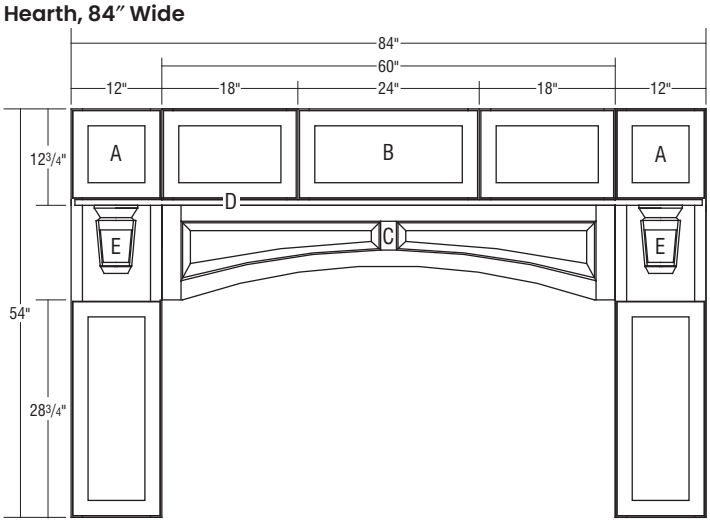

Parts Required	Page Number	Quantity	Size
(A) HTHP1254/HTHP1254PO	H•22	2	12 x 54 x 21
(B) HTHM6012.75	H•20	1	60 x 12 3/4 x 1 1/2
(C) VAL.RPA60	O•18	1	3/4 x 12 1/2 x 60
(D) HTHS83	H•21	1	3/4 x 6 x 83
(E) CORBELS	H•22	2	Refer to selection

A clearance of 7″ - 12″ is recommended on each side of a gas burner to a combustible surface, 3″ - 6″ from non-combustible surfaces including the backsplash surface, and 30″ from the vent. Reference local codes before installation.

Hearth SKU Collection - 60″ High, 21″ Deep

Hearth, 66″ Wide

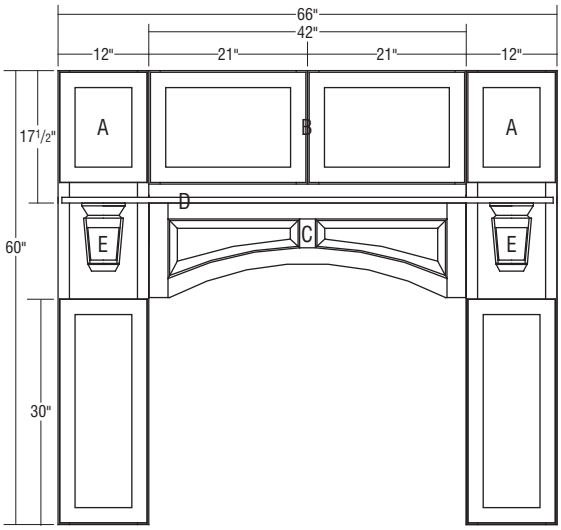

Parts Required	Page Number	Quantity	Size
(A) HTHP1260/HTHP1260PO	H•22	2	12 x 60 x 21
(B) HTHM4217.5	H•21	1	42 x 17 1/2 x 1 1/2
(C) VAL.RPA42	O•18	1	3/4 x 12 1/2 x 42
(D) HTHS65	H•21	1	3/4 x 6 x 65
(E) CORBELS	H•22	2	Refer to selection

Hearth, 72″ Wide

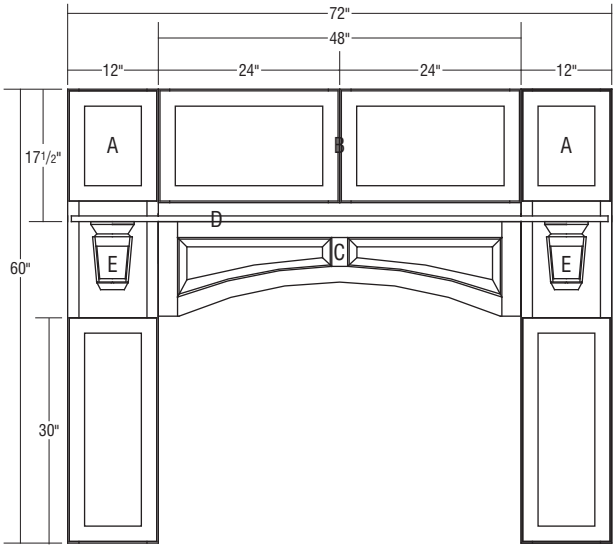

Parts Required	Page Number	Quantity	Size
(A) HTHP1260/HTHP1260PO	H•22	2	12 x 60 x 21
(B) HTHM4817.5	H•21	1	48 x 17 1/2 x 1 1/2
(C) VAL.RPA48	O•18	1	3/4 x 12 1/2 x 48
(D) HTHS71	H•21	1	3/4 x 6 x 71
(E) CORBELS	H•22	2	Refer to selection

A clearance of 7″ - 12″ is recommended on each side of a gas burner to a combustible surface, 3″ - 6″ from non-combustible surfaces including the backsplash surface, and 30″ from the vent. Reference local codes before installation.

Hearth, 78″ Wide

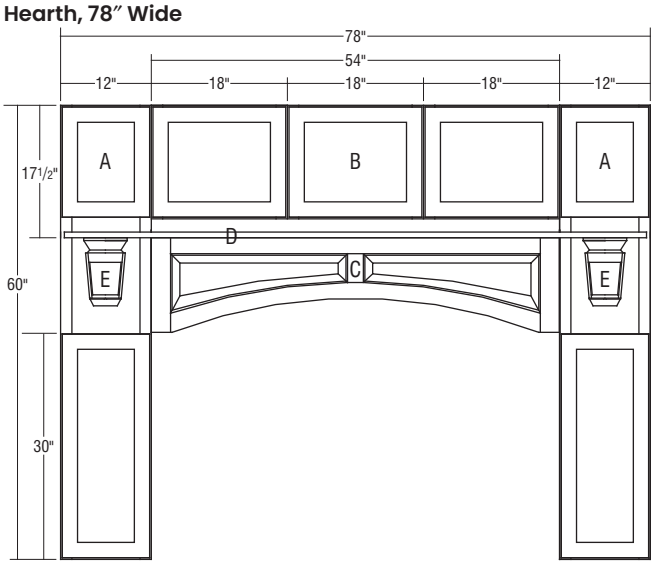

Parts Required	Page Number	Quantity	Size
(A) HTHP1260/HTHP1260PO	H•22	2	12 x 60 x 21
(B) HTHM5417.5	H•21	1	54 x 17 1/2 x 1 1/2
(C) VAL.RPA54	O•18	1	3/4 x 12 1/2 x 54
(D) HTHS77	H•21	1	3/4 x 6 x 77
(E) CORBELS	H•22	2	Refer to selection

Hearth, 84″ Wide

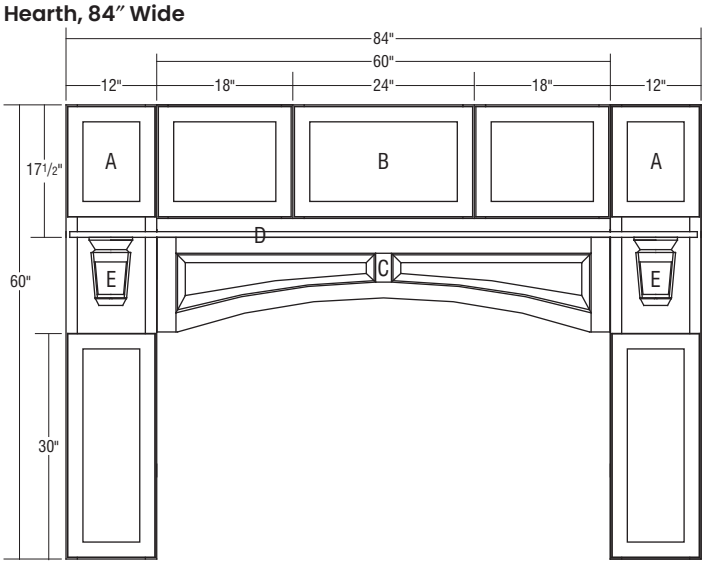

Parts Required	Page Number	Quantity	Size
(A) HTHP1260/HTHP1260PO	H•22	2	12 x 60 x 21
(B) HTHM6017.5	H•21	1	60 x 17 1/2 x 1 1/2
(C) VAL.RPA60	O•18	1	3/4 x 12 1/2 x 60
(D) HTHS83	H•21	1	3/4 x 6 x 83
(E) CORBELS	H•22	2	Refer to selection

A clearance of 7″ - 12″ is recommended on each side of a gas burner to a combustible surface, 3″ - 6″ from non-combustible surfaces including the backsplash surface, and 30″ from the vent. Reference local codes before installation.

Hearth Pier, 21″ Deep

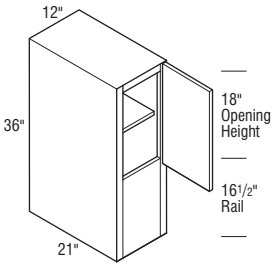

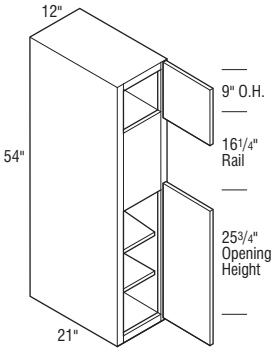

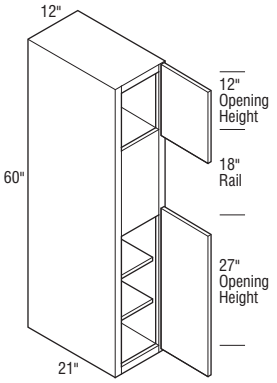

	C	D	F	H	I	J	K	L	M	O	P	Q
HTHP1236 L or R (12 x 36 x 21)	2227	2053	1879	1774	1739	1682	1648	1625	1571	1551	1466	1438

- Cabinets constructed with:
  Top, bottom, one adjustable shelf. No fixed floor under door opening.
- Matching Interior standard.

HTHP1254 L or R (12 x 54 x 21)	2843	2625	2408	2275	2233	2164	2118	2097	2022	1996	1888	1849

- Cabinets constructed with:
  Top, bottom, fixed floor under top door opening, and two adjustable shelves in bottom opening.

HTHP1260 L or R (12 x 60 x 21)	2983	2754	2526	2384	2341	2265	2221	2196	2119	2097	1981	1938

- Cabinets constructed with:
  Top, bottom, fixed floor under top door opening, and two adjustable shelves in bottom opening.

Notes below apply to all products in section above:

- Finished Ends standard.
- For opening sizes and cabinet dimensions, see page D•10.

Door & Drawer Modifications - See page E•4.

A	CG	CM	FH	GM	IBO	MFO	NBO	PEGS	PM	SM
•	•	•	•		•	•	•	•	•	•

End Panel Modifications - See page E•8.

BBS	DDE	FPE	IPE	RPE	SEBK	SED
•	•	•	•	•	•	•

Custom Modifications - See page E•12.

ADDTK	ADRW	AS	BBKI	CBO	CCO	CD	CFNTO	CFRMO	CND	CW	EX	EXD	EXO	EXU	FLUTE	FTK	LSD	MI	OBRB	PFBP
•	•		•	•	•	+	•	•	•	+	•	•	•	•	•	+	•	•	•	•

RFLUTE	RTK	WS
•		+

+Modifications with a plus sign (+) have exceptions. In the digital PDF, click on the code in the chart for details. See page E•1 for Modification Index.

Hearth Pier with Pull-out, 21″ Deep

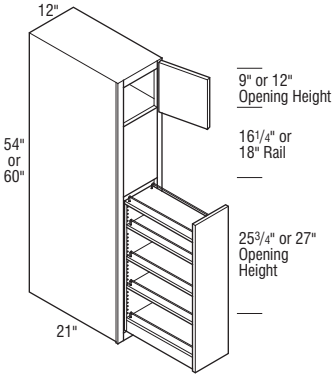

	C	D	F	H	I	J	K	L	M	O	P	Q
HTHP1254PO L or R	3448	3233	3018	2883	2841	2773	2726	2704	2631	2605	2500	2460
HTHP1260PO L or R	3586	3361	3136	2995	2948	2877	2832	2806	2727	2704	2591	2546

- Finished Ends standard.
- Pull-out features three adjustable shelves with chrome rail sides.
- For opening sizes and cabinet dimensions, see page D•10.

Door & Drawer Modifications - See page E•4.

A	CG	CM	FH	GM	IBO	MFO	NBO	PEGS	PM	SM
	•		•		•	•	•	•		

End Panel Modifications - See page E•8.

BBS	DDE	FPE	IPE	RPE	SEBK	SED
•	•	•	•	•	•	•

Custom Modifications - See page E•12.

ADDTK	ADRW	AS	BBKI	CBO	CCO	CD	CFNTO	CFRMO	CND	CW	EX	EXD	EXO	EXU	FLUTE	FTK	LSD	MI	OBRB	PFBP
•	•		•			+			+	+	•	•	•	•	•	+	•	•	•	•

RFLUTE	RTK	WS
•		

+Modifications with a plus sign (+) have exceptions. In the digital PDF, click on the code in the chart for details. See page E•1 for Modification Index.

Hearth Pier, 21" Deep

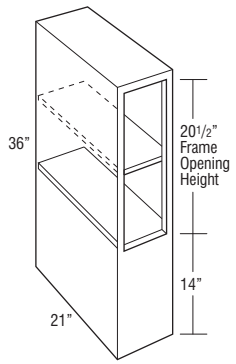

	C	D	F	H	I	J	K	L	M	O	P	Q
HTHP93621	2004	1848	1691	1597	1565	1514	1483	1463	1414	1396	1319	1294

- Matching Interior Plywood (MIP) standard.
- Furniture Plywood Ends Standard.
- Designed for use with HTHMRW*23.5 SKUs.
- Recommended for use with 24″ high Mantel and 9″ high Corbels.

Door & Drawer Modifications - See page E•4.

A	CG	CM	FH	GM	IBO	MFO	NBO	PEGS	PM	SM

End Panel Modifications - See page E•8.

BBS	DDE	FPE	IPE	RPE	SEBK	SED
					•	•

Custom Modifications - See page E•12.

ADDTK	ADRW	AS	BBKI	CBO	CCO	CD	CFNTO	CFRMO	CND	CW	EX	EXD	EXO	EXU	FLUTE	FTK	LSD	MI	OBRB	PFBP
•						+	•	•		+	•		•	•	•	+				

RFLUTE	RTK	WS
•		

+Modifications with a plus sign (+) have exceptions. In the digital PDF, click on the code in the chart for details. See page E•1 for Modification Index.

Hearth Mantel Reduced Width, 23 1/2″ High

HTHMRW3023.5	1919	1767	1616	1528	1496	1450	1415	1401	1348	1336	1258	1232
HTHMRW3623.5	2175	2006	1835	1731	1699	1645	1609	1589	1536	1513	1431	1400
HTHMRW4223.5	2486	2292	2098	1977	1941	1882	1839	1815	1751	1730	1636	1597
HTHMRW4823.5	2797	2578	2361	2223	2183	2119	2069	2041	1966	1947	1841	1794

- Recommended for use with HTHP93621 and same width Raised or Recessed Panel Arched Valance.
- Doors for Hearth Mantel are included. Field installation required for attachment of outer doors to Hearth Piers.

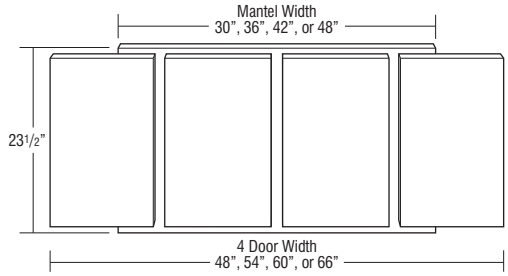

Door & Drawer Modifications - See page E•4.

A	CG	CM	FH	GM	IBO	MFO	NBO	PEGS	PM	SM
						•				

End Panel Modifications - See page E•8.

BBS	DDE	FPE	IPE	RPE	SEBK	SED

Custom Modifications - See page E•12.

ADDTK	ADRW	AS	BBKI	CBO	CCO	CD	CFNTO	CFRMO	CND	CW	EX	EXD	EXO	EXU	FLUTE	FTK	LSD	MI	OBRB	PFBP
						+				+										

RFLUTE	RTK	WS

+Modifications with a plus sign (+) have exceptions. In the digital PDF, click on the code in the chart for details. See page E•1 for Modification Index.

Hearth Mantel

	C	D	F	H	I	J	K	L	M	O	P	Q
HTHM4223.5	1648	1521	1394	1315	1288	1248	1223	1208	1165	1149	1088	1061
HTHM4823.5	1828	1683	1539	1455	1425	1381	1348	1334	1284	1272	1198	1173
HTHM5423.5	2071	1910	1748	1649	1618	1567	1532	1513	1463	1441	1363	1333
HTHM6023.5	2368	2183	1998	1883	1849	1792	1751	1729	1668	1648	1558	1521
HTHM4212.75	860	796	732	691	674	654	642	634	609	604	569	557
HTHM4812.75	1005	928	852	801	790	765	745	738	712	703	664	650
HTHM5412.75	1180	1082	983	930	915	884	867	855	825	819	768	752
HTHM6012.75	1345	1241	1137	1072	1049	1018	999	982	951	936	884	867

- Wide Bottom Rail standard.
- Unit is Face Frame and Doors Only. 1 1/2" depth.
- Doors are working doors.
- Three door applications will have middle door hinged left.

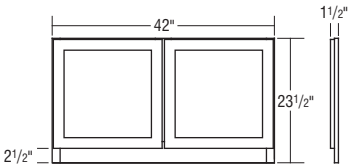

HTHM4223.5

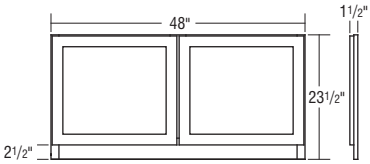

HTHM4823.5

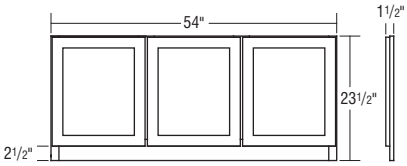

HTHM5423.5

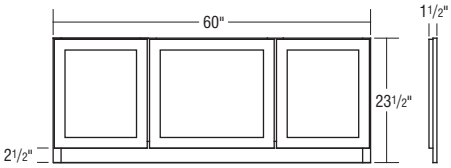

HTHM6023.5

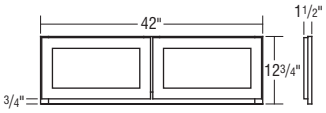

HTHM4212.75

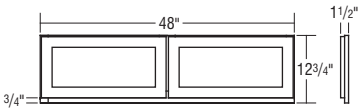

HTHM4812.75

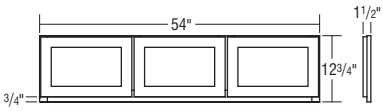

HTHM5412.75

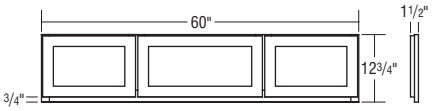

HTHM6012.75

Door & Drawer Modifications - See page E•4.

A	CG	CM	FH	GM	IBO	MFO	NBO	PEGS	PM	SM
			•		•	•	•	•		

End Panel Modifications - See page E•8.

BBS	DDE	FPE	IPE	RPE	SEBK	SED

Custom Modifications - See page E•12.

ADDTK	ADRW	AS	BBKI	CBO	CCO	CD	CFNTO	CFRMO	CND	CW	EX	EXD	EXO	EXU	FLUTE	FTK	LSD	MI	OBRB	PFBP
						+			•	+	•		•	•	•		•			

RFLUTE	RTK	WS
•		

+Modifications with a plus sign (+) have exceptions. In the digital PDF, click on the code in the chart for details. See page E•1 for Modification Index.

Hearth Mantel (continued)

		C	D	F	H	I	J	K	L	M	O	P	Q
HTHM4217.5		1230	1135	1039	978	960	928	912	898	868	855	808	791
HTHM4817.5		1385	1279	1173	1107	1088	1049	1029	1015	979	967	915	892
HTHM5417.5		1604	1478	1353	1276	1251	1213	1186	1173	1131	1117	1052	1030
HTHM6017.5		1875	1730	1586	1497	1467	1424	1392	1374	1326	1310	1235	1208

- Wide Bottom Rail standard.
- Unit is Face Frame and Doors Only. 1 1/2" depth.
- Doors are working doors.
- Three door applications will have middle door hinged left.

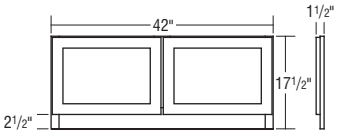

HTHM4217.5

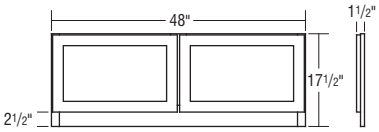

HTHM4817.5

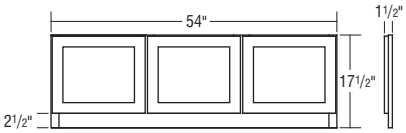

HTHM5417.5

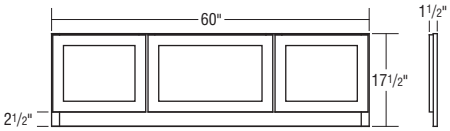

HTHM6017.5

Door & Drawer Modifications - See page E•4.

A	CG	CM	FH	GM	IBO	MFO	NBO	PEGS	PM	SM
			•		•	•	•	•		

End Panel Modifications - See page E•8.

BBS	DDE	FPE	IPE	RPE	SEBK	SED

Custom Modifications - See page E•12.

ADDTK	ADRW	AS	BBKI	CBO	CCO	CD	CFNTO	CFRMO	CND	CW	EX	EXD	EXO	EXU	FLUTE	FTK	LSD	MI	OBRB	PFBP
						+			•	+	•		•	•	•		•			

RFLUTE	RTK	WS
•		

+Modifications with a plus sign (+) have exceptions. In the digital PDF, click on the code in the chart for details. See page E•1 for Modification Index.

Hearth Shelf

HTHS65		278	278	278	278	278	278	278	278	278	278	278	278
HTHS71		305	305	305	305	305	305	305	305	305	305	305	305
HTHS77		328	328	328	328	328	328	328	328	328	328	328	328
HTHS83		353	353	353	353	353	353	353	353	353	353	353	353

- Shelf is solid wood finished on both sides, one long edge, and two short edges.
- Available with edge profile. Specify desired profile. No. 12 profile standard. Profiles available: 1, 4, 7, 10, 11, 15, 17, 18. See page C•10 for details.

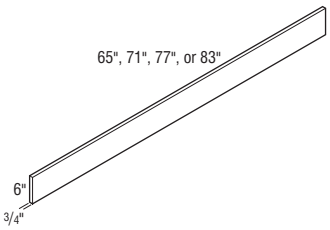

Modifications Are Not Available

Corbel Selections

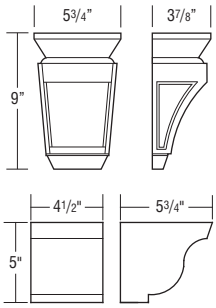

	C	D	F	H	I	J	K	L	M	O	P	Q
C-MIS9	N/A	595	595	595	595	595	595	595	595	595	595	595
C-OWD5	N/A	529	529	529	529	529	529	529	529	529	529	529

- For specie and technique availability, please reference page O•24.

Modifications Are Not Available

Hearth Liner

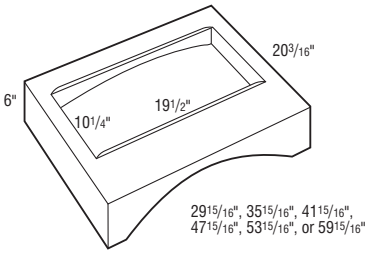

HTHL30	982	982	982	982	982	982	982	982	982	982	982	982
HTHL36	992	992	992	992	992	992	992	992	992	992	992	992
HTHL42	1337	1337	1337	1337	1337	1337	1337	1337	1337	1337	1337	1337
HTHL48	1356	1356	1356	1356	1356	1356	1356	1356	1356	1356	1356	1356
HTHL54	1635	1635	1635	1635	1635	1635	1635	1635	1635	1635	1635	1635
HTHL60	1696	1696	1696	1696	1696	1696	1696	1696	1696	1696	1696	1696

- Liner is Metallic Silver.
- Compatible with all blowers.

Modifications Are Not Available

TABLE OF CONTENTS – BASE CABINETS

Base Cabinets with Drawers ..... I•2
Base with Full Height Door ..... I•7
Base Stacked Two Drawer ..... I•8
Base SuperCabinet™ ..... I•9
Base Drawer Cabinets ..... I•11
Sink and Base Range Drop-in ..... I•18
Base Corner Cabinets ..... I•28
Base Transition Cabinets ..... I•37
Base Wastebaskets ..... I•43

BASE CABINETS

Base Cabinet Nomenclature

B24

Cabinet Type — Cabinet Width

Modification Grid Key

+	Available with exceptions
•	Available

Door & Drawer Modifications

Modification	Description
A	Aluminum Frame Door
FH	Finial Hinges
IBO	Inset Beaded Overlay
NBO	Inset Non-Beaded Overlay
PEGS	Faux Square Peg
SDRWS	Split Drawers

End Panel Modifications

Modification	Description
BBS	Beadboard Side
DDE	Decorative Door on End
F	Finished End
FDE	Functional Door on End
FPE	Furniture Plywood End
IPE	Inset Panel End
RPE	Recessed or Raised Panel End
SEBK	Side Extended Back

Base cabinets are 34 1/2" high and 24" deep unless otherwise noted.

Shelves are adjustable unless otherwise noted.

Shelves are 15" deep standard unless otherwise indicated.

Custom Modifications

Modification	Description
ADDTK	Add Toekick
ART	Adjustable Roll Trays
AS	Additional Shelf
BBKI	Beadboard Back Interior
CBO	Cabinet Box Only
CCO	Cabinet Case Only
CD	Change Depth
CFNTO	Cabinet Front Only
CFRMO	Cabinet Face Frame Only
CH	Change Height
CHGDRW	Charging Drawer
CMAT	CabMat™
CND	Cabinet No Door
CS1	Add Center Stile
CW	Change Width
DRT	Deep Roll Tray
DRWSC	Drawer, Secured
DRWTK	Drawer Toekick
EX	Extended Stile
EXO	Extended Stile with Overlay
EXU	Extended Up
FD	Full Depth Shelf
FDSRTBTM	Full Depth Shelf with Roll Tray, Bottom
FFV	Flush Finished Void
FLUTE	Fluting
FP	False Panel
FTK	Flush Toekick
LSD	Loose Doors and/or Drawer Fronts
MI	Matching Interior
NOO	No Overlay
OBRB	Open Bottom Rail Base
P	Peninsula
PTOWB	Push to Open Wastebasket
RDD	Reduced Depth Drawer
RFLUTE	Rosette Fluting
RTK	Recessed Toekick
RTK6	Recessed Toekick, 6"
SCPDRW	Scooped Drawer
SRT	Scooped Roll Tray
TD	Tray Divider
TKP	Toekick Pedestal
UDRW	U-shaped Drawer
URT	U-shaped Roll Tray
VR	Valance Rail
VTK	Void Toekick
WS	Wide Stile
WTCD	Wood Tiered Cutlery Divider
WTKCUP	Wood Tiered K-Cup Drawer

Base

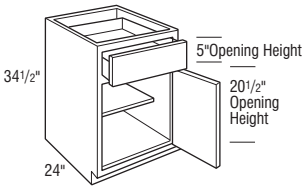

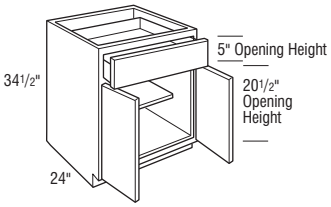

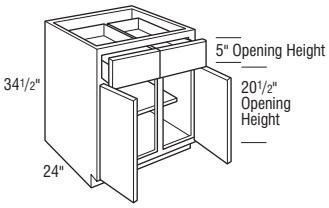

	C	D	F	H	I	J	K	L	M	O	P	Q
B9 L or R	1248	1155	1062	1006	983	952	935	926	890	884	827	808
B12 L or R	1304	1205	1107	1045	1026	991	971	954	926	912	865	843
B15 L or R	1419	1303	1186	1130	1108	1073	1046	1035	1004	982	924	907
B18 L or R	1446	1329	1213	1152	1131	1093	1075	1057	1019	1011	949	926
B21 L or R	1525	1404	1284	1219	1195	1155	1130	1114	1082	1063	1006	981
B24 L or R	1561	1444	1326	1264	1235	1197	1172	1158	1117	1107	1035	1012
B24	1964	1810	1655	1559	1529	1478	1455	1437	1381	1371	1290	1271
B27	2182	2008	1835	1743	1707	1652	1621	1595	1547	1519	1431	1403
B30	2249	2069	1888	1800	1763	1702	1670	1648	1589	1570	1473	1441
B33	2302	2122	1943	1851	1812	1754	1718	1691	1635	1613	1513	1490
B36	2368	2183	1998	1900	1863	1800	1768	1737	1681	1655	1558	1522
B39	2407	2221	2035	1938	1900	1833	1800	1772	1714	1688	1583	1555
B42	2480	2289	2099	1991	1947	1885	1851	1819	1762	1736	1634	1603
B45	2624	2418	2212	2102	2055	1991	1947	1920	1857	1830	1724	1689
B48	2732	2518	2304	2191	2149	2072	2027	2000	1938	1910	1799	1763

Door & Drawer Modifications - See page E•4.

A	FH	IBO	NBO	PEGS	SDRWS
	•	•	•	•	+

End Panel Modifications - See page E•8.

BBS	DDE	F	FDE	FPE	IPE	RPE	SEBK
•	•	•	•	•	•	•	•

Custom Modifications - See page E•12.

ART	AS	BBKI	CBO	CCO	CD	CFNTO	CFRMO	CH	CHGDRW	CMAT	CND	CSI	CW	DRT	DRWSC	DRWTK	EX	EXO	EXU	FD	FDSRTBTM
+		•	•	•	+	•	•	+	+		•	+	+		+	+	•	•	•	•	+

FFV	FLUTE	FP	FTK	LSD	MI	NOO	OBRB	P	PTOWB	RDD	RFLUTE	RTK	RTK6	SCPDRW	SRT	TD	TKP	UDRW	URT	VR	VTK	WS	WTCD	WTKCUP
	•	•	+	•	•		•	•		+	•	•	+	•		•	•	+		+	•	+	+	+

+Modifications with a plus sign (+) have exceptions. In the digital PDF, click on the code in the chart for details. See page E•1 for Modification Index.

Base with Breadboard

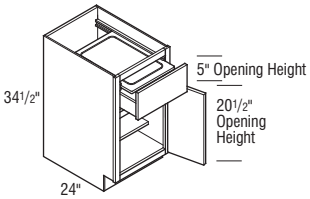

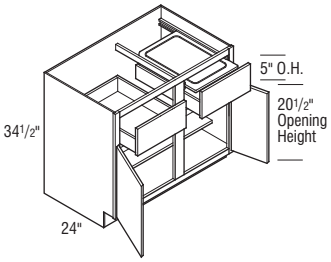

	C	D	F	H	I	J	K	L	M	O	P	Q
B12BB L or R	1882	1737	1593	1522	1491	1444	1410	1397	1347	1332	1241	1220
B15BB L or R	2006	1848	1690	1595	1567	1519	1478	1465	1417	1399	1317	1291
B18BB L or R	2110	1948	1785	1690	1659	1602	1576	1557	1493	1482	1397	1361
B21BB L or R	2266	2090	1914	1809	1777	1718	1686	1659	1602	1580	1490	1463
B24BB L or R	2443	2249	2055	1948	1914	1852	1810	1783	1725	1701	1602	1570
B24BB	2994	2760	2526	2383	2337	2260	2213	2184	2111	2082	1969	1934
B30BB L or R	2994	2762	2530	2386	2342	2262	2219	2188	2117	2085	1975	1936
B36BB L or R	3173	2925	2678	2530	2477	2396	2348	2317	2239	2208	2090	2051
B42BB L or R	3506	3230	2955	2790	2734	2648	2593	2556	2472	2438	2305	2260
B48BB L or R	3819	3519	3219	3039	2979	2885	2821	2784	2692	2656	2513	2466

- On double door cabinets, L or R must be specified to denote Breadboard location.
- B24BB includes one drawer and two butt doors.

Door & Drawer Modifications - See page E•4.

A	FH	IBO	NBO	PEGS	SDRWS
	•	•	•	•	

End Panel Modifications - See page E•8.

BBS	DDE	F	FDE	FPE	IPE	RPE	SEBK
•	•	•	+	•	•	•	•

Custom Modifications - See page E•12.

ART	AS	BBKI	CBO	CCO	CD	CFNTO	CFRMO	CH	CHGDRW	CMAT	CND	CS1	CW	DRT	DRWSC	DRWTK	EX	EXO	EXU	FD	FDSRTBTM
•		•	•		+			+			•		+			+	•	•	•	•	•

FFV	FLUTE	FP	FTK	LSD	MI	NOO	OBRB	P	PTOWB	RDD	RFLUTE	RTK	RTK6	SCPDRW	SRT	TD	TKP	UDRW	URT	VR	VTK	WS	WTCD	WTKCUP
	•	+	+	•	•		•				•	•	+	+		•	•			+	•		+	+

+Modifications with a plus sign (+) have exceptions. In the digital PDF, click on the code in the chart for details. See page E•1 for Modification Index.

Base with Roll Trays

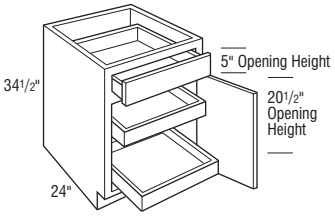

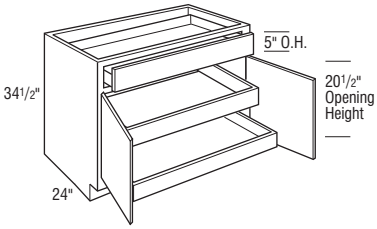

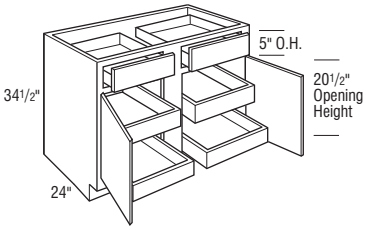

	C	D	F	H	I	J	K	L	M	O	P	Q
B12RT L or R	2018	1915	1812	1753	1735	1701	1678	1662	1635	1620	1571	1551
B15RT L or R	2129	2012	1894	1837	1816	1782	1754	1743	1710	1691	1633	1615
B18RT L or R	2156	2038	1921	1863	1838	1802	1783	1766	1729	1719	1655	1635
B21RT L or R	2232	2112	1992	1928	1903	1864	1837	1824	1790	1773	1714	1690
B24RT L or R	2272	2154	2035	1971	1943	1906	1879	1867	1826	1812	1743	1720
B24RT	2675	2519	2363	2266	2237	2186	2162	2147	2091	2078	1998	1978
B27RT	2885	2714	2542	2449	2415	2359	2330	2304	2255	2228	2140	2111
B30RT	2955	2776	2598	2509	2473	2411	2379	2355	2297	2281	2182	2152
B33RT	3013	2832	2652	2560	2521	2465	2426	2399	2344	2321	2222	2199
B36RT	3078	2892	2706	2607	2570	2509	2475	2445	2389	2363	2265	2231
B39RT	3140	2950	2760	2659	2621	2559	2525	2494	2437	2410	2310	2276
B42RT	3857	3667	3476	3369	3326	3265	3230	3198	3140	3114	3014	2983
B45RT	4001	3796	3591	3482	3434	3369	3326	3300	3238	3209	3104	3068
B48RT	4113	3898	3683	3569	3527	3451	3406	3379	3316	3287	3176	3142

Door & Drawer Modifications - See page E•4.

A	FH	IBO	NBO	PEGS	SDRWS
	•	•	•	•	+

End Panel Modifications - See page E•8.

BBS	DDE	F	FDE	FPE	IPE	RPE	SEBK
•	•	•		•	•	•	•

Custom Modifications - See page E•12.

ART	AS	BBKI	CBO	CCO	CD	CFNTO	CFRMO	CH	CHGDRW	CMAT	CND	CS1	CW	DRT	DRWSC	DRWTK	EX	EXO	EXU	FD	FDSRTBTM
		•	•	•	+	•	•	+	+		•		+	•	+	+	•	•	•		

FFV	FLUTE	FP	FTK	LSD	MI	NOO	OBRB	P	PTOWB	RDD	RFLUTE	RTK	RTK6	SCPDRW	SRT	TD	TKP	UDRW	URT	VR	VTK	WS	WTCD	WTKCUP
	•	•	+	•	•		•			+	•	•	+	•	•		•	+	+	+	•	+		+

+Modifications with a plus sign (+) have exceptions. In the digital PDF, click on the code in the chart for details. See page E•1 for Modification Index.

Base with Wood Tiered Cutlery Divider

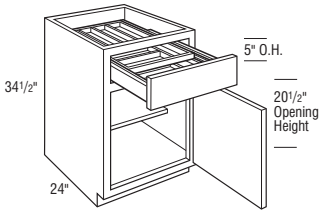

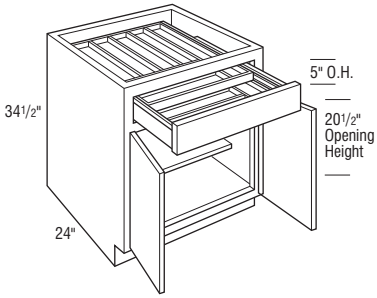

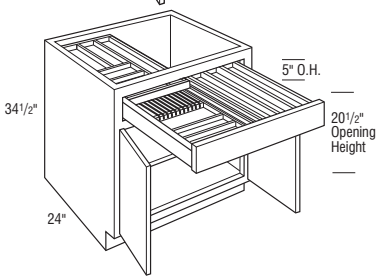

	C	D	F	H	I	J	K	L	M	O	P	Q
B15WTCD L or R	1970	1854	1737	1681	1659	1624	1597	1586	1555	1533	1475	1458
B18WTCD L or R	2013	1896	1780	1719	1698	1660	1642	1624	1586	1578	1516	1493
B21WTCD L or R	2112	1991	1871	1806	1782	1742	1717	1701	1669	1650	1593	1568
B24WTCD L or R	2166	2049	1931	1869	1840	1802	1777	1763	1722	1712	1640	1617
B24WTCD	2569	2415	2260	2164	2134	2083	2060	2042	1986	1976	1895	1876
B30WTCD	2876	2696	2515	2427	2390	2329	2297	2275	2216	2197	2100	2068
B36WTCD	3034	2849	2664	2566	2529	2466	2434	2403	2347	2321	2224	2188

- Exterior WTCD drawer box height is 3 3/4", interior height of top and bottom tier is 1 3/8".
- Different sizes of the cutlery dividers may have different configurations. Please reference the accessory section on page P•4 for more details.

Door & Drawer Modifications - See page E•4.

A	FH	IBO	NBO	PEGS	SDRWS
	•	•	•	•	

End Panel Modifications - See page E•8.

BBS	DDE	F	FDE	FPE	IPE	RPE	SEBK
•	•	•	•	•	•	•	•

Custom Modifications - See page E•12.

ART	AS	BBKI	CBO	CCO	CD	CFNTO	CFRMO	CH	CHGDRW	CMAT	CND	CS1	CW	DRT	DRWSC	DRWTK	EX	EXO	EXU	FD	FDSRTBTM
•		•	•	•	+	•	•	+			•		+			•	•	•	•	•	•

FFV	FLUTE	FP	FTK	LSD	MI	NOO	OBRB	P	PTOWB	RDD	RFLUTE	RTK	RTK6	SCPDRW	SRT	TD	TKP	UDRW	URT	VR	VTK	WS	WTCD	WTKCUP
	•		•	•	•		•	•			•	•	+			•	•			•	•	+		

+Modifications with a plus sign (+) have exceptions. In the digital PDF, click on the code in the chart for details. See page E•1 for Modification Index.

Base with Roll Trays, Wood Tiered Cutlery Divider

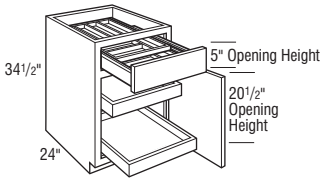

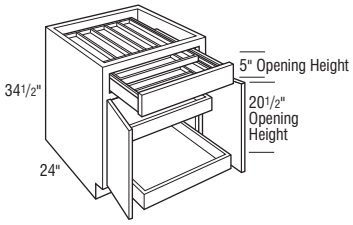

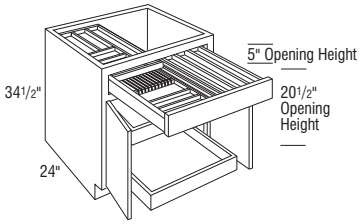

B15RTWTCD L or R	2680	2563	2445	2388	2367	2333	2305	2294	2261	2242	2184	2166
B18RTWTCD L or R	2723	2605	2488	2430	2405	2369	2350	2333	2296	2286	2222	2202
B21RTWTCD L or R	2819	2699	2579	2515	2490	2451	2424	2411	2377	2360	2301	2277
B24RTWTCD L or R	2877	2759	2640	2576	2548	2511	2484	2472	2431	2417	2348	2325
B24RTWTCD	3280	3124	2968	2871	2842	2791	2767	2752	2696	2683	2603	2583
B30RTWTCD	3582	3403	3225	3136	3100	3038	3006	2982	2924	2908	2809	2779
B36RTWTCD	3744	3558	3372	3273	3236	3175	3141	3111	3055	3029	2931	2897

- Exterior WTCD drawer box height is 3 3/4", interior height of top and bottom tier is 1 3/8".
- Cabinet may accommodate up to four roll trays, which may be purchased separately for field installation. See page P•11.
- Different sizes of the cutlery dividers may have different configurations. Please reference the accessory section on page P•4 for more details.

Door & Drawer Modifications - See page E•4.

A	FH	IBO	NBO	PEGS	SDRWS
	•	•	•	•	

End Panel Modifications - See page E•8.

BBS	DDE	F	FDE	FPE	IPE	RPE	SEBK
•	•	•	•	•	•	•	

Custom Modifications - See page E•12.

ART	AS	BBKI	CBO	CCO	CD	CFNTO	CFRMO	CH	CHGDRW	CMAT	CND	CS1	CW	DRT	DRWSC	DRWTK	EX	EXO	EXU	FD	FDSRTBTM
		•	•	•	+	•	•	+			•		+	•		•	•	•			

FFV	FLUTE	FP	FTK	LSD	MI	NOO	OBRB	P	PTOWB	RDD	RFLUTE	RTK	RTK6	SCPDRW	SRT	TD	TKP	UDRW	URT	VR	VTK	WS	WTCD	WTKCUP
	+		•	•	•		•				+	•	+		•		•			•	•	+		

+Modifications with a plus sign (+) have exceptions. In the digital PDF, click on the code in the chart for details. See page E•1 for Modification Index.

Base with K-Cup* Drawer

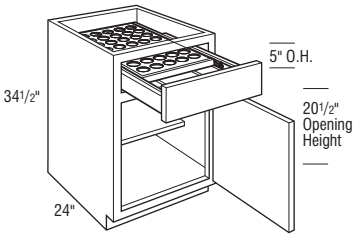

	C	D	F	H	I	J	K	L	M	O	P	Q
B18KCUP L or R	2308	2122	1936	1839	1804	1744	1717	1687	1627	1615	1513	1478

- Holds 40 K-Cups.
- Exterior Wood Tiered K-Cup drawer box height is 3 3/4", interior height of top tier is 1 5/8", and interior height of bottom tier is 1 3/8".

*K-CUP is a registered trademark of Keurig Green Mountain, Inc.

Door & Drawer Modifications - See page E•4.

A	FH	IBO	NBO	PEGS	SDRWS
	•	•	•	•	

End Panel Modifications - See page E•8.

BBS	DDE	F	FDE	FPE	IPE	RPE	SEBK
•	•	•	•	•	•	•	•

Custom Modifications - See page E•12.

ART	AS	BBKI	CBO	CCO	CD	CFNTO	CFRMO	CH	CHGDRW	CMAT	CND	CS1	CW	DRT	DRWSC	DRWTK	EX	EXO	EXU	FD	FDSRTBTM
		•	•		+			+			•		+			•	•	•	•	•	•

FFV	FLUTE	FP	FTK	LSD	MI	NOO	OBRB	P	PTOWB	RDD	RFLUTE	RTK	RTK6	SCPDRW	SRT	TD	TKP	UDRW	URT	VR	VTK	WS	WTCD	WTKCUP
			•	•	•		•					•	+			•	•			•	•			

+Modifications with a plus sign (+) have exceptions. In the digital PDF, click on the code in the chart for details. See page E•1 for Modification Index.

Base with K-Cup* Drawer, Roll Trays

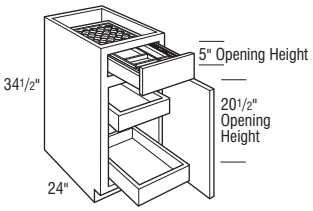

	C	D	F	H	I	J	K	L	M	O	P	Q
B18KCUPRT L or R	2928	2718	2509	2399	2356	2281	2244	2212	2147	2118	1999	1968

- Cabinet may accommodate up to four roll trays, which may be purchased separately for field installation. See page P•11.
- Holds 40 K-Cups.
- Exterior Wood Tiered K-Cup drawer box height is 3 3/4", interior height of top tier is 1 5/8", and interior height of bottom tier is 1 3/8".

*K-CUP is a registered trademark of Keurig Green Mountain, Inc.

Door & Drawer Modifications - See page E•4.

A	FH	IBO	NBO	PEGS	SDRWS
	•	•	•	•	

End Panel Modifications - See page E•8.

BBS	DDE	F	FDE	FPE	IPE	RPE	SEBK
•	•	•		•	•	•	

Custom Modifications - See page E•12.

ART	AS	BBKI	CBO	CCO	CD	CFNTO	CFRMO	CH	CHGDRW	CMAT	CND	CS1	CW	DRT	DRWSC	DRWTK	EX	EXO	EXU	FD	FDSRTBTM
		•	•	•	+	•		+			•		+	•		•	•	•			

FFV	FLUTE	FP	FTK	LSD	MI	NOO	OBRB	P	PTOWB	RDD	RFLUTE	RTK	RTK6	SCPDRW	SRT	TD	TKP	UDRW	URT	VR	VTK	WS	WTCD	WTKCUP
	•		•	•	•		•				•	•	+		•		•			•	•			

+Modifications with a plus sign (+) have exceptions. In the digital PDF, click on the code in the chart for details. See page E•1 for Modification Index.

Base with Food Storage Container Organizer

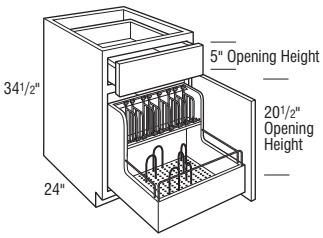

	C	D	F	H	I	J	K	L	M	O	P	Q
B18FSCO L or R	2342	2225	2109	2048	2027	1989	1971	1953	1915	1907	1845	1822
B24FSCO L or R	2905	2788	2670	2608	2579	2541	2516	2502	2461	2451	2379	2356

- Pull-out features natural finished hardwood dovetailed box with chrome rails on lower section with undermount soft-close guides.
- Includes seven chrome "U" pegs to use on the pegboard bottom to customize the fit to container sizes.
- Adjustable clip-on lid dividers included to fit with a variety of lid shapes. 18" wide includes five dividers, 24" wide includes eight dividers.
- Front of pull-out is routed for easy access.
- 18" wide cabinet pull-out dimensions: 14 1/2" W x 21 1/2" D x 18" H.
- 24" wide cabinet pull-out dimensions: 20 1/2" W x 21 1/2" D x 18" H.

Door & Drawer Modifications - See page E•4.

A	FH	IBO	NBO	PEGS	SDRWS
				•	

End Panel Modifications - See page E•8.

BBS	DDE	F	FDE	FPE	IPE	RPE	SEBK
•	•	•		•			

Custom Modifications - See page E•12.

ART	AS	BBKI	CBO	CCO	CD	CFNTO	CFRMO	CH	CHGDRW	CMAT	CND	CS1	CW	DRT	DRWSC	DRWTK	EX	EXO	EXU	FD	FDSRTBTM
		•	•	•	+	•	•	+	•		•		+		•	•	•	•			

FFV	FLUTE	FP	FTK	LSD	MI	NOO	OBRB	P	PTOWB	RDD	RFLUTE	RTK	RTK6	SCPDRW	SRT	TD	TKP	UDRW	URT	VR	VTK	WS	WTCD	WTKCUP
		•	•	•	•		•			+		•	+	•			•	+		•	•		•	+

+Modifications with a plus sign (+) have exceptions. In the digital PDF, click on the code in the chart for details. See page E•1 for Modification Index.

Base Can and Wine Pull-out

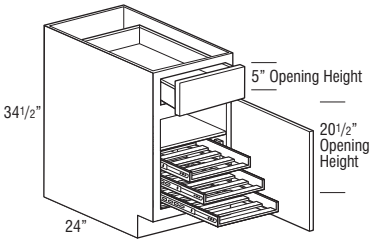

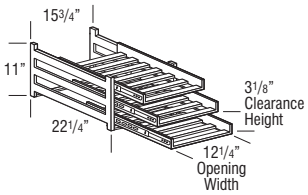

		C	D	F	H	I	J	K	L	M	O	P	Q
B18CWP L or R		3330	3213	3097	3036	3015	2977	2959	2941	2903	2895	2833	2810

- Pull-outs feature natural finished hardwood with side-mounted guides (soft-close not included).
- Holds eighteen wine bottles.
- Insert not available as a field installed kit.

Door & Drawer Modifications - See page E•4.

A	FH	IBO	NBO	PEGS	SDRWS
				•	

End Panel Modifications - See page E•8.

BBS	DDE	F	FDE	FPE	IPE	RPE	SEBK
•	•	•	•	•		•	•

Custom Modifications - See page E•12.

ART	AS	BBKI	CBO	CCO	CD	CFNTO	CFRMO	CH	CHGDRW	CMAT	CND	CSI	CW	DRT	DRWSC	DRWTK	EX	EXO	EXU	FD	FDSRTBTM
		•	•	•	+	•	•	+	•		•		+		•	•	•	•	•		

FFV	FLUTE	FP	FTK	LSD	MI	NOO	OBRB	P	PTOWB	RDD	RFLUTE	RTK	RTK6	SCPDRW	SRT	TD	TKP	UDRW	URT	VR	VTK	WS	WTCD	WTKCUP
		•	•	•	•		•					•	+				•			•	•		•	•

+Modifications with a plus sign (+) have exceptions. In the digital PDF, click on the code in the chart for details. See page E•1 for Modification Index.

Base Can and Wine Pull-out, Full Height Door

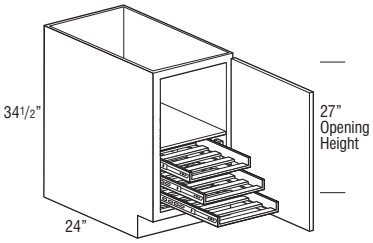

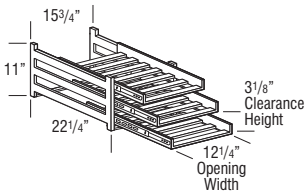

B18CWPFH L or R		3299	3189	3079	3015	2993	2959	2930	2919	2889	2866	2811	2793

- Pull-outs feature natural finished hardwood with side-mounted guides (soft-close not included).
- Holds eighteen wine bottles.
- Insert not available as a field installed kit.

Door & Drawer Modifications - See page E•4.

A	FH	IBO	NBO	PEGS	SDRWS
				•	

End Panel Modifications - See page E•8.

BBS	DDE	F	FDE	FPE	IPE	RPE	SEBK
•	•	•	•	•		•	•

Custom Modifications - See page E•12.

ART	AS	BBKI	CBO	CCO	CD	CFNTO	CFRMO	CH	CHGDRW	CMAT	CND	CSI	CW	DRT	DRWSC	DRWTK	EX	EXO	EXU	FD	FDSRTBTM
		•	•	•	+	•	•	+			•		+			•	•	•	•		

FFV	FLUTE	FP	FTK	LSD	MI	NOO	OBRB	P	PTOWB	RDD	RFLUTE	RTK	RTK6	SCPDRW	SRT	TD	TKP	UDRW	URT	VR	VTK	WS	WTCD	WTKCUP
			•	•	•		•					•	+				•			•	•			

+Modifications with a plus sign (+) have exceptions. In the digital PDF, click on the code in the chart for details. See page E•1 for Modification Index.

Base with Full Height Door

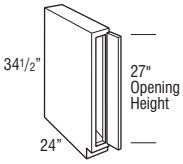

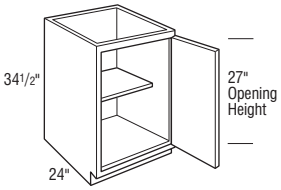

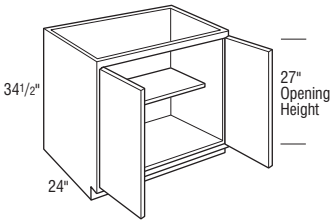

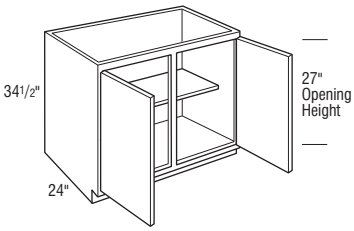

	C	D	F	H	I	J	K	L	M	O	P	Q
B6FH L or R	1231	1135	1038	979	959	927	909	896	867	855	808	793
B9FH L or R	1231	1135	1038	979	959	927	909	896	867	855	808	793
B12FH L or R	1288	1188	1089	1029	1010	978	954	946	911	900	844	828
B15FH L or R	1336	1235	1135	1085	1057	1025	1008	991	954	950	884	868
B18FHL L or R	1415	1305	1195	1131	1109	1075	1046	1035	1005	982	927	909
B21FH L or R	1468	1352	1235	1183	1158	1120	1099	1085	1043	1032	964	950
B24FH L or R	1525	1408	1290	1226	1204	1166	1142	1126	1091	1075	1008	983
B24FH	1928	1776	1625	1521	1496	1444	1426	1409	1347	1342	1268	1241
B27FH	1977	1822	1668	1588	1558	1506	1476	1455	1403	1388	1303	1276
B30FH	2209	2035	1861	1754	1720	1659	1628	1603	1551	1529	1449	1420
B33FH	2243	2072	1901	1807	1771	1707	1673	1649	1595	1571	1482	1449
B36FH	2345	2158	1971	1863	1824	1763	1726	1705	1645	1628	1532	1506
B39FH	2368	2183	1998	1900	1863	1800	1768	1737	1681	1655	1558	1522
B42FH	2457	2265	2072	1959	1922	1857	1819	1796	1732	1712	1617	1581
B45FH	2566	2365	2165	2052	2013	1944	1908	1879	1818	1793	1689	1652
B48FH	2666	2455	2244	2139	2102	2027	1989	1959	1892	1868	1749	1718

- Utilizes a slab door on cabinets up to 9" wide.

Door & Drawer Modifications - See page E•4.

A	FH	IBO	NBO	PEGS	SDRWS
+	+	+	+	•	

End Panel Modifications - See page E•8.

BBS	DDE	F	FDE	FPE	IPE	RPE	SEBK
•	•	•	+	•	+	+	•

Custom Modifications - See page E•12.

ART	AS	BBKI	CBO	CCO	CD	CFNTO	CFRMO	CH	CHGDRW	CMAT	CND	CS1	CW	DRT	DRWSC	DRWTK	EX	EXO	EXU	FD	FDSRTBTM
•	•	•	•	•	+	•	•	+			•	+	+			+	•	•	•	•	+

FFV	FLUTE	FP	FTK	LSD	MI	NOO	OBRB	P	PTOWB	RDD	RFLUTE	RTK	RTK6	SCPDRW	SRT	TD	TKP	UDRW	URT	VR	VTK	WS	WTCD	WTKCUP
	+		+	•	•		•	•			+	+	+			+	•		+	+	•	+		

+Modifications with a plus sign (+) have exceptions. In the digital PDF, click on the code in the chart for details. See page E•1 for Modification Index.

Base Stacked Two Drawer

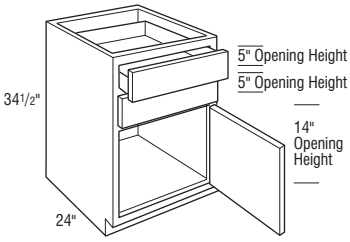

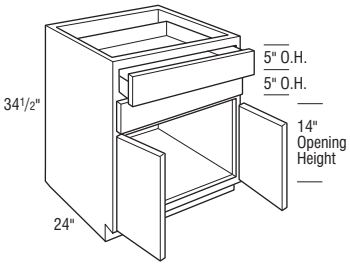

	C	D	F	H	I	J	K	L	M	O	P	Q
BST2D9 L or R	1668	1539	1410	1333	1305	1264	1235	1221	1179	1164	1100	1082
BST2D12 L or R	1733	1599	1466	1384	1356	1312	1284	1268	1226	1210	1144	1122
BST2D15 L or R	1895	1746	1597	1508	1478	1429	1401	1383	1336	1318	1247	1223
BST2D18 L or R	2057	1900	1742	1643	1611	1558	1527	1505	1455	1435	1357	1333
BST2D21 L or R	2185	2013	1840	1742	1705	1649	1616	1594	1539	1521	1438	1410
BST2D24 L or R	2320	2139	1959	1849	1811	1753	1718	1693	1640	1617	1529	1502
BST2D24	2780	2563	2345	2213	2171	2102	2059	2027	1962	1935	1831	1798
BST2D27	2928	2700	2473	2334	2288	2212	2167	2138	2068	2040	1931	1892
BST2D30	3237	2984	2731	2579	2528	2447	2395	2363	2286	2255	2130	2091
BST2D33	3314	3058	2801	2643	2592	2507	2455	2421	2342	2309	2184	2141
BST2D36	3385	3121	2858	2698	2644	2558	2507	2473	2389	2359	2232	2188

Door & Drawer Modifications - See page E•4.

A	FH	IBO	NBO	PEGS	SDRWS
	•	•	•	•	

End Panel Modifications - See page E•8.

BBS	DDE	F	FDE	FPE	IPE	RPE	SEBK
•	•	•	•	•	•	•	•

Custom Modifications - See page E•12.

ART	AS	BBKI	CBO	CCO	CD	CFNTO	CFRMO	CH	CHGDRW	CMAT	CND	CSI	CW	DRT	DRWSC	DRWTK	EX	EXO	EXU	FD	FDSRTBTM
		•	•	•	+	•	•	+	+		•	+	+		+	+	•	•	•		

FFV	FLUTE	FP	FTK	LSD	MI	NOO	OBRB	P	PTOWB	RDD	RFLUTE	RTK	RTK6	SCPDRW	SRT	TD	TKP	UDRW	URT	VR	VTK	WS	WTCD	WTKCUP
	+	•	+	•	•		•			+	+	•	+	•		•	•	+		+	•	+	+	+

+Modifications with a plus sign (+) have exceptions. In the digital PDF, click on the code in the chart for details. See page E•1 for Modification Index.

Base Stacked Two Drawer with Roll Trays

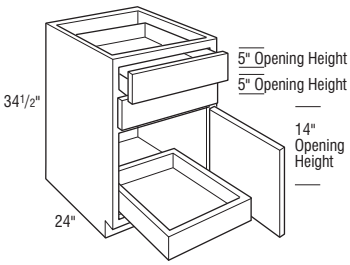

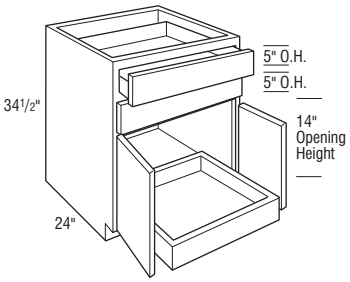

	C	D	F	H	I	J	K	L	M	O	P	Q
BST2D12RT L or R	2496	2304	2111	1991	1953	1889	1849	1826	1766	1743	1646	1616
BST2D15RT L or R	2585	2387	2188	2066	2023	1959	1917	1892	1830	1805	1707	1673
BST2D18RT L or R	2625	2421	2218	2094	2052	1987	1943	1919	1855	1831	1729	1697
BST2D21RT L or R	2717	2504	2292	2164	2121	2053	2010	1984	1917	1892	1788	1753
BST2D24RT L or R	2760	2545	2330	2200	2157	2085	2044	2016	1947	1922	1819	1783
BST2D24RT	3246	2990	2735	2583	2535	2449	2397	2367	2288	2257	2132	2097
BST2D27RT	3590	3310	3030	2860	2804	2713	2658	2623	2536	2501	2365	2321
BST2D30RT	3649	3366	3082	2910	2850	2760	2703	2668	2577	2542	2407	2359
BST2D33RT	3714	3425	3136	2960	2900	2808	2752	2713	2623	2588	2447	2397
BST2D36RT	3781	3487	3192	3014	2952	2857	2798	2761	2669	2634	2490	2440

Door & Drawer Modifications - See page E•4.

A	FH	IBO	NBO	PEGS	SDRWS
	•	•	•	•	

End Panel Modifications - See page E•8.

BBS	DDE	F	FDE	FPE	IPE	RPE	SEBK
•	•	•		•	•	•	•

Custom Modifications - See page E•12.

ART	AS	BBKI	CBO	CCO	CD	CFNTO	CFRMO	CH	CHGDRW	CMAT	CND	CSI	CW	DRT	DRWSC	DRWTK	EX	EXO	EXU	FD	FDSRTBTM
		•	•	•	+	•	•	+	+		•	+	+	•	+	+	•	•	•		

FFV	FLUTE	FP	FTK	LSD	MI	NOO	OBRB	P	PTOWB	RDD	RFLUTE	RTK	RTK6	SCPDRW	SRT	TD	TKP	UDRW	URT	VR	VTK	WS	WTCD	WTKCUP
	+	•	+	•	•		•			+	+	•	+	•	•		•	+	+	+	•	+	+	+

+Modifications with a plus sign (+) have exceptions. In the digital PDF, click on the code in the chart for details. See page E•1 for Modification Index.

Base Stacked Two Drawer

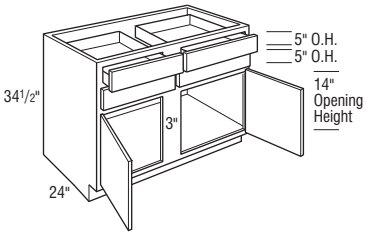

	C	D	F	H	I	J	K	L	M	O	P	Q
BST2D42	5088	4692	4295	4056	3975	3846	3767	3714	3591	3544	3352	3287
BST2D45	5230	4820	4411	4165	4085	3951	3870	3817	3689	3639	3443	3376
BST2D48	5340	4924	4507	4256	4170	4036	3952	3899	3769	3718	3519	3447

Door & Drawer Modifications - See page E•4.

A	FH	IBO	NBO	PEGS	SDRWS
	•	•	•	•	

End Panel Modifications - See page E•8.

BBS	DDE	F	FDE	FPE	IPE	RPE	SEBK
•	•	•	•	•	•	•	•

Custom Modifications - See page E•12.

ART	AS	BBKI	CBO	CCO	CD	CFNTO	CFRMO	CH	CHGDRW	CMAT	CND	CS1	CW	DRT	DRWSC	DRWTK	EX	EXO	EXU	FD	FDSRTBTM
		•	•	•	+	•	•	+			•		+		+		•	•	•		

FFV	FLUTE	FP	FTK	LSD	MI	NOO	OBRB	P	PTOWB	RDD	RFLUTE	RTK	RTK6	SCPDRW	SRT	TD	TKP	UDRW	URT	VR	VTK	WS	WTCD	WTKCUP
	•	•	•	•	•		•				•	•	•	•		•	•	+			•	•	+	

+Modifications with a plus sign (+) have exceptions. In the digital PDF, click on the code in the chart for details. See page E•1 for Modification Index.

Base Stacked Two Drawer with Roll Trays

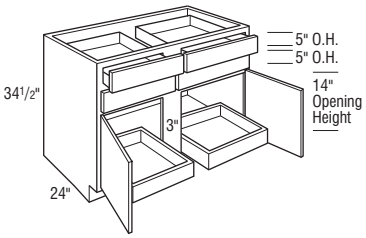

	C	D	F	H	I	J	K	L	M	O	P	Q
BST2D42RT	5992	5526	5060	4775	4682	4532	4439	4376	4229	4173	3950	3873
BST2D45RT	6130	5654	5178	4887	4790	4637	4537	4478	4329	4271	4040	3963
BST2D48RT	6244	5759	5274	4978	4880	4722	4621	4561	4407	4350	4115	4036

Door & Drawer Modifications - See page E•4.

A	FH	IBO	NBO	PEGS	SDRWS
	•	•	•	•	

End Panel Modifications - See page E•8.

BBS	DDE	F	FDE	FPE	IPE	RPE	SEBK
•	•	•		•	•	•	•

Custom Modifications - See page E•12.

ART	AS	BBKI	CBO	CCO	CD	CFNTO	CFRMO	CH	CHGDRW	CMAT	CND	CS1	CW	DRT	DRWSC	DRWTK	EX	EXO	EXU	FD	FDSRTBTM
		•	•	•	+	•	•	+			•		+	•	+		•	•	•		

FFV	FLUTE	FP	FTK	LSD	MI	NOO	OBRB	P	PTOWB	RDD	RFLUTE	RTK	RTK6	SCPDRW	SRT	TD	TKP	UDRW	URT	VR	VTK	WS	WTCD	WTKCUP
	•	•	•	•	•		•				•	•	•	•	•		•	+	+		•	•	+	

+Modifications with a plus sign (+) have exceptions. In the digital PDF, click on the code in the chart for details. See page E•1 for Modification Index.

Base SuperCabinet™

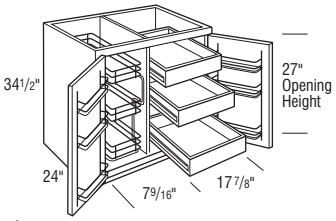

Right Shown

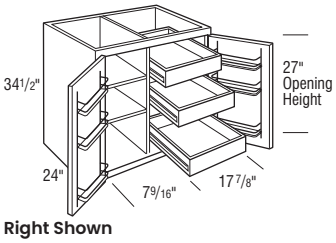

Right Shown

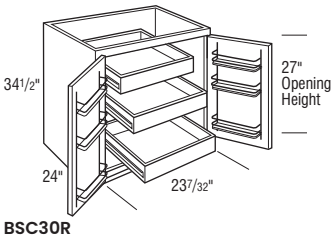

BSC30R

	C	D	F	H	I	J	K	L	M	O	P	Q
BSC30RP	3395	3223	3052	2944	2911	2848	2820	2792	2738	2722	2642	2607
BSC30PR	3395	3223	3052	2944	2911	2848	2820	2792	2738	2722	2642	2607
BSC30RS	2871	2698	2526	2419	2386	2325	2294	2265	2214	2196	2115	2084
BSC30SR	2871	2698	2526	2419	2386	2325	2294	2265	2214	2196	2115	2084
BSC30R	2816	2641	2466	2361	2328	2262	2237	2208	2158	2131	2055	2025

- Cabinets with full overlay style utilize 170° hinge. For sufficient pull-out clearance, 12" of adjacent space is required for door to open 170° when installed near a wall or corner.
- Shelves are 20" deep.
- Roll trays are Full extension side-mounted.
- Pull-out side door has to open 170°.
- Soft-close feature not available.
- Door includes a three-tiered chrome rack with wood bottoms.

Door & Drawer Modifications - See page E•4.

A	FH	IBO	NBO	PEGS	SDRWS

End Panel Modifications - See page E•8.

BBS	DDE	F	FDE	FPE	IPE	RPE	SEBK
•	•	•		•			•

Custom Modifications - See page E•12.

ART	AS	BBKI	CBO	CCO	CD	CFNTO	CFRMO	CH	CHGDRW	CMAT	CND	CS1	CW	DRT	DRWSC	DRWTK	EX	EXO	EXU	FD	FDSRTBTM
					+	•	•	+					+			•	•	•	•		

FFV	FLUTE	FP	FTK	LSD	MI	NOO	OBRB	P	PTOWB	RDD	RFLUTE	RTK	RTK6	SCPDRW	SRT	TD	TKP	UDRW	URT	VR	VTK	WS	WTCD	WTKCUP
	•		•				•				•	•	•				•				•			

+Modifications with a plus sign (+) have exceptions. In the digital PDF, click on the code in the chart for details. See page E•1 for Modification Index.

Base SuperCabinet™

	C	D	F	H	I	J	K	L	M	O	P	Q
BSC36PRP	4192	4006	3820	3711	3674	3611	3576	3553	3492	3478	3381	3359
BSC36PRS	3712	3524	3335	3229	3192	3127	3092	3072	3011	2995	2899	2873
BSC36SRP	3712	3524	3335	3229	3192	3127	3092	3072	3011	2995	2899	2873
BSC36SRS	3180	2995	2810	2700	2664	2601	2565	2544	2482	2467	2373	2344

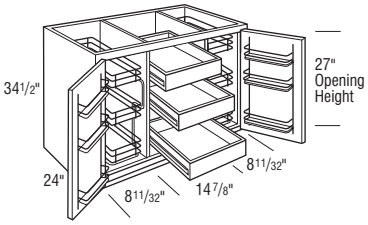

BSC36PRP

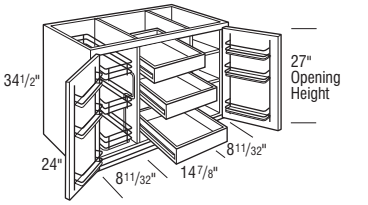

BSC36PRS

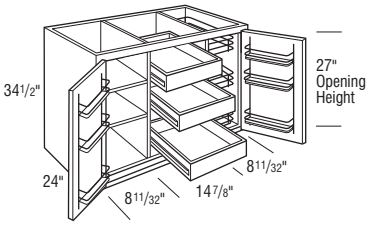

BSC36SRP

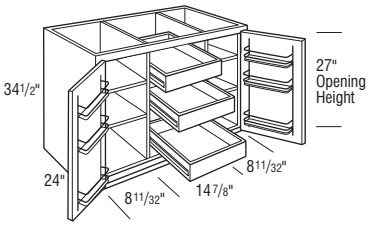

BSC36SRS

- Cabinets with full overlay style utilize 170° hinge. For sufficient pull-out clearance, 12" of adjacent space is required for door to open 170° when installed near a wall or corner.
- Shelves are 20" deep.
- Roll trays are Full extension side-mounted.
- Pull-out side door has to open 170°.
- Soft-close feature not available.
- Door includes a three-tiered chrome rack with wood bottoms.

Door & Drawer Modifications - See page E•4.

A	FH	IBO	NBO	PEGS	SDRWS

End Panel Modifications - See page E•8.

BBS	DDE	F	FDE	FPE	IPE	RPE	SEBK
•	•	•		•			•

Custom Modifications - See page E•12.

ART	AS	BBKI	CBO	CCO	CD	CFNTO	CFRMO	CH	CHGDRW	CMAT	CND	CS1	CW	DRT	DRWSC	DRWTK	EX	EXO	EXU	FD	FDSRTBTM
					+	•	•	+					+			•	•	•	•		

FFV	FLUTE	FP	FTK	LSD	MI	NOO	OBRB	P	PTOWB	RDD	RFLUTE	RTK	RTK6	SCPDRW	SRT	TD	TKP	UDRW	URT	VR	VTK	WS	WTCD	WTKCUP
	•		•				•				•	•	•				•				•			

+Modifications with a plus sign (+) have exceptions. In the digital PDF, click on the code in the chart for details. See page E•1 for Modification Index.

Base SuperCabinet™ Gourmet

	C	D	F	H	I	J	K	L	M	O	P	Q
BSCG30 L or R	3674	3614	3555	3497	3438	3379	3322	3264	3205	3147	3087	3028
BSCG36 L or R	3970	3912	3854	3796	3737	3679	3620	3562	3503	3445	3388	3328

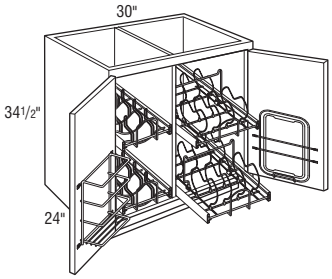

BSCG30L

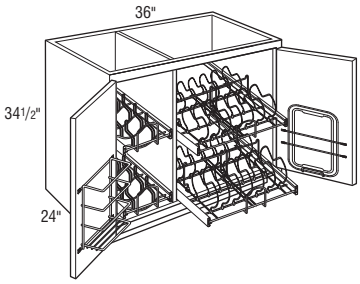

BSCG36L

- L or R designates lid holder side.
- Cabinets with full overlay style utilize 170° hinge. For sufficient pull-out clearance, 12" of adjacent space is required for door to open 170° when installed near a wall or corner.
- Left door features wrap/foil rack.
- Right door features cutting board and cutting board storage rack.
- BSCG30 L or R Pots and Pans pull-out includes 8 dividers per tray for adjustable storage.
- BSCG36 L or R Pots and Pans pull-out includes 16 dividers per tray for adjustable storage.
- Lid pull-out will hold 6 lids per tray. Maximum lid diameter is 8 1/2" on bottom tray and 9 3/4" on top tray.
- Soft-close feature not available.

Door & Drawer Modifications - See page E•4.

A	FH	IBO	NBO	PEGS	SDRWS

End Panel Modifications - See page E•8.

BBS	DDE	F	FDE	FPE	IPE	RPE	SEBK
•	•	•		•			•

Custom Modifications - See page E•12.

ART	AS	BBKI	CBO	CCO	CD	CFNTO	CFRMO	CH	CHGDRW	CMAT	CND	CS1	CW	DRT	DRWSC	DRWTK	EX	EXO	EXU	FD	FDSRTBTM
					+			+					+			•			•		

FFV	FLUTE	FP	FTK	LSD	MI	NOO	OBRB	P	PTOWB	RDD	RFLUTE	RTK	RTK6	SCPDRW	SRT	TD	TKP	UDRW	URT	VR	VTK	WS	WTCD	WTKCUP
			•				•					•	•				•							

+Modifications with a plus sign (+) have exceptions. In the digital PDF, click on the code in the chart for details. See page E•1 for Modification Index.

Base Wall

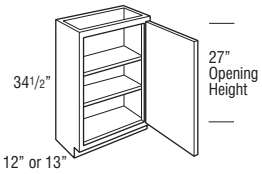

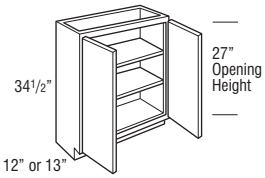

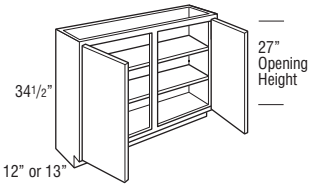

	C	D	F	H	I	J	K	L	M	O	P	Q
BW12 L or R	1147	1066	986	913	896	868	848	836	812	797	771	765
BW15 L or R	1241	1142	1044	991	974	939	924	909	877	868	818	795
BW18 L or R	1307	1203	1099	1038	1018	983	962	952	922	909	855	839
BW21 L or R	1325	1225	1126	1081	1049	1018	1005	981	952	935	877	861
BW24 L or R	1391	1284	1176	1117	1095	1057	1042	1019	988	977	920	898
BW24	1756	1621	1485	1398	1374	1326	1307	1282	1235	1223	1158	1132
BW27	1977	1822	1668	1588	1558	1506	1476	1455	1403	1388	1303	1276
BW30	2064	1904	1744	1660	1628	1576	1550	1516	1468	1449	1363	1333
BW33	2128	1963	1799	1718	1686	1628	1597	1571	1519	1502	1401	1376
BW36	2233	2055	1877	1793	1756	1697	1660	1635	1583	1561	1466	1437
BW39	2345	2160	1976	1868	1832	1772	1732	1714	1652	1635	1537	1508
BW42	2414	2220	2026	1926	1885	1824	1790	1763	1702	1682	1581	1551
BW45	2547	2343	2139	2038	1996	1935	1888	1866	1807	1776	1668	1635
BW48	2666	2455	2244	2139	2102	2027	1989	1959	1892	1868	1749	1718

- Non-Beaded and Beaded Inset are standard 13" deep.

Door & Drawer Modifications - See page E•4.

A	FH	IBO	NBO	PEGS	SDRWS
•	•	•	•	•	

End Panel Modifications - See page E•8.

BBS	DDE	F	FDE	FPE	IPE	RPE	SEBK
•	•	•	•	•	•	•	•

Custom Modifications - See page E•12.

ART	AS	BBKI	CBO	CCO	CD	CFNTO	CFRMO	CH	CHGDRW	CMAT	CND	CS1	CW	DRT	DRWSC	DRWTK	EX	EXO	EXU	FD	FDSRTBTM
•		•	•	•	+	•	•	+			•	+	+				•	•	•		

FFV	FLUTE	FP	FTK	LSD	MI	NOO	OBRB	P	PTOWB	RDD	RFLUTE	RTK	RTK6	SCPDRW	SRT	TD	TKP	UDRW	URT	VR	VTK	WS	WTCD	WTKCUP
	•		+	•	•		•				•					•				+		+		

+Modifications with a plus sign (+) have exceptions. In the digital PDF, click on the code in the chart for details. See page E•1 for Modification Index.

Base Four Drawer

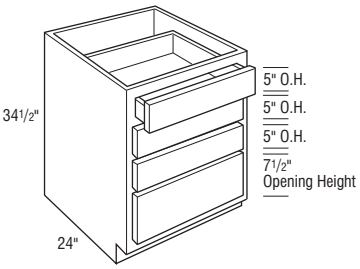

B4D12	1913	1762	1611	1428	1401	1352	1326	1323	1267	1261	1256	1235
B4D15	2100	1935	1771	1570	1539	1486	1455	1444	1389	1381	1381	1356
B4D18	2243	2072	1901	1681	1645	1589	1561	1551	1485	1478	1482	1459
B4D21	2407	2221	2035	1803	1768	1705	1673	1656	1593	1581	1583	1561
B4D24	2580	2381	2182	1929	1888	1826	1793	1779	1705	1697	1699	1673
B4D27	2957	2724	2491	2205	2162	2094	2051	2038	1947	1941	1940	1917
B4D30	3600	3314	3028	2688	2638	2547	2493	2482	2381	2367	2362	2328
B4D33	3684	3396	3108	2757	2701	2608	2557	2544	2436	2423	2420	2387
B4D36	3781	3482	3183	2821	2764	2675	2623	2602	2495	2480	2479	2445
B4D39	4030	3712	3394	3008	2946	2849	2792	2769	2659	2641	2647	2605
B4D42	4045	3726	3407	3021	2953	2858	2806	2774	2670	2644	2656	2619

Door & Drawer Modifications - See page E•4.

A	FH	IBO	NBO	PEGS	SDRWS
		•	•	•	+

End Panel Modifications - See page E•8.

BBS	DDE	F	FDE	FPE	IPE	RPE	SEBK
•	•	•	•	•	•	•	•

Custom Modifications - See page E•12.

ART	AS	BBKI	CBO	CCO	CD	CFNTO	CFRMO	CH	CHGDRW	CMAT	CND	CS1	CW	DRT	DRWSC	DRWTK	EX	EXO	EXU	FD	FDSRTBTM
		•	•	•	+	•	•	+	+				+		+	+	•	•	•		

FFV	FLUTE	FP	FTK	LSD	MI	NOO	OBRB	P	PTOWB	RDD	RFLUTE	RTK	RTK6	SCPDRW	SRT	TD	TKP	UDRW	URT	VR	VTK	WS	WTCD	WTKCUP
	•	•	+	•	•		•			+	•	•	+	•			•	+			•	+	+	+

+Modifications with a plus sign (+) have exceptions. In the digital PDF, click on the code in the chart for details. See page E•1 for Modification Index.

Base Six Drawer

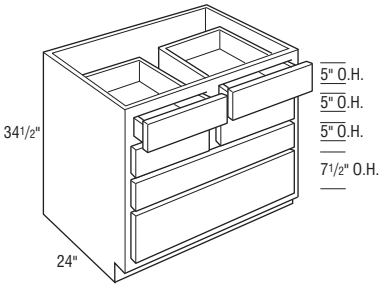

	C	D	F	H	I	J	K	L	M	O	P	Q
B6D30	4143	3814	3484	3089	3031	2933	2868	2854	2735	2722	2718	2678
B6D33	4244	3908	3572	3168	4038	3000	2942	2925	2803	2784	2783	2747
B6D36	4343	4003	3662	3245	3179	3077	3014	2994	2872	2850	2849	2808
B6D42	4654	4286	3919	3474	3399	3287	3226	3188	3070	3039	3056	3011

Door & Drawer Modifications - See page E•4.

A	FH	IBO	NBO	PEGS	SDRWS
		•	•	•	

End Panel Modifications - See page E•8.

BBS	DDE	F	FDE	FPE	IPE	RPE	SEBK
•	•	•	•	•	•	•	•

Custom Modifications - See page E•12.

ART	AS	BBKI	CBO	CCO	CD	CFNTO	CFRMO	CH	CHGDRW	CMAT	CND	CSI	CW	DRT	DRWSC	DRWTK	EX	EXO	EXU	FD	FDSRTBTM
		•	•	•	+	•	•	+	+				+		+	+	•	•	•		

FFV	FLUTE	FP	FTK	LSD	MI	NOO	OBRB	P	PTOWB	RDD	RFLUTE	RTK	RTK6	SCPDRW	SRT	TD	TKP	UDRW	URT	VR	VTK	WS	WTCD	WTKCUP
	•	•	•	•	•		•				•	•	•	•			•				•	•	+	+

+Modifications with a plus sign (+) have exceptions. In the digital PDF, click on the code in the chart for details. See page E•1 for Modification Index.

Base Four Drawer with Breadboard

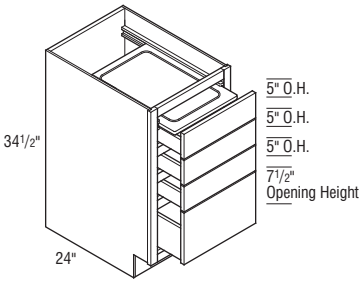

	C	D	F	H	I	J	K	L	M	O	P	Q
B4D12BB	2482	2289	2097	1980	1938	1877	1837	1811	1751	1727	1635	1602
B4D15BB	2716	2503	2290	2162	2119	2052	2009	1982	1916	1889	1785	1752
B4D18BB	2962	2733	2503	2362	2316	2241	2195	2165	2094	2066	1953	1916
B4D21BB	3164	2918	2671	2520	2472	2391	2343	2309	2234	2203	2082	2044
B4D24BB	3412	3147	2883	2722	2668	2580	2526	2491	2411	2378	2249	2204

Door & Drawer Modifications - See page E•4.

A	FH	IBO	NBO	PEGS	SDRWS
		•	•	•	

End Panel Modifications - See page E•8.

BBS	DDE	F	FDE	FPE	IPE	RPE	SEBK
•	•	•		•	•	•	•

Custom Modifications - See page E•12.

ART	AS	BBKI	CBO	CCO	CD	CFNTO	CFRMO	CH	CHGDRW	CMAT	CND	CSI	CW	DRT	DRWSC	DRWTK	EX	EXO	EXU	FD	FDSRTBTM
		•	•	•	+	•	•	+					+			+	•	•	•		

FFV	FLUTE	FP	FTK	LSD	MI	NOO	OBRB	P	PTOWB	RDD	RFLUTE	RTK	RTK6	SCPDRW	SRT	TD	TKP	UDRW	URT	VR	VTK	WS	WTCD	WTKCUP
	•	•	+	•	•		•				•	•	+				•				•			

+Modifications with a plus sign (+) have exceptions. In the digital PDF, click on the code in the chart for details. See page E•1 for Modification Index.

Base Four Drawer with Wood Tiered Cutlery Divider

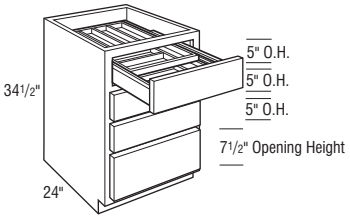

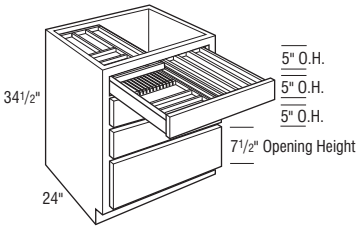

	C	D	F	H	I	J	K	L	M	O	P	Q
B4D15WTCD	2651	2486	2322	2121	2090	2037	2006	1995	1940	1932	1932	1907
B4D18WTCD	2810	2639	2468	2248	2212	2156	2128	2118	2052	2045	2049	2026
B4D21WTCD	2994	2808	2622	2390	2355	2292	2260	2243	2180	2168	2170	2148
B4D24WTCD	3185	2986	2787	2534	2493	2431	2398	2384	2310	2302	2304	2278
B4D30WTCD	4227	3941	3655	3315	3265	3174	3120	3109	3008	2994	2989	2955
B4D36WTCD	4447	4148	3849	3487	3430	3341	3289	3268	3161	3146	3145	3111

- Exterior WTCD drawer box height is 3 3/4", interior height of top and bottom tier is 1 3/8".
- Different sizes of the cutlery dividers may have different configurations. Please reference the accessory section on page P•4 for more details.

Door & Drawer Modifications - See page E•4.

A	FH	IBO	NBO	PEGS	SDRWS
		•	•		

End Panel Modifications - See page E•8.

BBS	DDE	F	FDE	FPE	IPE	RPE	SEBK
•	•	•	•	•	•	•	

Custom Modifications - See page E•12.

ART	AS	BBKI	CBO	CCO	CD	CFNTO	CFRMO	CH	CHGDRW	CMAT	CND	CSI	CW	DRT	DRWSC	DRWTK	EX	EXO	EXU	FD	FDSRTBTM
			•	•	+	•	•	+					+			•	•	•			

FFV	FLUTE	FP	FTK	LSD	MI	NOO	OBRB	P	PTOWB	RDD	RFLUTE	RTK	RTK6	SCPDRW	SRT	TD	TKP	UDRW	URT	VR	VTK	WS	WTCD	WTKCUP
	+			•	•		•				+	•	+				•				•	+		

+Modifications with a plus sign (+) have exceptions. In the digital PDF, click on the code in the chart for details. See page E•1 for Modification Index.

Base Three Drawer

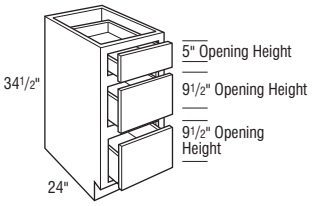

		C	D	F	H	I	J	K	L	M	O	P	Q
B3D12		1771	1633	1495	1411	1383	1337	1310	1292	1249	1234	1166	1144
B3D15		1926	1776	1626	1534	1504	1457	1426	1408	1361	1342	1271	1245
B3D18		2096	1933	1771	1671	1639	1585	1551	1530	1480	1459	1380	1355
B3D21		2214	2044	1874	1770	1730	1677	1642	1618	1565	1546	1462	1434
B3D24		2353	2171	1988	1877	1838	1779	1744	1718	1662	1641	1551	1522

Door & Drawer Modifications - See page E•4.

A	FH	IBO	NBO	PEGS	SDRWS
		•	•	•	

End Panel Modifications - See page E•8.

BBS	DDE	F	FDE	FPE	IPE	RPE	SEBK
•	•	•	•	•	•	•	•

Custom Modifications - See page E•12.

ART	AS	BBKI	CBO	CCO	CD	CFNTO	CFRMO	CH	CHGDRW	CMAT	CND	CS1	CW	DRT	DRWSC	DRWTK	EX	EXO	EXU	FD	FDSRTBTM
		•	•	•	+	•	•	+	+				+		+	+	•	•	•		

FFV	FLUTE	FP	FTK	LSD	MI	NOO	OBRB	P	PTOWB	RDD	RFLUTE	RTK	RTK6	SCPDRW	SRT	TD	TKP	UDRW	URT	VR	VTK	WS	WTCD	WTKCUP
	•	•	+	•	•		•			+	•	•	+	•			•				•	+	+	+

+Modifications with a plus sign (+) have exceptions. In the digital PDF, click on the code in the chart for details. See page E•1 for Modification Index.

Base Three Drawer

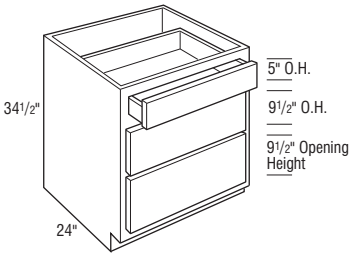

		C	D	F	H	I	J	K	L	M	O	P	Q
B3D27		2958	2729	2501	2359	2314	2238	2193	2162	2091	2063	1950	1913
B3D30		3276	3018	2761	2607	2556	2473	2421	2389	2309	2281	2155	2115
B3D33		3345	3087	2828	2669	2614	2532	2477	2445	2363	2332	2205	2164
B3D36		3420	3154	2887	2725	2670	2583	2530	2496	2414	2381	2253	2208
B3D39		3496	3223	2951	2787	2729	2641	2586	2554	2467	2434	2304	2257
B3D42		3574	3295	3016	2847	2790	2699	2644	2608	2521	2488	2354	2306

Door & Drawer Modifications - See page E•4.

A	FH	IBO	NBO	PEGS	SDRWS
		•	•	•	•

End Panel Modifications - See page E•8.

BBS	DDE	F	FDE	FPE	IPE	RPE	SEBK
•	•	•	•	•	•	•	•

Custom Modifications - See page E•12.

ART	AS	BBKI	CBO	CCO	CD	CFNTO	CFRMO	CH	CHGDRW	CMAT	CND	CS1	CW	DRT	DRWSC	DRWTK	EX	EXO	EXU	FD	FDSRTBTM
		•	•	•	+	•	•	+	+				+			+	•	•	•		

FFV	FLUTE	FP	FTK	LSD	MI	NOO	OBRB	P	PTOWB	RDD	RFLUTE	RTK	RTK6	SCPDRW	SRT	TD	TKP	UDRW	URT	VR	VTK	WS	WTCD	WTKCUP
	•	•	•	•	•		•			+	•	•	•	•			•	•			•	•	+	

+Modifications with a plus sign (+) have exceptions. In the digital PDF, click on the code in the chart for details. See page E•1 for Modification Index.

Base Three Drawer with Wood Tiered Cutlery Divider

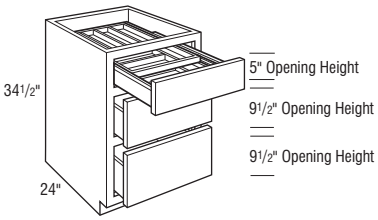

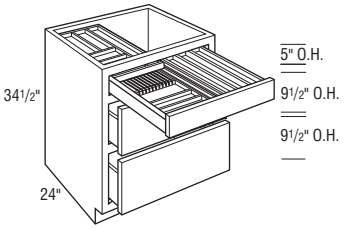

	C	D	F	H	I	J	K	L	M	O	P	Q
B3D15WTCD	2477	2327	2177	2085	2055	2008	1977	1959	1912	1893	1822	1796
B3D18WTCD	2663	2500	2338	2238	2206	2152	2118	2097	2047	2026	1947	1922
B3D21WTCD	2801	2631	2461	2357	2317	2264	2229	2205	2152	2133	2049	2021
B3D24WTCD	2958	2776	2593	2482	2443	2384	2349	2323	2267	2246	2156	2127
B3D30WTCD	3903	3645	3388	3234	3183	3100	3048	3016	2936	2908	2782	2742
B3D36WTCD	4086	3820	3553	3391	3336	3249	3196	3162	3080	3047	2919	2874

- Exterior WTCD drawer box height is 3 3/4", interior height of top and bottom tier is 1 3/8".
- Different sizes of the cutlery dividers may have different configurations. Please reference the accessory section on page P•4 for more details.

Door & Drawer Modifications - See page E•4.

A	FH	IBO	NBO	PEGS	SDRWS
		•	•		

End Panel Modifications - See page E•8.

BBS	DDE	F	FDE	FPE	IPE	RPE	SEBK
•	•	•	•	•	•	•	

Custom Modifications - See page E•12.

ART	AS	BBKI	CBO	CCO	CD	CFNTO	CFRMO	CH	CHGDRW	CMAT	CND	CS1	CW	DRT	DRWSC	DRWTK	EX	EXO	EXU	FD	FDSRTBTM
			•	•	+	•	•	+					+			•	•	•			

FFV	FLUTE	FP	FTK	LSD	MI	NOO	OBRB	P	PTOWB	RDD	RFLUTE	RTK	RTK6	SCPDRW	SRT	TD	TKP	UDRW	URT	VR	VTK	WS	WTCD	WTKCUP
	+			•	•		•				+	•	+				•				•	+		

+Modifications with a plus sign (+) have exceptions. In the digital PDF, click on the code in the chart for details. See page E•1 for Modification Index.

Base Three Drawer with Breadboard

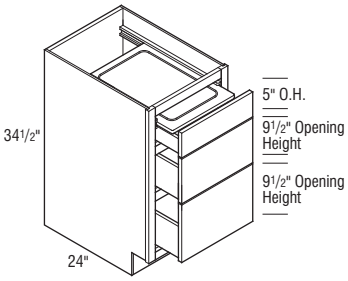

	C	D	F	H	I	J	K	L	M	O	P	Q
B3D12BB	2482	2289	2097	1980	1938	1877	1837	1811	1751	1727	1635	1602
B3D15BB	2542	2342	2141	2023	1984	1919	1879	1852	1792	1770	1671	1642
B3D18BB	2634	2428	2222	2100	2059	1990	1948	1922	1860	1835	1736	1702
B3D21BB	2896	2668	2439	2304	2258	2185	2140	2111	2041	2014	1904	1868
B3D24BB	3105	2865	2625	2477	2428	2350	2300	2269	2195	2166	2048	2010

Door & Drawer Modifications - See page E•4.

A	FH	IBO	NBO	PEGS	SDRWS
		•	•	•	

End Panel Modifications - See page E•8.

BBS	DDE	F	FDE	FPE	IPE	RPE	SEBK
•	•	•		•	•	•	•

Custom Modifications - See page E•12.

ART	AS	BBKI	CBO	CCO	CD	CFNTO	CFRMO	CH	CHGDRW	CMAT	CND	CS1	CW	DRT	DRWSC	DRWTK	EX	EXO	EXU	FD	FDSRTBTM
		•	•	•	+	•	•	+					+			+	•	•	•		

FFV	FLUTE	FP	FTK	LSD	MI	NOO	OBRB	P	PTOWB	RDD	RFLUTE	RTK	RTK6	SCPDRW	SRT	TD	TKP	UDRW	URT	VR	VTK	WS	WTCD	WTKCUP
	+	•	+	•	•		•				+	•	+				•				•			

+Modifications with a plus sign (+) have exceptions. In the digital PDF, click on the code in the chart for details. See page E•1 for Modification Index.

Base Two Drawer

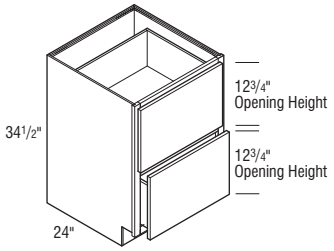

		C	D	F	H	I	J	K	L	M	O	P	Q
B2D18		2564	2362	2160	2040	2000	1935	1896	1869	1804	1784	1687	1655
B2D21		2633	2430	2228	2102	2060	1992	1953	1926	1864	1838	1738	1704
B2D24		2713	2503	2294	2163	2120	2052	2009	1981	1915	1892	1788	1753
B2D27		3553	3277	3002	2835	2775	2689	2633	2596	2510	2476	2343	2296
B2D30		3629	3347	3064	2895	2836	2743	2688	2649	2563	2528	2390	2345
B2D33		3760	3468	3175	2996	2937	2845	2783	2746	2656	2619	2479	2430
B2D36		3833	3536	3239	3056	2995	2897	2838	2801	2708	2671	2526	2476
B2D39		3919	3614	3310	3124	3062	2962	2901	2863	2766	2729	2580	2531
B2D42		4002	3692	3381	3190	3127	3025	2964	2925	2827	2790	2636	2585
B2D45		4086	3769	3452	3258	3193	3089	3026	2986	2886	2848	2692	2639
B2D48		4171	3847	3524	3325	3259	3153	3088	3048	2946	2906	2748	2695

Door & Drawer Modifications - See page E•4.

A	FH	IBO	NBO	PEGS	SDRWS
		•	•	•	

End Panel Modifications - See page E•8.

BBS	DDE	F	FDE	FPE	IPE	RPE	SEBK
•	•	•	•	•	•	•	•

Custom Modifications - See page E•12.

ART	AS	BBKI	CBO	CCO	CD	CFNTO	CFRMO	CH	CHGDRW	CMAT	CND	CS1	CW	DRT	DRWSC	DRWTK	EX	EXO	EXU	FD	FDSRTBTM
		•	•	•	+	•	•	+					+			+	•	•	•		

FFV	FLUTE	FP	FTK	LSD	MI	NOO	OBRB	P	PTOWB	RDD	RFLUTE	RTK	RTK6	SCPDRW	SRT	TD	TKP	UDRW	URT	VR	VTK	WS	WTCD	WTKCUP
	•		•	•	•		•			+	•		+	•			•				•	•		

+Modifications with a plus sign (+) have exceptions. In the digital PDF, click on the code in the chart for details. See page E•1 for Modification Index.

Base Two Drawer with Roll Tray

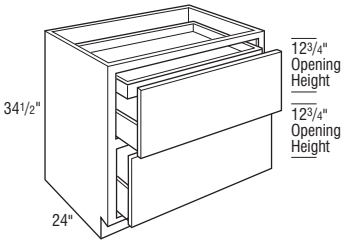

B2D18RT		2615	2409	2203	2079	2040	1975	1934	1906	1840	1819	1719	1688
B2D21RT		2687	2477	2268	2141	2100	2031	1990	1963	1898	1874	1772	1737
B2D24RT		2762	2549	2336	2203	2160	2090	2046	2019	1950	1928	1822	1785
B2D27RT		3605	3325	3045	2874	2816	2726	2670	2632	2545	2512	2377	2328
B2D30RT		3679	3394	3108	2936	2875	2782	2725	2687	2598	2564	2424	2379
B2D33RT		3814	3516	3218	3036	2977	2883	2820	2783	2691	2653	2512	2465
B2D36RT		3833	3536	3239	3056	2995	2897	2838	2801	2708	2671	2526	2476

- Cabinet not applicable for stove top installation.

Door & Drawer Modifications - See page E•4.

A	FH	IBO	NBO	PEGS	SDRWS
		•	•	•	

End Panel Modifications - See page E•8.

BBS	DDE	F	FDE	FPE	IPE	RPE	SEBK
•	•	•		•	•	•	•

Custom Modifications - See page E•12.

ART	AS	BBKI	CBO	CCO	CD	CFNTO	CFRMO	CH	CHGDRW	CMAT	CND	CS1	CW	DRT	DRWSC	DRWTK	EX	EXO	EXU	FD	FDSRTBTM
		•	•		+	•	•	+					+			•	•	•	•		

FFV	FLUTE	FP	FTK	LSD	MI	NOO	OBRB	P	PTOWB	RDD	RFLUTE	RTK	RTK6	SCPDRW	SRT	TD	TKP	UDRW	URT	VR	VTK	WS	WTCD	WTKCUP
	•		•	•	•		•			+	•	•	+				•				•	•		

+Modifications with a plus sign (+) have exceptions. In the digital PDF, click on the code in the chart for details. See page E•1 for Modification Index.

Base Two Drawer with Roll Tray, Peg Dish Organizer

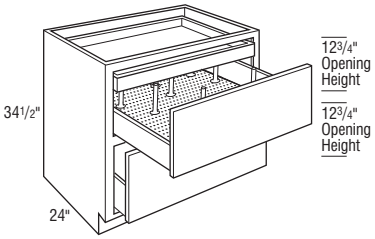

	C	D	F	H	I	J	K	L	M	O	P	Q
B2D36RTPDO	4509	4156	3804	3592	3521	3405	3336	3293	3181	3138	2969	2912

- Cabinet not applicable for stove top installation.
- Includes eight wooden posts and 19/32" thick removable pegged board in top drawer, shipped loose.
- Pegged board dimensions: 29 15/16" W X 19 1/2" D.

Door & Drawer Modifications - See page E•4.

A	FH	IBO	NBO	PEGS	SDRWS
		•	•	•	

End Panel Modifications - See page E•8.

BBS	DDE	F	FDE	FPE	IPE	RPE	SEBK
•	•	•		•	•	•	•

Custom Modifications - See page E•12.

ART	AS	BBKI	CBO	CCO	CD	CFNTO	CFRMO	CH	CHGDRW	CMAT	CND	CS1	CW	DRT	DRWSC	DRWTK	EX	EXO	EXU	FD	FDSRTBTM
		•	•	•	+	•	•	+					+			•	•	•	•		

FFV	FLUTE	FP	FTK	LSD	MI	NOO	OBRB	P	PTOWB	RDD	RFLUTE	RTK	RTK6	SCPDRW	SRT	TD	TKP	UDRW	URT	VR	VTK	WS	WTCD	WTKCUP
	•		•	•	•		•			+	•	•	•				•				•			

+Modifications with a plus sign (+) have exceptions. In the digital PDF, click on the code in the chart for details. See page E•1 for Modification Index.

Base Range Top, Two Drawer

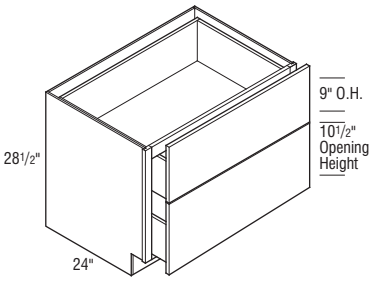

	C	D	F	H	I	J	K	L	M	O	P	Q
BRT2D2428.5	2238	2062	1886	1780	1746	1689	1654	1631	1578	1557	1471	1443
BRT2D2728.5	2819	2600	2380	2246	2201	2129	2085	2059	1989	1963	1856	1822
BRT2D3028.5	3102	2863	2623	2474	2424	2346	2297	2265	2193	2162	2045	2008
BRT2D3328.5	3180	2933	2687	2537	2484	2406	2355	2324	2246	2214	2098	2055
BRT2D3628.5	3248	2996	2744	2592	2539	2457	2407	2373	2294	2262	2141	2101

Door & Drawer Modifications - See page E•4.

A	FH	IBO	NBO	PEGS	SDRWS
		•	•	•	

End Panel Modifications - See page E•8.

BBS	DDE	F	FDE	FPE	IPE	RPE	SEBK
•	•	•	•	•	•	•	•

Custom Modifications - See page E•12.

ART	AS	BBKI	CBO	CCO	CD	CFNTO	CFRMO	CH	CHGDRW	CMAT	CND	CS1	CW	DRT	DRWSC	DRWTK	EX	EXO	EXU	FD	FDSRTBTM
		•	•	•	+	•	•	+					+			•	•	•	•		

FFV	FLUTE	FP	FTK	LSD	MI	NOO	OBRB	P	PTOWB	RDD	RFLUTE	RTK	RTK6	SCPDRW	SRT	TD	TKP	UDRW	URT	VR	VTK	WS	WTCD	WTKCUP
	•	•	•	•	•		•			+	•	•	•				•	•			•	•		

+Modifications with a plus sign (+) have exceptions. In the digital PDF, click on the code in the chart for details. See page E•1 for Modification Index.

Base Pots and Pans Pull-out

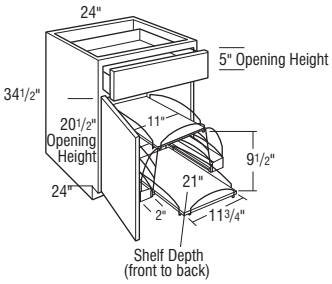

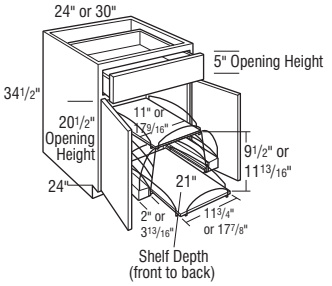

	C	D	F	H	I	J	K	L	M	O	P	Q
B24PPP L or R	2580	2419	2258	2160	2122	2072	2041	2014	1961	1941	1861	1830
B24PPP	3185	2937	2688	2539	2488	2408	2358	2326	2249	2218	2099	2059
B30PPP	4469	4120	3772	3559	3490	3376	3307	3261	3154	3112	2943	2887

- Full extension slide-out shelves pull out independently.
- Pull-out dimensions for 24" wide: 19 3/4" W x 22 1/4" D x 14 1/2" H.
- Pull-out dimensions for 30" wide: 25 1/2" W x 22 1/4" D x 14 13/16" H.
- 24" wide models in Non-Beaded and Beaded Inset only available with Finial Hinge.
- 30" wide model in Non-Beaded and Beaded Inset will use 24" pull out.
- Soft-close feature not available on pull-out.

Door & Drawer Modifications - See page E•4.

A	FH	IBO	NBO	PEGS	SDRWS
	•	•	•	•	•

End Panel Modifications - See page E•8.

BBS	DDE	F	FDE	FPE	IPE	RPE	SEBK
•	•	•		•	•	•	•

Custom Modifications - See page E•12.

ART	AS	BBKI	CBO	CCO	CD	CFNTO	CFRMO	CH	CHGDRW	CMAT	CND	CS1	CW	DRT	DRWSC	DRWTK	EX	EXO	EXU	FD	FDSRTBTM
		•	•	•	+	•	•	+	•		•		+		+	•	•	•	•		

FFV	FLUTE	FP	FTK	LSD	MI	NOO	OBRB	P	PTOWB	RDD	RFLUTE	RTK	RTK6	SCPDRW	SRT	TD	TKP	UDRW	URT	VR	VTK	WS	WTCD	WTKCUP
	•	•	•	•	•		•			+	•	•	•	•			•	•			•		•	

+Modifications with a plus sign (+) have exceptions. In the digital PDF, click on the code in the chart for details. See page E•1 for Modification Index.

Base Pots and Pans Storage

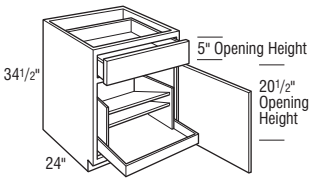

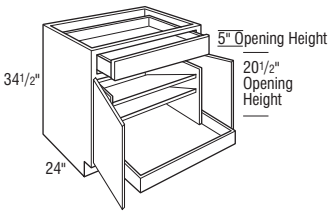

	C	D	F	H	I	J	K	L	M	O	P	Q
B24PS L or R	2966	2820	2675	2586	2557	2509	2485	2470	2418	2409	2331	2312
B24PS	3155	3000	2846	2751	2720	2669	2644	2628	2572	2563	2480	2460
B30PS	3438	3259	3080	2990	2953	2893	2860	2838	2780	2761	2663	2632
B36PS	3557	3372	3188	3088	3052	2990	2956	2927	2871	2846	2750	2712

Door & Drawer Modifications - See page E•4.

A	FH	IBO	NBO	PEGS	SDRWS
				•	•

End Panel Modifications - See page E•8.

BBS	DDE	F	FDE	FPE	IPE	RPE	SEBK
•	•	•		•		•	•

Custom Modifications - See page E•12.

ART	AS	BBKI	CBO	CCO	CD	CFNTO	CFRMO	CH	CHGDRW	CMAT	CND	CS1	CW	DRT	DRWSC	DRWTK	EX	EXO	EXU	FD	FDSRTBTM
		•	•	•	+	•	•	+	•		•		+	•	+	•	•	•	•		

FFV	FLUTE	FP	FTK	LSD	MI	NOO	OBRB	P	PTOWB	RDD	RFLUTE	RTK	RTK6	SCPDRW	SRT	TD	TKP	UDRW	URT	VR	VTK	WS	WTCD	WTKCUP
	•	•	•	•	•		•			+	•	•	•	•	•		•	•			•	+	•	

+Modifications with a plus sign (+) have exceptions. In the digital PDF, click on the code in the chart for details. See page E•1 for Modification Index.

Base with Roll Trays, Lid Organizer

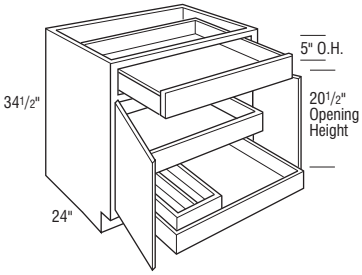

	C	D	F	H	I	J	K	L	M	O	P	Q
B30RTLO	3240	3063	2886	2794	2760	2699	2666	2644	2585	2568	2470	2439
B33RTLO	3297	3119	2941	2847	2810	2753	2714	2688	2631	2608	2511	2485
B36RTLO	3362	3179	2995	2895	2858	2794	2762	2733	2677	2652	2554	2518

- Lid Organizer dimensions: 7" W x 19" D x 4 3/8" H.

Door & Drawer Modifications - See page E•4.

A	FH	IBO	NBO	PEGS	SDRWS
	•	•	•	•	•

End Panel Modifications - See page E•8.

BBS	DDE	F	FDE	FPE	IPE	RPE	SEBK
•	•	•		•	•	•	•

Custom Modifications - See page E•12.

ART	AS	BBKI	CBO	CCO	CD	CFNTO	CFRMO	CH	CHGDRW	CMAT	CND	CS1	CW	DRT	DRWSC	DRWTK	EX	EXO	EXU	FD	FDSRTBTM
		•	•		+			+	•		•		+	•		•	•	•	•		

FFV	FLUTE	FP	FTK	LSD	MI	NOO	OBRB	P	PTOWB	RDD	RFLUTE	RTK	RTK6	SCPDRW	SRT	TD	TKP	UDRW	URT	VR	VTK	WS	WTCD	WTKCUP
	•	•	•	•	•		•			+	•	•	•	•	•		•	•			•		•	

+Modifications with a plus sign (+) have exceptions. In the digital PDF, click on the code in the chart for details. See page E•1 for Modification Index.

Base Cooking Center with Breadboard

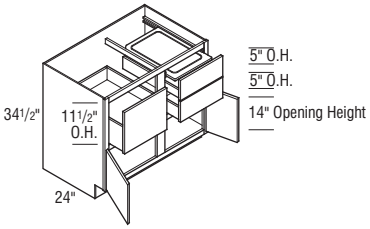

Right Shown

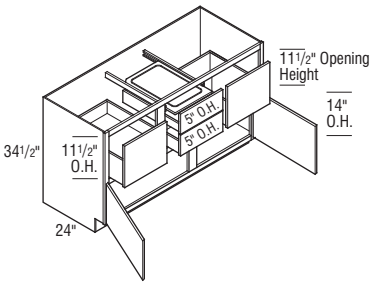

	C	D	F	H	I	J	K	L	M	O	P	Q
BCKG30BB L or R	3774	3478	3181	3020	2955	2860	2806	2760	2668	2634	2477	2433
BCKG36BB L or R	4105	3787	3469	3280	3218	3115	3051	3002	2903	2866	2703	2649
BCKG42BB L or R	4493	4142	3790	3596	3528	3413	3345	3296	3182	3140	2952	2895
BCKG48BB	5173	4762	4351	4134	4056	3912	3847	3784	3653	3613	3394	3330

- One cutlery divider included.
- On 30"-42" wide cabinets, L or R must be specified to denote Breadboard location.

Door & Drawer Modifications - See page E•4.

A	FH	IBO	NBO	PEGS	SDRWS
	•	•	•	•	

End Panel Modifications - See page E•8.

BBS	DDE	F	FDE	FPE	IPE	RPE	SEBK
•	•	•	+	•	•	•	•

Custom Modifications - See page E•12.

ART	AS	BBKI	CBO	CCO	CD	CFNTO	CFRMO	CH	CHGDRW	CMAT	CND	CS1	CW	DRT	DRWSC	DRWTK	EX	EXO	EXU	FD	FDSRTBTM
		•	•		+	•	•	+			•		+			+	•	•	•		

FFV	FLUTE	FP	FTK	LSD	MI	NOO	OBRB	P	PTOWB	RDD	RFLUTE	RTK	RTK6	SCPDRW	SRT	TD	TKP	UDRW	URT	VR	VTK	WS	WTCD	WTKCUP
	•		•	•	•		•				•	•	•			•	•				•			

+Modifications with a plus sign (+) have exceptions. In the digital PDF, click on the code in the chart for details. See page E•1 for Modification Index.

Sink Base

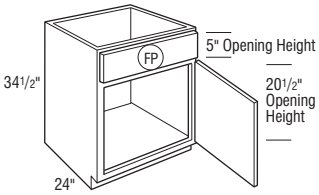

FP False Panel

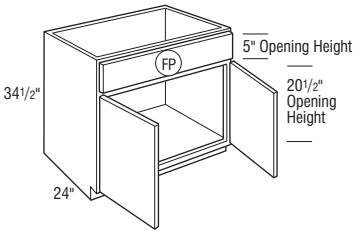

FP False Panel

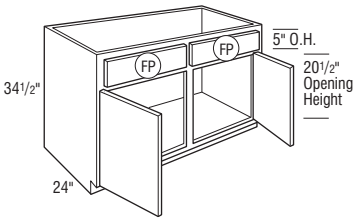

FP False Panel

		C	D	F	H	I	J	K	L	M	O	P	Q
SB18 L or R		1403	1303	1202	1149	1123	1091	1070	1060	1021	1010	953	934
SB21 L or R		1444	1344	1244	1177	1156	1118	1099	1089	1046	1040	983	967
SB24 L or R		1490	1379	1268	1203	1180	1148	1127	1107	1075	1061	1006	983
SB24		1844	1712	1581	1484	1463	1411	1394	1374	1325	1313	1251	1228
SB27		1989	1838	1687	1620	1586	1536	1504	1482	1441	1417	1334	1307
SB30		2116	1957	1798	1707	1673	1624	1589	1567	1519	1499	1417	1390
SB33		2169	2009	1849	1756	1723	1668	1635	1613	1565	1539	1462	1427
SB36		2211	2044	1877	1800	1766	1709	1678	1653	1599	1580	1481	1457
SB39		2271	2100	1929	1830	1800	1737	1708	1682	1628	1603	1519	1491
SB42		2316	2140	1964	1875	1839	1779	1748	1719	1665	1645	1550	1519
SB45		2432	2251	2071	1966	1932	1868	1829	1807	1751	1725	1631	1597
SB48		2542	2353	2164	2054	2014	1948	1910	1888	1823	1805	1702	1668

- Touch-up kit (TUK) and Cabinet Adjustment Guide included. Excludes Brushed Finishes.

Door & Drawer Modifications - See page E•4.

A	FH	IBO	NBO	PEGS	SDRWS
	•	•	•	•	+

End Panel Modifications - See page E•8.

BBS	DDE	F	FDE	FPE	IPE	RPE	SEBK
•	•	•	•	•	•	•	•

Custom Modifications - See page E•12.

ART	AS	BBKI	CBO	CCO	CD	CFNTO	CFRMO	CH	CHGDRW	CMAT	CND	CS1	CW	DRT	DRWSC	DRWTK	EX	EXO	EXU	FD	FDSRTBTM
•		•	•	•	+	•	•	+		+	•	+	+			+	•	•	•		

FFV	FLUTE	FP	FTK	LSD	MI	NOO	OBRB	P	PTOWB	RDD	RFLUTE	RTK	RTK6	SCPDRW	SRT	TD	TKP	UDRW	URT	VR	VTK	WS	WTCD	WTKCUP
	+		•	•	•		•	•			+	•	+			•	•		+	+	•	•		

+Modifications with a plus sign (+) have exceptions. In the digital PDF, click on the code in the chart for details. See page E•1 for Modification Index.

Sink Base with Tip-out Tray

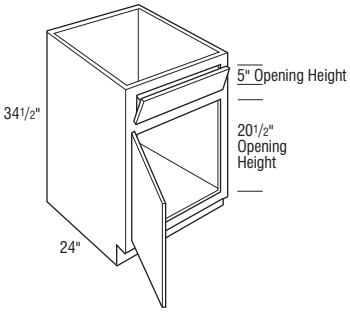

SB18TO L or R		1503	1392	1281	1219	1195	1165	1136	1122	1091	1073	1017	998
SB21TO L or R		1543	1428	1313	1256	1230	1193	1166	1156	1118	1104	1043	1475
SB24TO L or R		1581	1469	1357	1282	1263	1221	1195	1180	1148	1130	1075	1060

- One drawer front with one 1 11/16" deep stainless steel tip-out tray attached.
- Touch-up kit (TUK) and Cabinet Adjustment Guide included. Excludes Brushed Finishes.

Door & Drawer Modifications - See page E•4.

A	FH	IBO	NBO	PEGS	SDRWS
	•	•	•	•	+

End Panel Modifications - See page E•8.

BBS	DDE	F	FDE	FPE	IPE	RPE	SEBK
•	•	•	•	•	•	•	•

Custom Modifications - See page E•12.

ART	AS	BBKI	CBO	CCO	CD	CFNTO	CFRMO	CH	CHGDRW	CMAT	CND	CS1	CW	DRT	DRWSC	DRWTK	EX	EXO	EXU	FD	FDSRTBTM
•		•	•	•	+	•	•	+			•		+			•	•	•	•		

FFV	FLUTE	FP	FTK	LSD	MI	NOO	OBRB	P	PTOWB	RDD	RFLUTE	RTK	RTK6	SCPDRW	SRT	TD	TKP	UDRW	URT	VR	VTK	WS	WTCD	WTKCUP
	•		•	•	•		•	•			•	•	+			•	•		+	•	•	•		

+Modifications with a plus sign (+) have exceptions. In the digital PDF, click on the code in the chart for details. See page E•1 for Modification Index.

Sink Base with Tip-out Tray

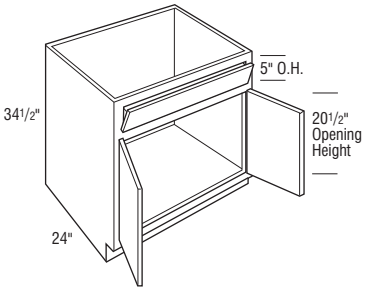

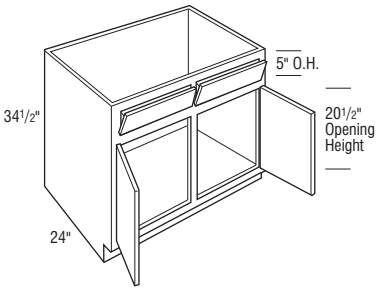

	C	D	F	H	I	J	K	L	M	O	P	Q
SB24TO	1953	1808	1662	1570	1539	1491	1473	1457	1399	1392	1312	1289
SB27TO	2056	1903	1749	1665	1635	1585	1551	1529	1482	1465	1381	1357
SB30TO	2300	2129	1958	1856	1821	1766	1725	1708	1652	1633	1547	1516
SB33TO	2350	2175	2000	1900	1861	1805	1771	1749	1688	1670	1578	1550
SB36TO	2423	2238	2053	1948	1914	1852	1818	1798	1730	1717	1616	1586
SB39TO	2481	2289	2098	1990	1948	1888	1851	1821	1768	1743	1652	1621
SB42TO	2540	2343	2146	2024	1984	1920	1882	1855	1794	1771	1673	1642
SB45TO	2668	2462	2256	2128	2085	2019	1976	1948	1885	1861	1757	1725
SB48TO	2760	2545	2330	2201	2155	2085	2042	2016	1947	1922	1819	1783

- Touch-up kit (TUK) and Cabinet Adjustment Guide included. Excludes Brushed Finishes.
- 1 11/16" deep stainless Tip-out Trays attached to each drawer front.

Door & Drawer Modifications - See page E•4.

A	FH	IBO	NBO	PEGS	SDRWS
	•	•	•	•	+

End Panel Modifications - See page E•8.

BBS	DDE	F	FDE	FPE	IPE	RPE	SEBK
•	•	•	•	•	•	•	•

Custom Modifications - See page E•12.

ART	AS	BBKI	CBO	CCO	CD	CFNTO	CFRMO	CH	CHGDRW	CMAT	CND	CS1	CW	DRT	DRWSC	DRWTK	EX	EXO	EXU	FD	FDSRTBTM
•		•	•	•	+	•	•	+		+	•	+	+			+	•	•	•		

FFV	FLUTE	FP	FTK	LSD	MI	NOO	OBRB	P	PTOWB	RDD	RFLUTE	RTK	RTK6	SCPDRW	SRT	TD	TKP	UDRW	URT	VR	VTK	WS	WTCD	WTKCUP
	•		•	•	•		•	•			•	•	•			•	•		+	+	•	+		

+Modifications with a plus sign (+) have exceptions. In the digital PDF, click on the code in the chart for details. See page E•1 for Modification Index.

Sink Base SuperCabinet™

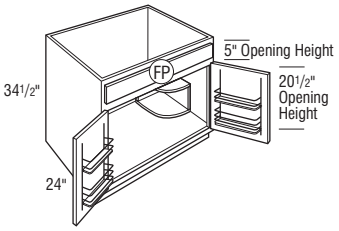

FP **False Panel**

	C	D	F	H	I	J	K	L	M	O	P	Q
SBSC30	2850	2691	2532	2445	2409	2358	2325	2300	2253	2234	2152	2122
SBSC33	2899	2741	2583	2490	2458	2406	2370	2345	2298	2277	2194	2164
SBSC36	2949	2780	2611	2536	2501	2447	2412	2389	2337	2314	2214	2192

- Quarter Round Reversible Shelf for left or right applications included except when selected with CabMat™ modification.
- Basket size on 30" and 33" door is 11 1/2" W x 20 1/2" H x 3 1/2" D.
- Basket size on 36" door is 14 1/2" W x 20 1/2" H x 3 1/2" D.
- Touch-up kit (TUK) and Cabinet Adjustment Guide included. Excludes Brushed Finishes.
- Door includes a two-tiered non-adjustable chrome rack with wood bottoms.

Door & Drawer Modifications - See page E•4.

A	FH	IBO	NBO	PEGS	SDRWS
				•	•

End Panel Modifications - See page E•8.

BBS	DDE	F	FDE	FPE	IPE	RPE	SEBK
•	•	•	•	•		•	•

Custom Modifications - See page E•12.

ART	AS	BBKI	CBO	CCO	CD	CFNTO	CFRMO	CH	CHGDRW	CMAT	CND	CS1	CW	DRT	DRWSC	DRWTK	EX	EXO	EXU	FD	FDSRTBTM
		•	•	•	+	•	•	+		•	•		+			•	•	•	•		

FFV	FLUTE	FP	FTK	LSD	MI	NOO	OBRB	P	PTOWB	RDD	RFLUTE	RTK	RTK6	SCPDRW	SRT	TD	TKP	UDRW	URT	VR	VTK	WS	WTCD	WTKCUP
	•		•	•	•		•				•	•	•				•			•	•	+		

+Modifications with a plus sign (+) have exceptions. In the digital PDF, click on the code in the chart for details. See page E•1 for Modification Index.

Sink Base SuperCabinet™ with Tip-out Tray

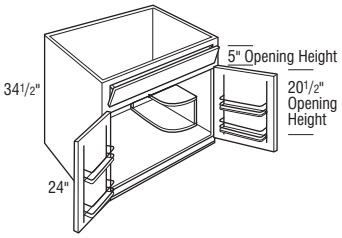

	C	D	F	H	I	J	K	L	M	O	P	Q
SBSC30TO	3037	2865	2692	2591	2557	2501	2461	2446	2387	2367	2283	2250
SBSC33TO	3087	2911	2735	2636	2596	2540	2505	2483	2420	2407	2313	2286
SBSC36TO	3153	2970	2788	2684	2648	2587	2552	2532	2467	2454	2348	2323

- One drawer front with one 1 11/16" deep stainless steel tip-out tray attached.
- Quarter Round Reversible Shelf for left or right applications included except when selected with CabMat™ modification.
- Basket size on 36" door is 14 1/2" W x 20 1/2" H x 3 1/2" D.
- Basket size on 30" and 33" door is 11 1/2" W x 20 1/2" H x 3 1/2" D.
- Touch-up kit (TUK) and Cabinet Adjustment Guide included. Excludes Brushed Finishes.
- Door includes a two-tiered non-adjustable chrome rack with wood bottoms.

Door & Drawer Modifications - See page E•4.

A	FH	IBO	NBO	PEGS	SDRWS
				•	

End Panel Modifications - See page E•8.

BBS	DDE	F	FDE	FPE	IPE	RPE	SEBK
•	•	•	•	•		•	•

Custom Modifications - See page E•12.

ART	AS	BBKI	CBO	CCO	CD	CFNTO	CFRMO	CH	CHGDRW	CMAT	CND	CS1	CW	DRT	DRWSC	DRWTK	EX	EXO	EXU	FD	FDSRTBTM
		•	•	•	+	•	•	+		•	•		+			•	•	•	•		

FFV	FLUTE	FP	FTK	LSD	MI	NOO	OBRB	P	PTOWB	RDD	RFLUTE	RTK	RTK6	SCPDRW	SRT	TD	TKP	UDRW	URT	VR	VTK	WS	WTCD	WTKCUP
	•		•	•	•		•				•	•	•				•			•	•	+		

+Modifications with a plus sign (+) have exceptions. In the digital PDF, click on the code in the chart for details. See page E•1 for Modification Index.

Sink Base Inverted

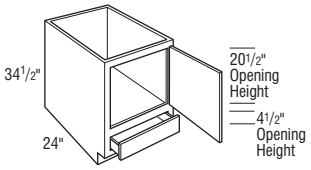

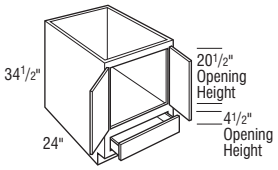

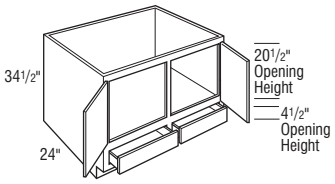

	C	D	F	H	I	J	K	L	M	O	P	Q
SBIV24 L or R	1746	1629	1511	1449	1420	1382	1357	1343	1302	1292	1220	1197
SBIV24	2149	1995	1840	1744	1714	1663	1640	1622	1566	1556	1475	1456
SBIV27	2367	2193	2020	1928	1892	1837	1806	1780	1732	1704	1616	1588
SBIV30	2434	2254	2073	1985	1948	1887	1855	1833	1774	1755	1658	1626
SBIV33	2487	2307	2128	2036	1997	1939	1903	1876	1820	1798	1698	1675
SBIV36	2553	2368	2183	2085	2048	1985	1953	1922	1866	1840	1743	1707
SBIV39	2592	2406	2220	2123	2085	2018	1985	1957	1899	1873	1768	1740
SBIV42	2665	2474	2284	2176	2132	2070	2036	2004	1947	1921	1819	1788
SBIV45	2809	2603	2397	2287	2240	2176	2132	2105	2042	2015	1909	1874
SBIV48	2917	2703	2489	2376	2334	2257	2212	2185	2123	2095	1984	1948

- Touch-up kit (TUK) and Cabinet Adjustment Guide included. Excludes Brushed Finishes.
- Drawer is below full cabinet floor.
- Plumbing going through floor will interfere with drawer operation, 2 3/4" clearance from back of drawer to interior back of cabinet.
- Non-Beaded and Beaded Inset will utilize slab drawers.

Door & Drawer Modifications - See page E•4.

A	FH	IBO	NBO	PEGS	SDRWS
	•	•	•	•	+

End Panel Modifications - See page E•8.

BBS	DDE	F	FDE	FPE	IPE	RPE	SEBK
•	•	•	•	•	•	•	•

Custom Modifications - See page E•12.

ART	AS	BBKI	CBO	CCO	CD	CFNTO	CFRMO	CH	CHGDRW	CMAT	CND	CS1	CW	DRT	DRWSC	DRWTK	EX	EXO	EXU	FD	FDSRTBTM
•		•	•	•	+	•	•	+		+	•	+	+			+	•	•	•		•

FFV	FLUTE	FP	FTK	LSD	MI	NOO	OBRB	P	PTOWB	RDD	RFLUTE	RTK	RTK6	SCPDRW	SRT	TD	TKP	UDRW	URT	VR	VTK	WS	WTCD	WTKCUP
	•	•	•	•	•		•	•		+	•	•	•	•		•	•	+		+	•	•		

+Modifications with a plus sign (+) have exceptions. In the digital PDF, click on the code in the chart for details. See page E•1 for Modification Index.

Sink Base with Tall Apron

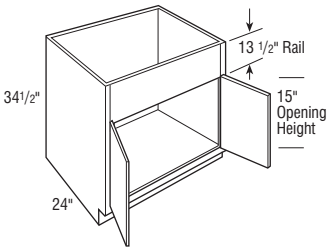

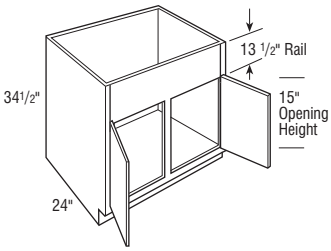

	C	D	F	H	I	J	K	L	M	O	P	Q
SBTA30	2482	2324	2166	2068	2035	1987	1950	1929	1878	1866	1777	1751
SBTA33	2545	2382	2220	2122	2091	2038	2009	1981	1935	1919	1821	1798
SBTA36	2605	2440	2276	2184	2150	2097	2065	2037	1989	1971	1866	1839
SBTA39	2710	2538	2365	2269	2234	2175	2147	2118	2068	2051	1939	1911
SBTA42	2729	2557	2384	2290	2251	2196	2162	2131	2082	2069	1957	1928
SBTA45	2961	2774	2587	2482	2445	2383	2344	2317	2259	2243	2120	2090
SBTA48	2997	2804	2612	2509	2470	2409	2370	2341	2285	2264	2146	2111

- Top rail can be trimmed up to 12".
- Touch-up kit (TUK) and Cabinet Adjustment Guide included. Excludes Brushed Finishes.
- Top rail dimension can be specified from 3" to 13 1/4" in 1/4" increments at no charge.

Door & Drawer Modifications - See page E•4.

A	FH	IBO	NBO	PEGS	SDRWS
	•	+	•	•	

End Panel Modifications - See page E•8.

BBS	DDE	F	FDE	FPE	IPE	RPE	SEBK
•	•	•		•	•	•	•

Custom Modifications - See page E•12.

ART	AS	BBKI	CBO	CCO	CD	CFNTO	CFRMO	CH	CHGDRW	CMAT	CND	CS1	CW	DRT	DRWSC	DRWTK	EX	EXO	EXU	FD	FDSRTBTM
•		•	•	•	+	•	•	+		+	•	+	+			+	•	•			

FFV	FLUTE	FP	FTK	LSD	MI	NOO	OBRB	P	PTOWB	RDD	RFLUTE	RTK	RTK6	SCPDRW	SRT	TD	TKP	UDRW	URT	VR	VTK	WS	WTCD	WTKCUP
	•		•	•	•		•				•	•	•			•	•		+		•	•		

+Modifications with a plus sign (+) have exceptions. In the digital PDF, click on the code in the chart for details. See page E•1 for Modification Index.

Sink Base Diagonal

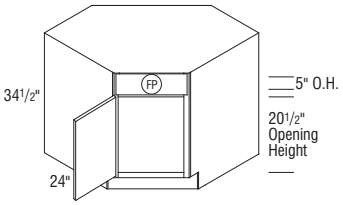

FP **False Panel**

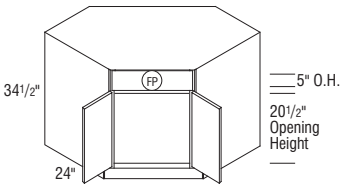

	C	D	F	H	I	J	K	L	M	O	P	Q
SBD36 L or R	3566	3293	3020	2860	2806	2713	2662	2626	2538	2507	2369	2321
SBD39 L or R	3731	3447	3164	2999	2942	2846	2791	2755	2658	2629	2482	2429
SBD42	3919	3618	3316	3143	3083	2986	2930	2887	2788	2757	2602	2547

- All Full Overlay doors have 1/2" overlay hinge standard.
- Touch-up kit (TUK) and Cabinet Adjustment Guide included. Excludes Brushed Finishes.
- For sufficient dishwasher door clearance and loading/unloading space, a 15" wide base cabinet is recommended for use between a corner sink base and dishwasher.

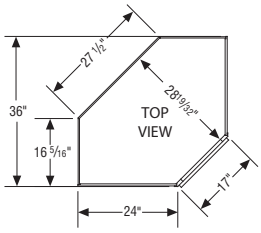

36" Shown

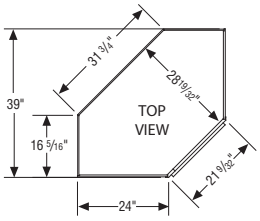

39" Shown

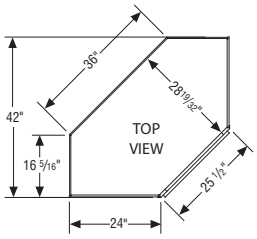

42" Shown

Door & Drawer Modifications - See page E•4.

A	FH	IBO	NBO	PEGS	SDRWS
	•	•	•	•	

End Panel Modifications - See page E•8.

BBS	DDE	F	FDE	FPE	IPE	RPE	SEBK
•	•	•		•			

Custom Modifications - See page E•12.

ART	AS	BBKI	CBO	CCO	CD	CFNTO	CFRMO	CH	CHGDRW	CMAT	CND	CS1	CW	DRT	DRWSC	DRWTK	EX	EXO	EXU	FD	FDSRTBTM
			•	•	+	•	•	+			•		+						•		

FFV	FLUTE	FP	FTK	LSD	MI	NOO	OBRB	P	PTOWB	RDD	RFLUTE	RTK	RTK6	SCPDRW	SRT	TD	TKP	UDRW	URT	VR	VTK	WS	WTCD	WTKCUP
			•	•	•		•										•				•			

+Modifications with a plus sign (+) have exceptions. In the digital PDF, click on the code in the chart for details. See page E•1 for Modification Index.

Sink Base Diagonal with Full Height Door

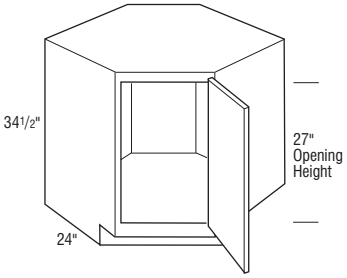

	C	D	F	H	I	J	K	L	M	O	P	Q
SBD36FH L or R	3320	3056	2793	2648	2597	2507	2461	2423	2341	2309	2180	2130

- All Full Overlay doors have 1/2" overlay hinge standard.

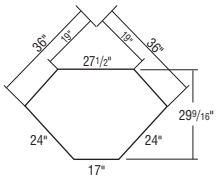

Door & Drawer Modifications - See page E•4.

A	FH	IBO	NBO	PEGS	SDRWS
		•	•	•	

End Panel Modifications - See page E•8.

BBS	DDE	F	FDE	FPE	IPE	RPE	SEBK
•	•	•		•	•	•	•

Custom Modifications - See page E•12.

ART	AS	BBKI	CBO	CCO	CD	CFNTO	CFRMO	CH	CHGDRW	CMAT	CND	CSI	CW	DRT	DRWSC	DRWTK	EX	EXO	EXU	FD	FDSRTBTM
			•	•	+	•	•	+			•		+						•		

FFV	FLUTE	FP	FTK	LSD	MI	NOO	OBRB	P	PTOWB	RDD	RFLUTE	RTK	RTK6	SCPDRW	SRT	TD	TKP	UDRW	URT	VR	VTK	WS	WTCD	WTKCUP
			•	•	•												•			•	•			

+Modifications with a plus sign (+) have exceptions. In the digital PDF, click on the code in the chart for details. See page E•1 for Modification Index.

Sink Base Diagonal with Tip-out Tray

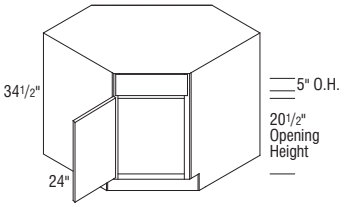

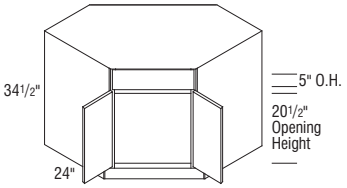

	C	D	F	H	I	J	K	L	M	O	P	Q
SBD36TO L or R	3734	3460	3185	3028	2976	2885	2835	2792	2705	2678	2539	2489
SBD39TO L or R	3904	3619	3333	3170	3112	3018	2964	2923	2831	2798	2651	2601
SBD42TO	4087	3787	3487	3313	3252	3154	3096	3056	2955	2925	2773	2720

- On the 36" wide, all Full Overlay doors have 1/2" overlay hinge standard.
- One drawer front with one 1 11/16" deep stainless steel tip-out tray attached.
- Touch-up kit (TUK) and Cabinet Adjustment Guide included. Excludes Brushed Finishes.
- For sufficient dishwasher door clearance and loading/unloading space, a 15" wide base cabinet is recommended for use between a corner sink base and dishwasher.

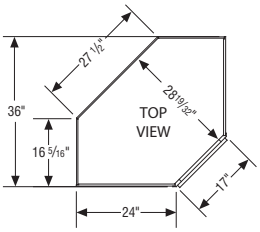

36" Shown

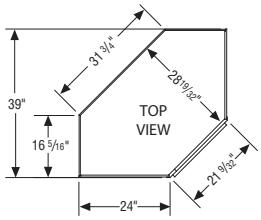

39" Shown

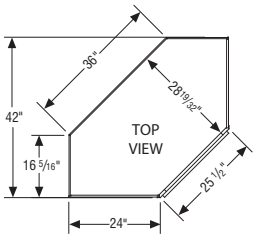

42" Shown

Door & Drawer Modifications - See page E•4.

A	FH	IBO	NBO	PEGS	SDRWS
	•	•	•	•	

End Panel Modifications - See page E•8.

BBS	DDE	F	FDE	FPE	IPE	RPE	SEBK
•	•	•		•			

Custom Modifications - See page E•12.

ART	AS	BBKI	CBO	CCO	CD	CFNTO	CFRMO	CH	CHGDRW	CMAT	CND	CSI	CW	DRT	DRWSC	DRWTK	EX	EXO	EXU	FD	FDSRTBTM
			•	•	+	•	•	+			•		+								

FFV	FLUTE	FP	FTK	LSD	MI	NOO	OBRB	P	PTOWB	RDD	RFLUTE	RTK	RTK6	SCPDRW	SRT	TD	TKP	UDRW	URT	VR	VTK	WS	WTCD	WTKCUP
			•	•	•		•									•			•					

+Modifications with a plus sign (+) have exceptions. In the digital PDF, click on the code in the chart for details. See page E•1 for Modification Index.

Sink Base Diagonal Front Only

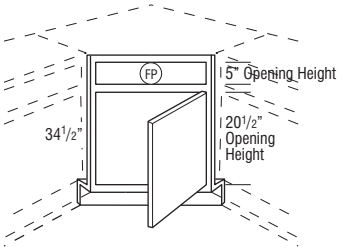

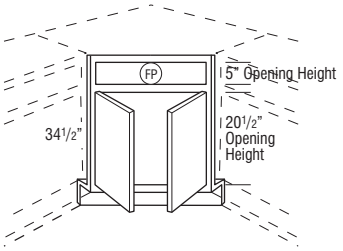

FP False Panel

Max. Sink Widths if cut-out is 4" back from face of front frame

	C	D	F	H	I	J	K	L	M	O	P	Q
SBD36FRT L or R	1630	1505	1381	1312	1284	1248	1225	1210	1169	1161	1091	1072
SBD39FRT L or R	1688	1564	1439	1381	1347	1310	1284	1273	1226	1219	1141	1120
SBD42FRT	1780	1649	1518	1444	1420	1381	1344	1333	1290	1276	1195	1172

- All Full Overlay doors have 1/2" overlay hinge standard.
- Edges beveled at 45°.
- Sink Base Diagonal Bottom Panel Only required for field installation. Order separately. See next item.
- Toekick and toekick retainer shipped unattached from the face frame.
- For sufficient dishwasher door clearance and loading/unloading space, a 15" wide base cabinet is recommended for use between a corner sink base and dishwasher.
- Touch-up kit (TUK) and Cabinet Adjustment Guide included. Excludes Brushed Finishes.

Model	Wall Width	Frame	Maximum Sink Width	Maximum Sink Depth
SBD36FRT L or R	36" x 36"	17"	25 3/4"	27 11/32"
SBD39FRT L or R	39" x 39"	21 1/4"	30"	27 11/32"
SBD42FRT	42" x 42"	25 1/2"	34 1/4"	27 11/32"

Door & Drawer Modifications - See page E•4.

A	FH	IBO	NBO	PEGS	SDRWS
	•	•	•	•	+

End Panel Modifications - See page E•8.

BBS	DDE	F	FDE	FPE	IPE	RPE	SEBK

Custom Modifications - See page E•12.

ART	AS	BBKI	CBO	CCO	CD	CFNTO	CFRMO	CH	CHGDRW	CMAT	CND	CS1	CW	DRT	DRWSC	DRWTK	EX	EXO	EXU	FD	FDSRTBTM
					+		•	+			•	+	+						•		

FFV	FLUTE	FP	FTK	LSD	MI	NOO	OBRB	P	PTOWB	RDD	RFLUTE	RTK	RTK6	SCPDRW	SRT	TD	TKP	UDRW	URT	VR	VTK	WS	WTCD	WTKCUP
			•	•			•																	

+Modifications with a plus sign (+) have exceptions. In the digital PDF, click on the code in the chart for details. See page E•1 for Modification Index.

Sink Base Diagonal Bottom Panel Only

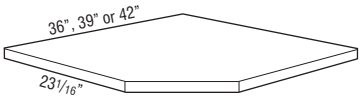

SBDBPNL36	149	149	149	149	149	149	149	149	149	149	149	149
SBDBPNL39	167	167	167	167	167	167	167	167	167	167	167	167
SBDBPNL42	178	178	178	178	178	178	178	178	178	178	178	178

- Designed for use with Sink Base Diagonal Front Only.
- Cabinet bottom is sized for use next to an adjacent wall or cabinet with flush ends.
- 3/8" thick.
- Trimmable.

Modifications Are Not Available

Base Range Drop-in, Two Drawers

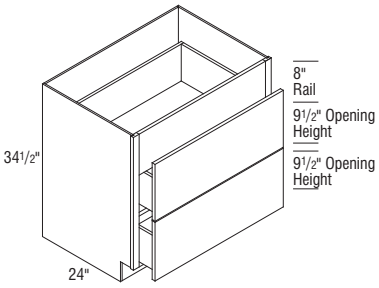

BRD2D30	3890	3587	3285	3101	3039	2942	2882	2841	2747	2710	2565	2514
BRD2D36	4067	3750	3433	3242	3176	3076	3009	2969	2871	2834	2679	2628

- 8" panel can be trimmed up to 6 1/2".

Door & Drawer Modifications - See page E•4.

A	FH	IBO	NBO	PEGS	SDRWS
		•	•	•	

End Panel Modifications - See page E•8.

BBS	DDE	F	FDE	FPE	IPE	RPE	SEBK
•	•	•		•	•	•	•

Custom Modifications - See page E•12.

ART	AS	BBKI	CBO	CCO	CD	CFNTO	CFRMO	CH	CHGDRW	CMAT	CND	CS1	CW	DRT	DRWSC	DRWTK	EX	EXO	EXU	FD	FDSRTBTM
		•	•	•	+	•	•	+					+			•	•	•	•		

FFV	FLUTE	FP	FTK	LSD	MI	NOO	OBRB	P	PTOWB	RDD	RFLUTE	RTK	RTK6	SCPDRW	SRT	TD	TKP	UDRW	URT	VR	VTK	WS	WTCD	WTKCUP
	•		•	•	•		•				•	•	•				•	•			•	•		

+Modifications with a plus sign (+) have exceptions. In the digital PDF, click on the code in the chart for details. See page E•1 for Modification Index.

Base Range Drop-in, Two Reduced Drawers

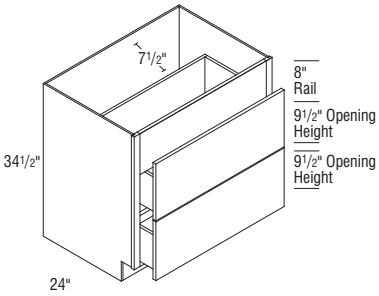

	C	D	F	H	I	J	K	L	M	O	P	Q
BRD2RD30	3890	3587	3285	3101	3039	2942	2882	2841	2747	2710	2565	2514
BRD2RD36	4067	3750	3433	3242	3176	3076	3009	2969	2871	2834	2679	2628

- 8" panel can be trimmed up to 6 1/2".
- Drawers are reduced 6" to allow for proper range installation. Clearance dimension is 7 1/2".

Door & Drawer Modifications - See page E•4.

A	FH	IBO	NBO	PEGS	SDRWS
		•	•	•	

End Panel Modifications - See page E•8.

BBS	DDE	F	FDE	FPE	IPE	RPE	SEBK
•	•	•		•			•

Custom Modifications - See page E•12.

ART	AS	BBKI	CBO	CCO	CD	CFNTO	CFRMO	CH	CHGDRW	CMAT	CND	CS1	CW	DRT	DRWSC	DRWTK	EX	EXO	EXU	FD	FDSRTBTM
		•	•	•	+	•	•	+					+			•	•	•	•		

FFV	FLUTE	FP	FTK	LSD	MI	NOO	OBRB	P	PTOWB	RDD	RFLUTE	RTK	RTK6	SCPDRW	SRT	TD	TKP	UDRW	URT	VR	VTK	WS	WTCD	WTKCUP
	•		•	•	•		•				•	•	•				•				•			

+Modifications with a plus sign (+) have exceptions. In the digital PDF, click on the code in the chart for details. See page E•1 for Modification Index.

Base Range Drop-in

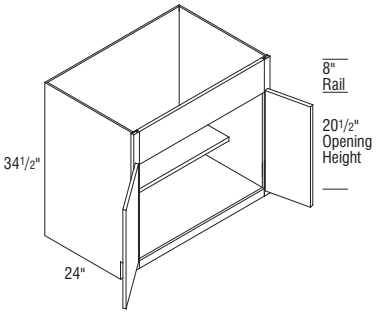

	C	D	F	H	I	J	K	L	M	O	P	Q
BRD30	2475	2276	2076	1978	1939	1872	1838	1811	1748	1726	1621	1586
BRD33	2541	2340	2138	2034	1993	1925	1890	1861	1798	1773	1666	1630
BRD36	2607	2404	2200	2090	2046	1978	1941	1911	1848	1819	1710	1673
BRD39	2680	2471	2261	2142	2100	2029	1989	1962	1894	1868	1761	1722
BRD42	2752	2537	2321	2194	2153	2080	2037	2012	1940	1917	1811	1771
BRD45	2874	2649	2425	2298	2255	2177	2137	2104	2036	2008	1892	1850
BRD48	2986	2750	2513	2396	2354	2270	2228	2194	2119	2092	1959	1924

- 8" panel can be trimmed up to 6 1/2".

Door & Drawer Modifications - See page E•4.

A	FH	IBO	NBO	PEGS	SDRWS
	•	•	•	•	

End Panel Modifications - See page E•8.

BBS	DDE	F	FDE	FPE	IPE	RPE	SEBK
•	•	•	•	•	•	•	•

Custom Modifications - See page E•12.

ART	AS	BBKI	CBO	CCO	CD	CFNTO	CFRMO	CH	CHGDRW	CMAT	CND	CS1	CW	DRT	DRWSC	DRWTK	EX	EXO	EXU	FD	FDSRTBTM
•		•	•	•	+	•	•	+			•	•	+			+	•	•	•	•	

FFV	FLUTE	FP	FTK	LSD	MI	NOO	OBRB	P	PTOWB	RDD	RFLUTE	RTK	RTK6	SCPDRW	SRT	TD	TKP	UDRW	URT	VR	VTK	WS	WTCD	WTKCUP
	•		•	•	•		•				•	•	•			•	•			•	•	•		

+Modifications with a plus sign (+) have exceptions. In the digital PDF, click on the code in the chart for details. See page E•1 for Modification Index.

Base Range Drop-in Platform

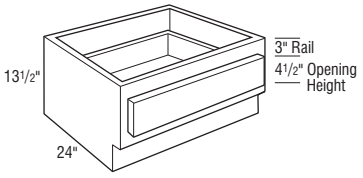

	C	D	F	H	I	J	K	L	M	O	P	Q
BRDP24	1589	1463	1336	1263	1236	1197	1173	1158	1118	1103	1042	1018
BRDP27	1626	1496	1366	1289	1267	1226	1198	1185	1142	1130	1065	1042
BRDP30	1648	1519	1390	1313	1284	1247	1220	1204	1164	1148	1085	1060
BRDP33	1670	1540	1410	1333	1307	1267	1238	1223	1180	1165	1099	1075
BRDP36	1717	1586	1455	1370	1344	1305	1275	1261	1215	1198	1132	1107

Door & Drawer Modifications - See page E•4.

A	FH	IBO	NBO	PEGS	SDRWS
		•	•	•	•

End Panel Modifications - See page E•8.

BBS	DDE	F	FDE	FPE	IPE	RPE	SEBK
•	•	•		•	•	•	•

Custom Modifications - See page E•12.

ART	AS	BBKI	CBO	CCO	CD	CFNTO	CFRMO	CH	CHGDRW	CMAT	CND	CS1	CW	DRT	DRWSC	DRWTK	EX	EXO	EXU	FD	FDSRTBTM
	•	•	•	+	•	•	+					+				•	•	•			

FFV	FLUTE	FP	FTK	LSD	MI	NOO	OBRB	P	PTOWB	RDD	RFLUTE	RTK	RTK6	SCPDRW	SRT	TD	TKP	UDRW	URT	VR	VTK	WS	WTCD	WTKCUP
	•		•	•	•		•				•	•	•				•				•	•		

+Modifications with a plus sign (+) have exceptions. In the digital PDF, click on the code in the chart for details. See page E•1 for Modification Index.

Sink Base Blind Cabinets

- SBB's use the wall space the nomenclature implies.
- Remember to use 3" filler on adjoining cabinets.
- The adjoining run of cabinets will cover the void.
- The L or R in the cabinet nomenclature indicates the location of the void to ensure clearance.
- It is not recommended to place SBB cabinets next to appliances where any face component is deeper than 27".

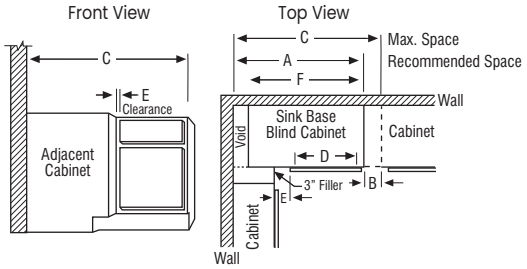

Model	A Recommended Space	B Max. Pull*	C Max. Space	D Face Frame Opening	E* Full Overlay At Min.**	E* Full Overlay At Max.	F Actual Cabinet
SBB51	51"	4 1/2"	55 1/2"	21"	3 1/4"	7 3/4"	48"
SBB54	54"	4 1/2"	58 1/2"	24"	3 1/4"	7 3/4"	51"
SBB57	57"	4 1/2"	61 1/2"	27"	3 1/4"	7 3/4"	54"
SBB60	60"	4 1/2"	64 1/2"	30"	3 1/4"	7 3/4"	57"
SBB63	63"	4 1/2"	67 1/2"	33"	3 1/4"	7 3/4"	60"

*Minimum/maximum space between inside edge of door and face of filler/adjoining cabinet. If cabinet is pulled to maximum stated dimension, filler will need to be cleated for proper attachment.
**When using hardware on cabinet doors/drawers, additional clearance may be needed.

Sink Base Blind

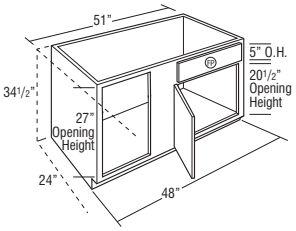

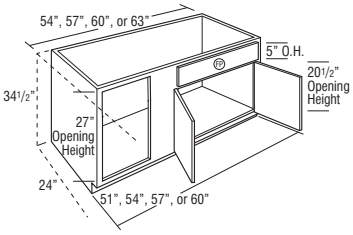

SBB51 L or R		2122	1956	1789	1706	1669	1614	1582	1558	1507	1487	1394	1366
SBB54 L or R		2440	2249	2057	1962	1919	1856	1819	1792	1733	1710	1603	1571
SBB57 L or R		2489	2294	2098	2001	1957	1893	1855	1828	1768	1744	1635	1602
SBB60 L or R		2539	2340	2140	2041	1996	1931	1892	1865	1803	1779	1668	1634
SBB63 L or R		2590	2387	2183	2082	2036	1970	1930	1902	1839	1815	1701	1667

- SBB51 door will be hinged on same side as blind section.
- L or R denotes blind location.
- On void side, do not install next to an appliance deeper than standard cabinet depth due to clearance needed for the door and drawer.
- Touch-up kit (TUK) and Cabinet Adjustment Guide included. Excludes Brushed Finishes.

Door & Drawer Modifications - See page E•4.

A	FH	IBO	NBO	PEGS	SDRWS
	•	•	•	•	

End Panel Modifications - See page E•8.

BBS	DDE	F	FDE	FPE	IPE	RPE	SEBK
•	•	•	•	•	•	•	•

Custom Modifications - See page E•12.

ART	AS	BBKI	CBO	CCO	CD	CFNTO	CFRMO	CH	CHGDRW	CMAT	CND	CS1	CW	DRT	DRWSC	DRWTK	EX	EXO	EXU	FD	FDSRTBTM
		•	•	•	+	•	•	+			•		+				•	•	•	•	

FFV	FLUTE	FP	FTK	LSD	MI	NOO	OBRB	P	PTOWB	RDD	RFLUTE	RTK	RTK6	SCPDRW	SRT	TD	TKP	UDRW	URT	VR	VTK	WS	WTCD	WTKCUP
•	•		•	•	•		•				•	•	•	•			•				•	•		

+Modifications with a plus sign (+) have exceptions. In the digital PDF, click on the code in the chart for details. See page E•1 for Modification Index.

Base Blind

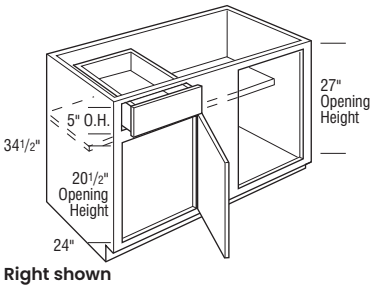

Right shown

		C	D	F	H	I	J	K	L	M	O	P	Q
BB36 L or R		1912	1763	1614	1532	1505	1455	1424	1402	1356	1335	1259	1230
BB39 L or R		1979	1824	1670	1589	1559	1508	1478	1457	1408	1390	1304	1278
BB42 L or R		2036	1875	1714	1625	1593	1547	1510	1486	1438	1418	1335	1310
BB45 L or R		2128	1963	1799	1718	1686	1628	1597	1571	1519	1502	1401	1376
BB48 L or R		2234	2059	1883	1796	1757	1699	1665	1640	1586	1565	1467	1438

- L or R denotes blind location.
- Door will be hinged on same side as blind section.
- When a Non-Beaded or Beaded Inset style is selected, door and drawer front will be slab on 36" wide unit.
- Can be pulled 3".
- On void side, do not install next to an appliance deeper than standard cabinet depth due to clearance needed for the door and drawer.
- When ordering cabinet in a full overlay door style, unit must be pulled at least 1 1/2" to 3" from wall.

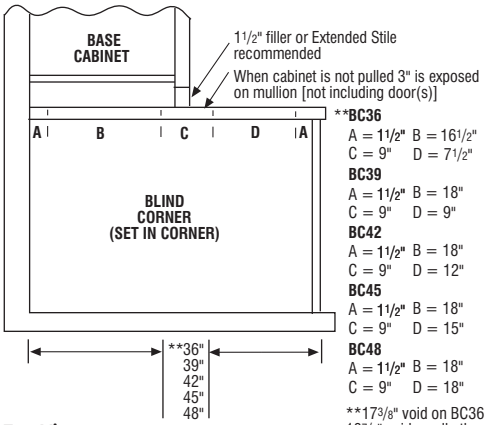

**BC36
A = 1 1/2" B = 16 1/2"
C = 9" D = 7 1/2"
BC39
A = 1 1/2" B = 18"
C = 9" D = 9"
BC42
A = 1 1/2" B = 18"
C = 9" D = 12"
BC45
A = 1 1/2" B = 18"
C = 9" D = 15"
BC48
A = 1 1/2" B = 18"
C = 9" D = 18"

**17 3/8" void on BC36
18 7/8" void on all other models

Top View

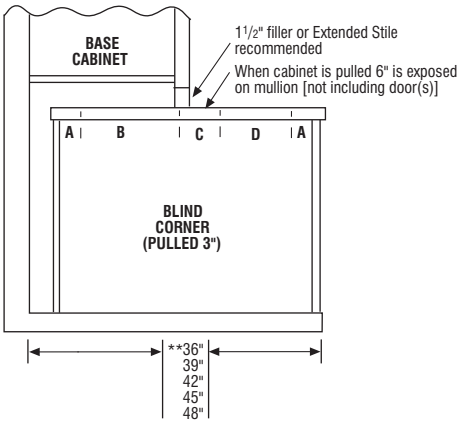

Top View, Pulled 3"

Door & Drawer Modifications - See page E•4.

A	FH	IBO	NBO	PEGS	SDRWS
	•	•	•	•	

End Panel Modifications - See page E•8.

BBS	DDE	F	FDE	FPE	IPE	RPE	SEBK
•	•	•	•	•	•	•	•

Custom Modifications - See page E•12.

ART	AS	BBKI	CBO	CCO	CD	CFNTO	CFRMO	CH	CHGDRW	CMAT	CND	CSI	CW	DRT	DRWSC	DRWTK	EX	EXO	EXU	FD	FDSRTBTM
		•	•	•	+	•	•	+	+		•		+		+		•	•	•	•	

FFV	FLUTE	FP	FTK	LSD	MI	NOO	OBRB	P	PTOWB	RDD	RFLUTE	RTK	RTK6	SCPDRW	SRT	TD	TKP	UDRW	URT	VR	VTK	WS	WTCD	WTKCUP
•	•	•	•	•	•		•				•	•	•	•			•				•	•		

+Modifications with a plus sign (+) have exceptions. In the digital PDF, click on the code in the chart for details. See page E•1 for Modification Index.

Base Blind with Pull-out

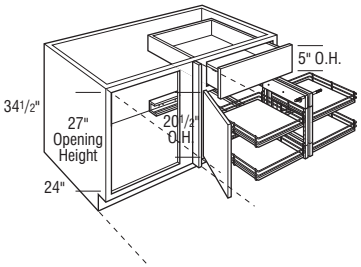

Left shown

	C	D	F	H	I	J	K	L	M	O	P	Q
BB45PO L or R	4333	4169	4004	3924	3891	3837	3802	3778	3723	3708	3606	3583
BB48PO L or R	4439	4264	4089	4002	3965	3905	3873	3845	3791	3771	3674	3644

- L or R denotes blind location.
- Door will be hinged on same side as blind section.
- Can be pulled 3".
- Soft-close feature not available on pull-out.
- On void side, do not install next to an appliance deeper than standard cabinet depth due to clearance needed for the door and drawer.
- Interior pull-out drawer is 10 5/8" W by 17 1/8" D by 2 3/4" H.
- When ordering cabinet in a full overlay door style, unit must be pulled at least 1 1/2" to 3" from wall.
- Non-Beaded and Beaded Inset only available with Finial Hinge.

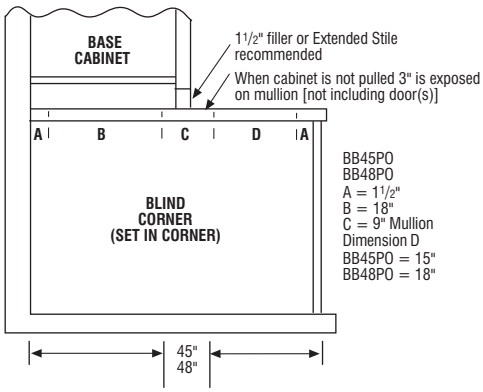

Top View

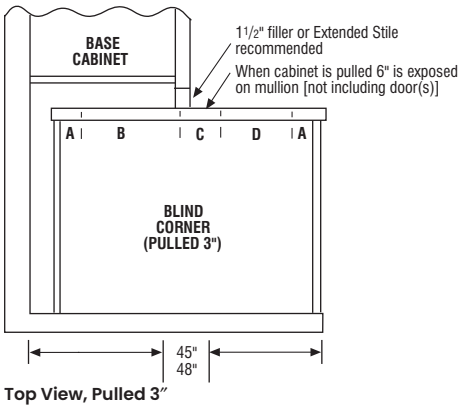

Top View, Pulled 3"

Door & Drawer Modifications - See page E•4.

A	FH	IBO	NBO	PEGS	SDRWS
	•	•	•	•	

End Panel Modifications - See page E•8.

BBS	DDE	F	FDE	FPE	IPE	RPE	SEBK
•	•	•	•	•	•	•	•

Custom Modifications - See page E•12.

ART	AS	BBKI	CBO	CCO	CD	CFNTO	CFRMO	CH	CHGDRW	CMAT	CND	CS1	CW	DRT	DRWSC	DRWTK	EX	EXO	EXU	FD	FDSRTBTM
		•	•		+	•	•	+	•		•		+		•		•	•	•		•

FFV	FLUTE	FP	FTK	LSD	MI	NOO	OBRB	P	PTOWB	RDD	RFLUTE	RTK	RTK6	SCPDRW	SRT	TD	TKP	UDRW	URT	VR	VTK	WS	WTCD	WTKCUP
•	•	•	•	•		•					•	•	•	•			•				•			

+Modifications with a plus sign (+) have exceptions. In the digital PDF, click on the code in the chart for details. See page E•1 for Modification Index.

Base Blind with Curved Pull-out, Wood

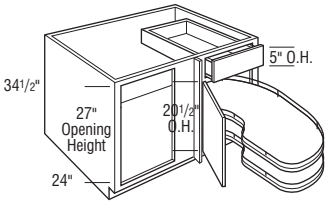

Left shown

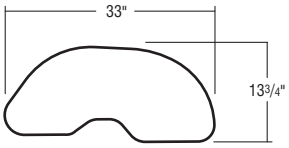

BB45CP(L or R)WD

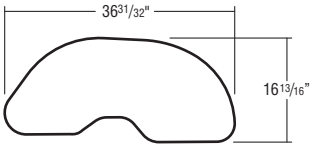

BB48CP(L or R)WD

BB45CP(L or R)WD	5457	5364	5271	5178	5159	4992	4899	4806	4713	4620	4527	4435
BB48CP(L or R)WD	5647	5554	5461	5368	5348	5181	5088	4995	4902	4809	4716	4624

- L or R denotes blind location.
- Door must be hinged on same side as blind section.
- Can be pulled 3".
- Pull-out features soft-close.
- Non-Beaded and Beaded Inset only available with Finial Hinge.
- Includes two pull-out shelves with Chrome wire surround. Shelf height can be adjusted in the field.
- On void side, do not install next to an appliance deeper than standard cabinet depth due to clearance needed for the door and drawer.
- When Shelf is fully opened, it extends 27 3/4" from front edge of the face frame. Unit pulls out the front only and can be installed next to a wall or appliance without side interference.
- Distance from surface of shelf to top edge of wire surround is 1 11/16".
- Maximum Weight capacity: 44 lbs. per shelf.

Door & Drawer Modifications - See page E•4.

A	FH	IBO	NBO	PEGS	SDRWS
	•	•	•	•	

End Panel Modifications - See page E•8.

BBS	DDE	F	FDE	FPE	IPE	RPE	SEBK
•	•	•	•	•	•	•	•

Custom Modifications - See page E•12.

ART	AS	BBKI	CBO	CCO	CD	CFNTO	CFRMO	CH	CHGDRW	CMAT	CND	CS1	CW	DRT	DRWSC	DRWTK	EX	EXO	EXU	FD	FDSRTBTM
		•	•	•	+	•	•	+	•		•		+		•		•	•	•		

FFV	FLUTE	FP	FTK	LSD	MI	NOO	OBRB	P	PTOWB	RDD	RFLUTE	RTK	RTK6	SCPDRW	SRT	TD	TKP	UDRW	URT	VR	VTK	WS	WTCD	WTKCUP
•	•	•	•	•			•				•	•	•								•	•		

+Modifications with a plus sign (+) have exceptions. In the digital PDF, click on the code in the chart for details. See page E•1 for Modification Index.

Base Blind with Curved Pull-out, Full Height Door, Wood

	C	D	F	H	I	J	K	L	M	O	P	Q
BB45CPFH(L or R)WD	5428	5335	5242	5150	5132	4965	4872	4780	4687	4595	4502	4411
BB48CPFH(L or R)WD	5618	5525	5432	5340	5321	5155	5062	4971	4876	4785	4692	4600

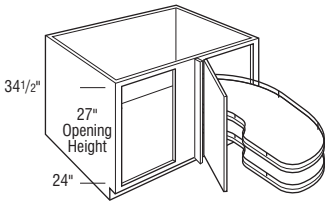

Left shown

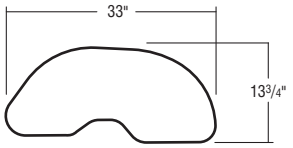

BB45CPFH(L or R)WD

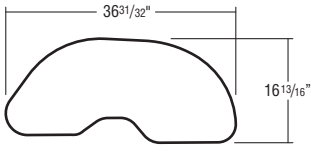

BB48CPFH(L or R)WD

- L or R denotes blind location.
- Door must be hinged on same side as blind section.
- Can be pulled 3".
- Pull-out features soft-close.
- Non-Beaded and Beaded Inset only available with Finial Hinge.
- Includes two pull-out shelves with Chrome wire surround. Shelf height can be adjusted in the field.
- On void side, do not install next to an appliance deeper than standard cabinet depth due to clearance needed for the door and drawer.
- When Shelf is fully opened, it extends 27 3/4" from front edge of the face frame. Unit pulls out the front only and can be installed next to a wall or appliance without side interference.
- Distance from surface of shelf to top edge of wire surround is 1 11/16".
- Maximum Weight capacity: 44 lbs. per shelf.

Door & Drawer Modifications - See page E•4.

A	FH	IBO	NBO	PEGS	SDRWS
	•	•	•	•	

End Panel Modifications - See page E•8.

BBS	DDE	F	FDE	FPE	IPE	RPE	SEBK
•	•	•	•	•	•	•	•

Custom Modifications - See page E•12.

ART	AS	BBKI	CBO	CCO	CD	CFNTO	CFRMO	CH	CHGDRW	CMAT	CND	CS1	CW	DRT	DRWSC	DRWTK	EX	EXO	EXU	FD	FDSRTBTM
		•	•	•	+	•	•	+			•		+				•	•	•		

FFV	FLUTE	FP	FTK	LSD	MI	NOO	OBRB	P	PTOWB	RDD	RFLUTE	RTK	RTK6	SCPDRW	SRT	TD	TKP	UDRW	URT	VR	VTK	WS	WTCD	WTKCUP
•	•		•	•	•		•				•	•	•								•	•		

+Modifications with a plus sign (+) have exceptions. In the digital PDF, click on the code in the chart for details. See page E•1 for Modification Index.

Sink Base Easy Reach

SBER36 L or R	3061	2828	2595	2467	2419	2342	2297	2259	2193	2160	2038	1998

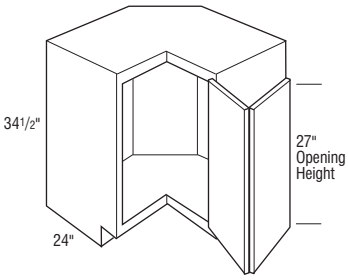

- Decorative hardware screws must be countersunk to prevent scratching of face frame and adjacent cabinets.
- Not recommended for use next to an appliance deeper than standard cabinet depth.
- Integrated soft-close hinge not included.

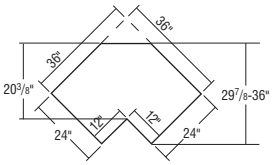

Door & Drawer Modifications - See page E•4.

A	FH	IBO	NBO	PEGS	SDRWS
	•	•	•	•	

End Panel Modifications - See page E•8.

BBS	DDE	F	FDE	FPE	IPE	RPE	SEBK
•	•	•		•			•

Custom Modifications - See page E•12.

ART	AS	BBKI	CBO	CCO	CD	CFNTO	CFRMO	CH	CHGDRW	CMAT	CND	CS1	CW	DRT	DRWSC	DRWTK	EX	EXO	EXU	FD	FDSRTBTM
				•	+			+			•		+								

FFV	FLUTE	FP	FTK	LSD	MI	NOO	OBRB	P	PTOWB	RDD	RFLUTE	RTK	RTK6	SCPDRW	SRT	TD	TKP	UDRW	URT	VR	VTK	WS	WTCD	WTKCUP
	•		+	•	•						•					•			•					

+Modifications with a plus sign (+) have exceptions. In the digital PDF, click on the code in the chart for details. See page E•1 for Modification Index.

Base Easy Reach

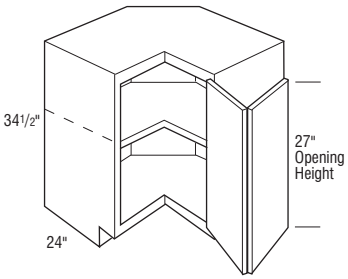

	C	D	F	H	I	J	K	L	M	O	P	Q
BER36 L or R	3268	3021	2773	2629	2582	2493	2448	2414	2334	2299	2173	2127

- Units include one fixed shelf.
- Decorative hardware screws must be countersunk to prevent scratching of face frame and adjacent cabinets.
- Not recommended for use next to an appliance deeper than standard cabinet depth.
- Integrated soft-close hinge not included.

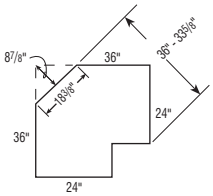

Door & Drawer Modifications - See page E•4.

A	FH	IBO	NBO	PEGS	SDRWS
	•	•	•		

End Panel Modifications - See page E•8.

BBS	DDE	F	FDE	FPE	IPE	RPE	SEBK
•	•	•		•			•

Custom Modifications - See page E•12.

ART	AS	BBKI	CBO	CCO	CD	CFNTO	CFRMO	CH	CHGDRW	CMAT	CND	CS1	CW	DRT	DRWSC	DRWTK	EX	EXO	EXU	FD	FDSRTBTM
			•	•	+			+			•		+						•		

FFV	FLUTE	FP	FTK	LSD	MI	NOO	OBRB	P	PTOWB	RDD	RFLUTE	RTK	RTK6	SCPDRW	SRT	TD	TKP	UDRW	URT	VR	VTK	WS	WTCD	WTKCUP
	•		+	•	•						•						•				•			

+Modifications with a plus sign (+) have exceptions. In the digital PDF, click on the code in the chart for details. See page E•1 for Modification Index.

Base Easy Reach with Adjustable Shelves

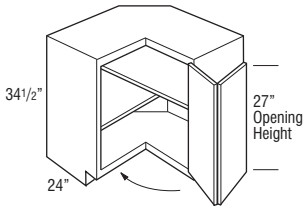

	C	D	F	H	I	J	K	L	M	O	P	Q
BER36AS L or R	3303	3056	2808	2664	2617	2528	2483	2449	2369	2334	2208	2162

- Decorative hardware screws must be countersunk to prevent scratching of face frame and adjacent cabinets.
- Not recommended for use next to an appliance deeper than standard cabinet depth.
- Integrated soft-close hinge not included.

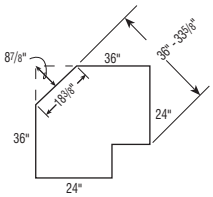

Door & Drawer Modifications - See page E•4.

A	FH	IBO	NBO	PEGS	SDRWS
	•	•	•		

End Panel Modifications - See page E•8.

BBS	DDE	F	FDE	FPE	IPE	RPE	SEBK
•	•	•		•			•

Custom Modifications - See page E•12.

ART	AS	BBKI	CBO	CCO	CD	CFNTO	CFRMO	CH	CHGDRW	CMAT	CND	CS1	CW	DRT	DRWSC	DRWTK	EX	EXO	EXU	FD	FDSRTBTM
			•	•	+			+			•		+				•	•	•		

FFV	FLUTE	FP	FTK	LSD	MI	NOO	OBRB	P	PTOWB	RDD	RFLUTE	RTK	RTK6	SCPDRW	SRT	TD	TKP	UDRW	URT	VR	VTK	WS	WTCD	WTKCUP
	•		+	•	•						•						•				•			

+Modifications with a plus sign (+) have exceptions. In the digital PDF, click on the code in the chart for details. See page E•1 for Modification Index.

Base Diagonal

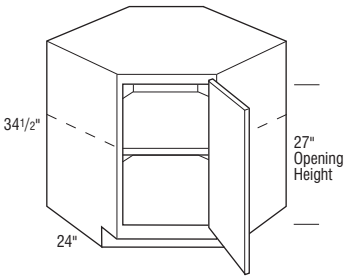

	C	D	F	H	I	J	K	L	M	O	P	Q
BD33 L or R	3390	3126	2862	2703	2649	2564	2510	2475	2392	2362	2234	2192
BD36 L or R	3547	3267	2987	2838	2782	2696	2638	2598	2513	2476	2328	2287

- Includes one fixed shelf.
- All Full Overlay doors have 1/2" overlay hinge standard.

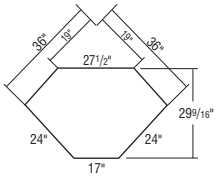

Door & Drawer Modifications - See page E•4.

A	FH	IBO	NBO	PEGS	SDRWS
		•	•	•	

End Panel Modifications - See page E•8.

BBS	DDE	F	FDE	FPE	IPE	RPE	SEBK
•	•	•		•	•	•	•

Custom Modifications - See page E•12.

ART	AS	BBKI	CBO	CCO	CD	CFNTO	CFRMO	CH	CHGDRW	CMAT	CND	CSI	CW	DRT	DRWSC	DRWTK	EX	EXO	EXU	FD	FDSRTBTM
			•	•	+	•	•	+			•		+						•		

FFV	FLUTE	FP	FTK	LSD	MI	NOO	OBRB	P	PTOWB	RDD	RFLUTE	RTK	RTK6	SCPDRW	SRT	TD	TKP	UDRW	URT	VR	VTK	WS	WTCD	WTKCUP
			•	•	•												•			+	•			

+Modifications with a plus sign (+) have exceptions. In the digital PDF, click on the code in the chart for details. See page E•1 for Modification Index.

Base Easy Reach with Reduced Shelves

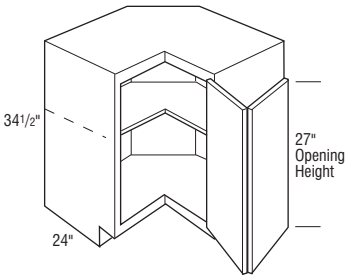

	C	D	F	H	I	J	K	L	M	O	P	Q
BER36REDS L or R	3268	3021	2773	2629	2582	2493	2448	2414	2334	2299	2173	2127

- Unit includes one fixed shelf reduced 3".
- Decorative hardware screws must be countersunk to prevent scratching of face frame and adjacent cabinets.
- Not recommended for use next to an appliance deeper than standard cabinet depth.
- Integrated soft-close hinge not included.

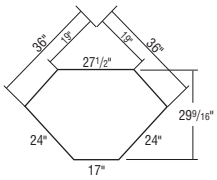

Door & Drawer Modifications - See page E•4.

A	FH	IBO	NBO	PEGS	SDRWS
	•	•	•		

End Panel Modifications - See page E•8.

BBS	DDE	F	FDE	FPE	IPE	RPE	SEBK
•	•	•		•			•

Custom Modifications - See page E•12.

ART	AS	BBKI	CBO	CCO	CD	CFNTO	CFRMO	CH	CHGDRW	CMAT	CND	CSI	CW	DRT	DRWSC	DRWTK	EX	EXO	EXU	FD	FDSRTBTM
			•	•	+			+			•		+						•		

FFV	FLUTE	FP	FTK	LSD	MI	NOO	OBRB	P	PTOWB	RDD	RFLUTE	RTK	RTK6	SCPDRW	SRT	TD	TKP	UDRW	URT	VR	VTK	WS	WTCD	WTKCUP
	•		+	•	•						•						•				•			

+Modifications with a plus sign (+) have exceptions. In the digital PDF, click on the code in the chart for details. See page E•1 for Modification Index.

Base Easy Reach with Reduced Shelf, Lazy Susan, Chrome

	C	D	F	H	I	J	K	L	M	O	P	Q
BER33REDSLS(L or R)C	4051	3735	3419	3228	3163	3061	2996	2957	2858	2819	2669	2617
BER36REDSLS(L or R)C	4154	3832	3509	3313	3247	3142	3078	3035	2937	2896	2740	2687

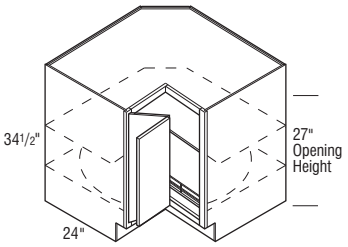

- Unit includes one fixed shelf reduced 3".
- 33" wide susan is 28" diameter and 36" wide susan is 32" diameter.
- Decorative hardware screws must be countersunk to prevent scratching of face frame and adjacent cabinets.
- Not recommended for use next to an appliance deeper than standard cabinet depth.
- Integrated soft-close hinge not included.
- Select door styles will utilize a flat center panel on 33" wide. See door style section for more detail.

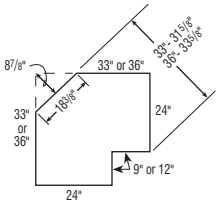

Door & Drawer Modifications - See page E•4.

A	FH	IBO	NBO	PEGS	SDRWS
	+	+	+	•	

End Panel Modifications - See page E•8.

BBS	DDE	F	FDE	FPE	IPE	RPE	SEBK
•	•	•		•			•

Custom Modifications - See page E•12.

ART	AS	BBKI	CBO	CCO	CD	CFNTO	CFRMO	CH	CHGDRW	CMAT	CND	CSI	CW	DRT	DRWSC	DRWTK	EX	EXO	EXU	FD	FDSRTBTM
			•		+			+			•		+						•		

FFV	FLUTE	FP	FTK	LSD	MI	NOO	OBRB	P	PTOWB	RDD	RFLUTE	RTK	RTK6	SCPDRW	SRT	TD	TKP	UDRW	URT	VR	VTK	WS	WTCD	WTKCUP
	•		+	•	•						•						•				•			

+Modifications with a plus sign (+) have exceptions. In the digital PDF, click on the code in the chart for details. See page E•1 for Modification Index.

Base Easy Reach with Lazy Susan, Solid Wood

	C	D	F	H	I	J	K	L	M	O	P	Q
BER33LS(L or R)SW	4546	4194	3843	3627	3553	3440	3368	3322	3212	3168	2997	2941
BER36LS(L or R)SW	4829	4454	4079	3849	3773	3653	3577	3528	3410	3364	3183	3121

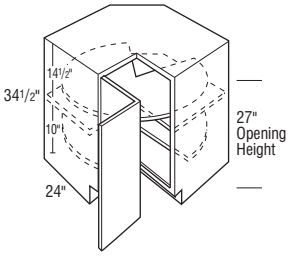

- Features two hardwood susans with a 3/16" lip. Lower susan is mounted to floor. Upper susan is mounted to fixed shelf. Fixed shelf is 1/2" thick laminated furniture board.
- 33" wide susan is 28" diameter and 36" wide susan is 32" diameter.
- Decorative hardware screws must be countersunk to prevent scratching of face frame and adjacent cabinets.
- Not recommended for use next to an appliance deeper than standard cabinet depth.
- Integrated soft-close hinge not included.
- Select door styles will utilize a flat center panel on 33" wide. See door style section for more detail.

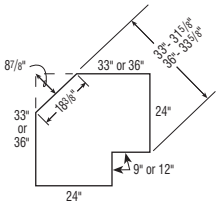

Door & Drawer Modifications - See page E•4.

A	FH	IBO	NBO	PEGS	SDRWS
	+	+	+	•	

End Panel Modifications - See page E•8.

BBS	DDE	F	FDE	FPE	IPE	RPE	SEBK
•	•	•		•			•

Custom Modifications - See page E•12.

ART	AS	BBKI	CBO	CCO	CD	CFNTO	CFRMO	CH	CHGDRW	CMAT	CND	CSI	CW	DRT	DRWSC	DRWTK	EX	EXO	EXU	FD	FDSRTBTM
			•		+			+			•		+						•		

FFV	FLUTE	FP	FTK	LSD	MI	NOO	OBRB	P	PTOWB	RDD	RFLUTE	RTK	RTK6	SCPDRW	SRT	TD	TKP	UDRW	URT	VR	VTK	WS	WTCD	WTKCUP
	•		+	•	•						•						•				•			

+Modifications with a plus sign (+) have exceptions. In the digital PDF, click on the code in the chart for details. See page E•1 for Modification Index.

Base Diagonal with Lazy Susan, Plywood

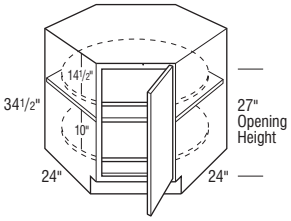

		C	D	F	H	I	J	K	L	M	O	P	Q
BD36LS(L or R)PW		5249	4842	4434	4185	4100	3968	3885	3835	3707	3659	3460	3394

- Susan diameter is 28".
- All Full Overlay doors have 1/2" overlay hinge standard.

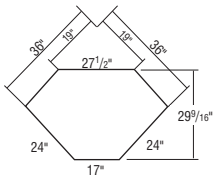

Door & Drawer Modifications - See page E•4.

A	FH	IBO	NBO	PEGS	SDRWS
	•	•	•	•	

End Panel Modifications - See page E•8.

BBS	DDE	F	FDE	FPE	IPE	RPE	SEBK
•	•	•		•	•	•	•

Custom Modifications - See page E•12.

ART	AS	BBKI	CBO	CCO	CD	CFNTO	CFRMO	CH	CHGDRW	CMAT	CND	CSI	CW	DRT	DRWSC	DRWTK	EX	EXO	EXU	FD	FDSRTBTM
			•	•	+	•	•	+			•		+						•		

FFV	FLUTE	FP	FTK	LSD	MI	NOO	OBRB	P	PTOWB	RDD	RFLUTE	RTK	RTK6	SCPDRW	SRT	TD	TKP	UDRW	URT	VR	VTK	WS	WTCD	WTKCUP
			•	•	•												•			•	•			

+Modifications with a plus sign (+) have exceptions. In the digital PDF, click on the code in the chart for details. See page E•1 for Modification Index.

Base Easy Reach with Lazy Susan, Chrome

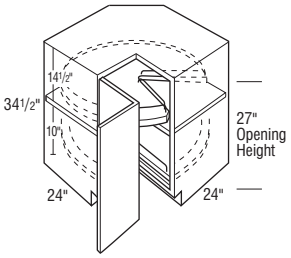

		C	D	F	H	I	J	K	L	M	O	P	Q
BER33LS(L or R)C		5896	5438	4980	4701	4608	4458	4366	4308	4165	4106	3885	3812
BER36LS(L or R)C		6074	5604	5135	4850	4748	4595	4502	4441	4292	4234	4006	3929

- 33" wide susan is 28" diameter and 36" wide susan is 32" diameter.
- Chrome rail surrounds both susans. Chrome rail height is 2 13/16".
- Decorative hardware screws must be countersunk to prevent scratching of face frame and adjacent cabinets.
- Not recommended for use next to an appliance deeper than standard cabinet depth.
- Integrated soft-close hinge not included.
- Select door styles will utilize a flat center panel on 33" wide. See door style section for more detail.

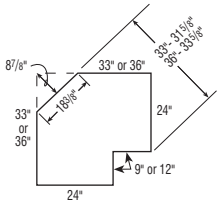

Door & Drawer Modifications - See page E•4.

A	FH	IBO	NBO	PEGS	SDRWS
	+	+	+	•	

End Panel Modifications - See page E•8.

BBS	DDE	F	FDE	FPE	IPE	RPE	SEBK
•	•	•		•			•

Custom Modifications - See page E•12.

ART	AS	BBKI	CBO	CCO	CD	CFNTO	CFRMO	CH	CHGDRW	CMAT	CND	CSI	CW	DRT	DRWSC	DRWTK	EX	EXO	EXU	FD	FDSRTBTM
			•		+			+			•		+						•		

FFV	FLUTE	FP	FTK	LSD	MI	NOO	OBRB	P	PTOWB	RDD	RFLUTE	RTK	RTK6	SCPDRW	SRT	TD	TKP	UDRW	URT	VR	VTK	WS	WTCD	WTKCUP
	•		+	•	•						•						•				•			

+Modifications with a plus sign (+) have exceptions. In the digital PDF, click on the code in the chart for details. See page E•1 for Modification Index.

Base Easy Reach with Corner Drawer, Lazy Susan, Chrome

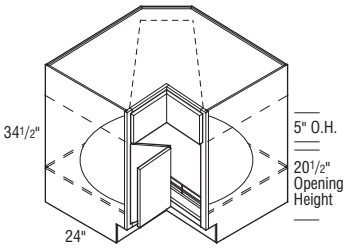

	C	D	F	H	I	J	K	L	M	O	P	Q
BERCRN1D36LS(L or R)C	6673	6152	5631	5318	5209	5043	4938	4871	4711	4647	4397	4311

- Susan diameter is 32".
- Decorative hardware screws must be countersunk to prevent scratching of face frame and adjacent cabinets.
- Not recommended for use next to an appliance deeper than standard cabinet depth.
- Integrated soft-close hinge not included.
- Allow for proper clearance of drawer head when specifying corner drawer cabinets next to appliances.
- Will have 1" of exposed frame rail so drawer fronts will clear doors and drawer front of adjacent cabinets.

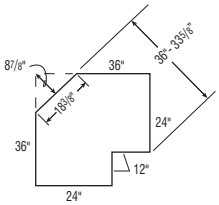

Door & Drawer Modifications - See page E•4.

A	FH	IBO	NBO	PEGS	SDRWS
				•	

End Panel Modifications - See page E•8.

BBS	DDE	F	FDE	FPE	IPE	RPE	SEBK
•	•	•		•			•

Custom Modifications - See page E•12.

ART	AS	BBKI	CBO	CCO	CD	CFNTO	CFRMO	CH	CHGDRW	CMAT	CND	CSI	CW	DRT	DRWSC	DRWTK	EX	EXO	EXU	FD	FDSRTBTM
			•		+			+			•		+						•		

FFV	FLUTE	FP	FTK	LSD	MI	NOO	OBRB	P	PTOWB	RDD	RFLUTE	RTK	RTK6	SCPDRW	SRT	TD	TKP	UDRW	URT	VR	VTK	WS	WTCD	WTKCUP
	•		+	•	•						•						•				•			

+Modifications with a plus sign (+) have exceptions. In the digital PDF, click on the code in the chart for details. See page E•1 for Modification Index.

Base Easy Reach with Rotating Deep Bin

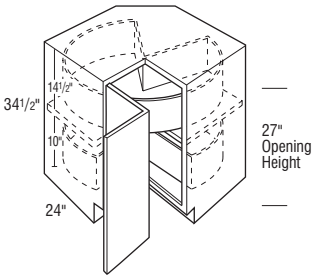

BER36RDB L or R	5480	5055	4629	4368	4282	4145	4059	4003	3870	3818	3613	3543

- Features two 30" diameter susans 6" deep. Lower susan is mounted to floor. Upper susan is mounted to fixed shelf.
- Decorative hardware screws must be countersunk to prevent scratching of face frame and adjacent cabinets.
- Not recommended for use next to an appliance deeper than standard cabinet depth.
- Integrated soft-close hinge not included.
- Inside bottom of lower deep susan to the fixed shelf is 10" high.
- Inside bottom of upper deep susan to the bottom of face frame cross rail is 14 1/8" high.

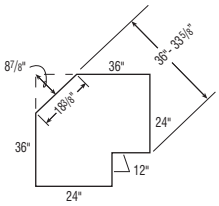

Door & Drawer Modifications - See page E•4.

A	FH	IBO	NBO	PEGS	SDRWS
	•	•	•	•	

End Panel Modifications - See page E•8.

BBS	DDE	F	FDE	FPE	IPE	RPE	SEBK
•	•	•		•			•

Custom Modifications - See page E•12.

ART	AS	BBKI	CBO	CCO	CD	CFNTO	CFRMO	CH	CHGDRW	CMAT	CND	CSI	CW	DRT	DRWSC	DRWTK	EX	EXO	EXU	FD	FDSRTBTM
			•		+			+			•		+						•		

FFV	FLUTE	FP	FTK	LSD	MI	NOO	OBRB	P	PTOWB	RDD	RFLUTE	RTK	RTK6	SCPDRW	SRT	TD	TKP	UDRW	URT	VR	VTK	WS	WTCD	WTKCUP
	•		+	•	•						•						•				•			

+Modifications with a plus sign (+) have exceptions. In the digital PDF, click on the code in the chart for details. See page E•1 for Modification Index.

Base Easy Reach with Lazy Susan, Pull-out, Chrome

	C	D	F	H	I	J	K	L	M	O	P	Q
BER36LSPO(L or R)C	6340	5867	5393	5108	5010	4856	4762	4701	4553	4493	4267	4189

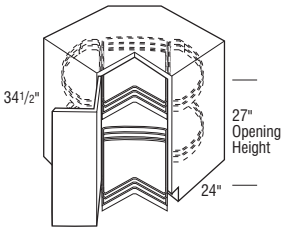

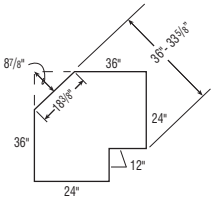

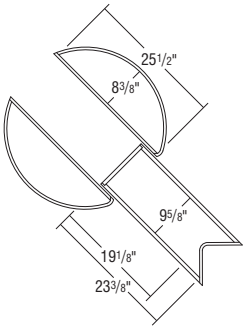

- Susan diameter is 30".
- Decorative hardware screws must be countersunk to prevent scratching of face frame and adjacent cabinets.
- Not recommended for use next to an appliance deeper than standard cabinet depth.
- Integrated soft-close hinge not included.
- Each susan features two half-moon bins (8 3/8" x 25 1/2") with plywood shelves and chrome rail sides.
- Center pull-outs have soft-close guides and operate independently.

Door & Drawer Modifications - See page E•4.

A	FH	IBO	NBO	PEGS	SDRWS
	•	•	•	•	

End Panel Modifications - See page E•8.

BBS	DDE	F	FDE	FPE	IPE	RPE	SEBK
•	•	•		•			•

Custom Modifications - See page E•12.

ART	AS	BBKI	CBO	CCO	CD	CFNTO	CFRMO	CH	CHGDRW	CMAT	CND	CSI	CW	DRT	DRWSC	DRWTK	EX	EXO	EXU	FD	FDSRTBTM
			•	•	+			+			•		+						•		

FFV	FLUTE	FP	FTK	LSD	MI	NOO	OBRB	P	PTOWB	RDD	RFLUTE	RTK	RTK6	SCPDRW	SRT	TD	TKP	UDRW	URT	VR	VTK	WS	WTCD	WTKCUP
	•		+	•	•						•													

+Modifications with a plus sign (+) have exceptions. In the digital PDF, click on the code in the chart for details. See page E•1 for Modification Index.

Base Corner with Three Drawers

	C	D	F	H	I	J	K	L	M	O	P	Q
BCRN3D36	6530	6036	5542	5252	5161	4987	4892	4825	4667	4596	4347	4256

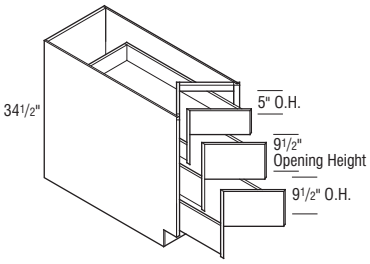

- Must be installed between two cabinets.
- Allow for proper clearance of drawer head when specifying corner drawer cabinets next to appliances.
- Will have less than 3/4" overlay side reveal for clearance purposes.

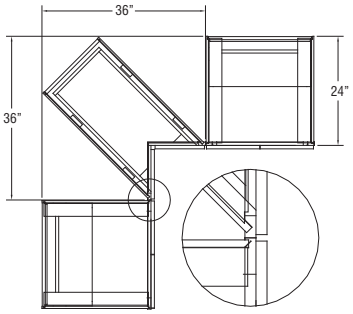

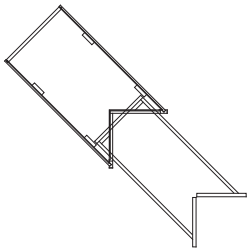

Door & Drawer Modifications - See page E•4.

A	FH	IBO	NBO	PEGS	SDRWS
				•	

End Panel Modifications - See page E•8.

BBS	DDE	F	FDE	FPE	IPE	RPE	SEBK

Custom Modifications - See page E•12.

ART	AS	BBKI	CBO	CCO	CD	CFNTO	CFRMO	CH	CHGDRW	CMAT	CND	CSI	CW	DRT	DRWSC	DRWTK	EX	EXO	EXU	FD	FDSRTBTM
			•		+			+					+								

FFV	FLUTE	FP	FTK	LSD	MI	NOO	OBRB	P	PTOWB	RDD	RFLUTE	RTK	RTK6	SCPDRW	SRT	TD	TKP	UDRW	URT	VR	VTK	WS	WTCD	WTKCUP
				•	•		•														•			

+Modifications with a plus sign (+) have exceptions. In the digital PDF, click on the code in the chart for details. See page E•1 for Modification Index.

Base Peninsula Blind

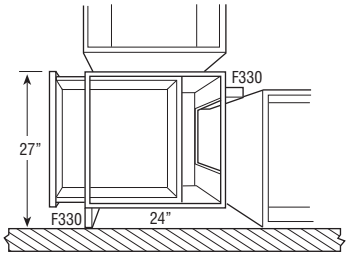

	C	D	F	H	I	J	K	L	M	O	P	Q
BPB24 L or R	2498	2310	2122	2022	1976	1915	1875	1853	1787	1771	1656	1619
BPB24	3142	2896	2648	2494	2446	2365	2328	2299	2210	2194	2064	2034

- Includes one full depth shelf.
- Includes two 3" fillers, shipped unattached. Fillers are required for drawer and door opening clearance of adjacent cabinets.
- Unfinished toekick on front (B24) and back (BPB) of cabinet.
- Will not accept roll trays.
- Specify location of modification(s) for front or peninsula side.

Door & Drawer Modifications - See page E•4.

A	FH	IBO	NBO	PEGS	SDRWS
	•	•	•		

End Panel Modifications - See page E•8.

BBS	DDE	F	FDE	FPE	IPE	RPE	SEBK
•	•	•		•	•	•	

Custom Modifications - See page E•12.

ART	AS	BBKI	CBO	CCO	CD	CFNTO	CFRMO	CH	CHGDRW	CMAT	CND	CS1	CW	DRT	DRWSC	DRWTK	EX	EXO	EXU	FD	FDSRTBTM
			•	•	+	•	•	+			•		+		•		•	•			

FFV	FLUTE	FP	FTK	LSD	MI	NOO	OBRB	P	PTOWB	RDD	RFLUTE	RTK	RTK6	SCPDRW	SRT	TD	TKP	UDRW	URT	VR	VTK	WS	WTCD	WTKCUP
		•	•	•	•							•	•								•	•		

+Modifications with a plus sign (+) have exceptions. In the digital PDF, click on the code in the chart for details. See page E•1 for Modification Index.

Base Peninsula Blind, Full Height Door

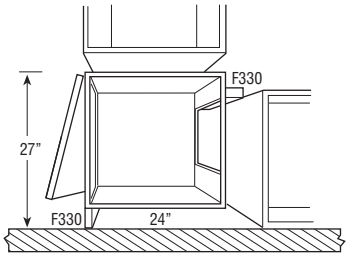

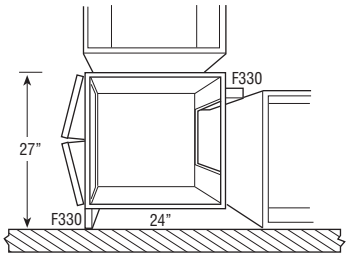

	C	D	F	H	I	J	K	L	M	O	P	Q
BPB24FH L or R	2440	2253	2064	1962	1926	1866	1827	1802	1746	1720	1613	1573
BPB24FH	3085	2842	2600	2434	2394	2310	2282	2254	2155	2147	2029	1986

- Includes one full depth shelf.
- Includes two 3" fillers, shipped unattached. Fillers are required for drawer and door opening clearance of adjacent cabinets.
- Unfinished toekick on front (B24) and back (BPB) of cabinet.
- Will not accept roll trays.
- Specify location of modification(s) for front or peninsula side.

Door & Drawer Modifications - See page E•4.

A	FH	IBO	NBO	PEGS	SDRWS
	•	•	•		

End Panel Modifications - See page E•8.

BBS	DDE	F	FDE	FPE	IPE	RPE	SEBK
•	•	•		•	•	•	

Custom Modifications - See page E•12.

ART	AS	BBKI	CBO	CCO	CD	CFNTO	CFRMO	CH	CHGDRW	CMAT	CND	CS1	CW	DRT	DRWSC	DRWTK	EX	EXO	EXU	FD	FDSRTBTM
			•	•	+	•	•	+					+				•	•			

FFV	FLUTE	FP	FTK	LSD	MI	NOO	OBRB	P	PTOWB	RDD	RFLUTE	RTK	RTK6	SCPDRW	SRT	TD	TKP	UDRW	URT	VR	VTK	WS	WTCD	WTKCUP
			•	•	•							•	•								•	•		

+Modifications with a plus sign (+) have exceptions. In the digital PDF, click on the code in the chart for details. See page E•1 for Modification Index.

Base with Tray Divider, Full Height Door

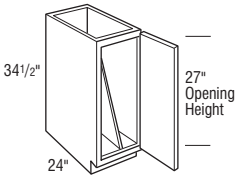

	C	D	F	H	I	J	K	L	M	O	P	Q
B6TDFH L or R	1232	1137	1042	982	971	934	922	920	876	872	808	793
B9TDFH L or R	1501	1381	1261	1188	1168	1130	1104	1090	1049	1038	972	953
B12TDFH L or R	1544	1424	1303	1230	1210	1172	1146	1130	1093	1081	1012	998
B15TDFH L or R	1602	1485	1369	1290	1268	1225	1198	1180	1142	1123	1066	1042
B18TDFH L or R	1670	1539	1408	1332	1307	1267	1231	1221	1180	1166	1098	1081

- Utilizes a slab door on cabinets up to 9" wide.
- Does not include dividers or tracks. Increased width models 7.5" or wider include one divider and tracks.

Door & Drawer Modifications - See page E•4.

A	FH	IBO	NBO	PEGS	SDRWS
	+	+	+	•	

End Panel Modifications - See page E•8.

BBS	DDE	F	FDE	FPE	IPE	RPE	SEBK
•	•	•	+	•	+	+	•

Custom Modifications - See page E•12.

ART	AS	BBKI	CBO	CCO	CD	CFNTO	CFRMO	CH	CHGDRW	CMAT	CND	CS1	CW	DRT	DRWSC	DRWTK	EX	EXO	EXU	FD	FDSRTBTM
		•	•		+	•	•	+			•		+			+	•	•	•		

FFV	FLUTE	FP	FTK	LSD	MI	NOO	OBRB	P	PTOWB	RDD	RFLUTE	RTK	RTK6	SCPDRW	SRT	TD	TKP	UDRW	URT	VR	VTK	WS	WTCD	WTKCUP
	•		+	•	•		•				•	+	+				•			+	•	+		

+Modifications with a plus sign (+) have exceptions. In the digital PDF, click on the code in the chart for details. See page E•1 for Modification Index.

Base with Tray Divider

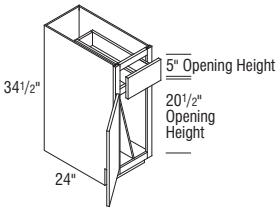

	C	D	F	H	I	J	K	L	M	O	P	Q
B9TD L or R	1544	1427	1309	1244	1220	1183	1158	1136	1100	1088	1018	1004
B12TD L or R	1612	1482	1352	1280	1259	1217	1188	1172	1132	1117	1049	1030

Door & Drawer Modifications - See page E•4.

A	FH	IBO	NBO	PEGS	SDRWS
	•	•	•	•	

End Panel Modifications - See page E•8.

BBS	DDE	F	FDE	FPE	IPE	RPE	SEBK
•	•	•	•	•	•	•	•

Custom Modifications - See page E•12.

ART	AS	BBKI	CBO	CCO	CD	CFNTO	CFRMO	CH	CHGDRW	CMAT	CND	CS1	CW	DRT	DRWSC	DRWTK	EX	EXO	EXU	FD	FDSRTBTM
		•	•	•	+	•	•	+			•		+				•	•	•		

FFV	FLUTE	FP	FTK	LSD	MI	NOO	OBRB	P	PTOWB	RDD	RFLUTE	RTK	RTK6	SCPDRW	SRT	TD	TKP	UDRW	URT	VR	VTK	WS	WTCD	WTKCUP
	•	•	+	•	•		•			+	•	•	+	•			•			+	•	+		

+Modifications with a plus sign (+) have exceptions. In the digital PDF, click on the code in the chart for details. See page E•1 for Modification Index.

Base with Tray Divider Roll-out

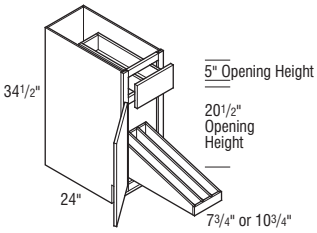

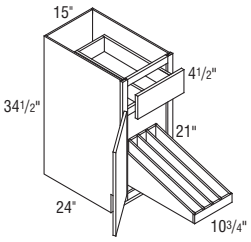

	C	D	F	H	I	J	K	L	M	O	P	Q
B12TDRO L or R	2345	2177	2009	1904	1872	1816	1784	1762	1707	1689	1603	1576
B15TDRO L or R	2464	2285	2106	2009	1967	1911	1878	1852	1799	1777	1687	1653

- Dividers are removable.

Door & Drawer Modifications - See page E•4.

A	FH	IBO	NBO	PEGS	SDRWS
				•	

End Panel Modifications - See page E•8.

BBS	DDE	F	FDE	FPE	IPE	RPE	SEBK
•	•	•		•		•	•

Custom Modifications - See page E•12.

ART	AS	BBKI	CBO	CCO	CD	CFNTO	CFRMO	CH	CHGDRW	CMAT	CND	CS1	CW	DRT	DRWSC	DRWTK	EX	EXO	EXU	FD	FDSRTBTM
		•	•	•	+	•	•	+			•		+			+	•	•	•		

FFV	FLUTE	FP	FTK	LSD	MI	NOO	OBRB	P	PTOWB	RDD	RFLUTE	RTK	RTK6	SCPDRW	SRT	TD	TKP	UDRW	URT	VR	VTK	WS	WTCD	WTKCUP
	•	•	+	•	•		•			+	•	•	+	•			•			+	•		+	

+Modifications with a plus sign (+) have exceptions. In the digital PDF, click on the code in the chart for details. See page E•1 for Modification Index.

Base Transition

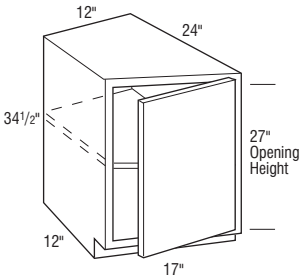

(Diagonal Front Width)
Left Angle Shown

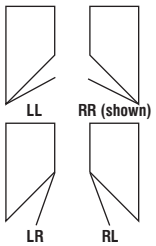

Hinging Options

	C	D	F	H	I	J	K	L	M	O	P	Q
BTR12LL	1942	1793	1644	1577	1550	1496	1459	1440	1396	1379	1280	1256
BTR12LR	1942	1793	1644	1577	1550	1496	1459	1440	1396	1379	1280	1256
BTR12RL	1942	1793	1644	1577	1550	1496	1459	1440	1396	1379	1280	1256
BTR12RR	1942	1793	1644	1577	1550	1496	1459	1440	1396	1379	1280	1256

- One full depth shelf.
- All Full Overlay doors have 1/2" overlay hinge standard.

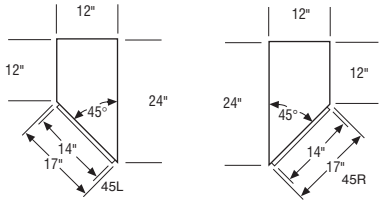

Door & Drawer Modifications - See page E•4.

A	FH	IBO	NBO	PEGS	SDRWS
	•	+	+	•	

End Panel Modifications - See page E•8.

BBS	DDE	F	FDE	FPE	IPE	RPE	SEBK
	+	•	+		+	+	•

Custom Modifications - See page E•12.

ART	AS	BBKI	CBO	CCO	CD	CFNTO	CFRMO	CH	CHGDRW	CMAT	CND	CS1	CW	DRT	DRWSC	DRWTK	EX	EXO	EXU	FD	FDSRTBTM
		•	•	•	+	•	•	+			•		+						•		

FFV	FLUTE	FP	FTK	LSD	MI	NOO	OBRB	P	PTOWB	RDD	RFLUTE	RTK	RTK6	SCPDRW	SRT	TD	TKP	UDRW	URT	VR	VTK	WS	WTCD	WTKCUP
			•	•	•		•					+					•				•			

+Modifications with a plus sign (+) have exceptions. In the digital PDF, click on the code in the chart for details. See page E•1 for Modification Index.

Base Angle End Double 135°

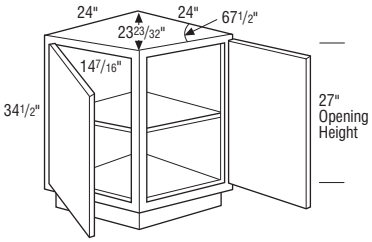

	C	D	F	H	I	J	K	L	M	O	P	Q
BAED24	2672	2465	2258	2155	2110	2038	1998	1971	1903	1876	1762	1725

- One full depth shelf.
- When Non-Beaded or Beaded Inset styles are specified, the doors must be hinged to the center face frame stiles.

Door & Drawer Modifications - See page E•4.

A	FH	IBO	NBO	PEGS	SDRWS
	•	•	•	•	

End Panel Modifications - See page E•8.

BBS	DDE	F	FDE	FPE	IPE	RPE	SEBK
	+	+					

Custom Modifications - See page E•12.

ART	AS	BBKI	CBO	CCO	CD	CFNTO	CFRMO	CH	CHGDRW	CMAT	CND	CS1	CW	DRT	DRWSC	DRWTK	EX	EXO	EXU	FD	FDSRTBTM
			•	•	+	•	•	+			•		+						•		

FFV	FLUTE	FP	FTK	LSD	MI	NOO	OBRB	P	PTOWB	RDD	RFLUTE	RTK	RTK6	SCPDRW	SRT	TD	TKP	UDRW	URT	VR	VTK	WS	WTCD	WTKCUP
			•	•	•		•														•			

+Modifications with a plus sign (+) have exceptions. In the digital PDF, click on the code in the chart for details. See page E•1 for Modification Index.

Base Angle End with Full Height Doors 45°

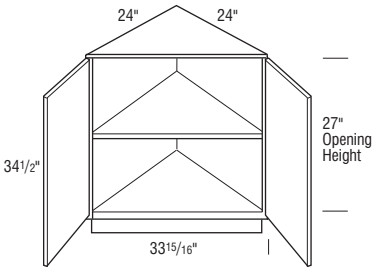

	C	D	F	H	I	J	K	L	M	O	P	Q
BAE24FH	2584	2383	2183	2072	2036	1963	1929	1903	1833	1812	1701	1665

- One full depth shelf.
- Only available in Non-Beaded and Beaded Inset when used in conjunction with a finial hinge.

Door & Drawer Modifications - See page E•4.

A	FH	IBO	NBO	PEGS	SDRWS
	•	•	•	•	

End Panel Modifications - See page E•8.

BBS	DDE	F	FDE	FPE	IPE	RPE	SEBK
	+	+					

Custom Modifications - See page E•12.

ART	AS	BBKI	CBO	CCO	CD	CFNTO	CFRMO	CH	CHGDRW	CMAT	CND	CS1	CW	DRT	DRWSC	DRWTK	EX	EXO	EXU	FD	FDSRTBTM
			•	•	+	•	•	+			•	•	+						•		

FFV	FLUTE	FP	FTK	LSD	MI	NOO	OBRB	P	PTOWB	RDD	RFLUTE	RTK	RTK6	SCPDRW	SRT	TD	TKP	UDRW	URT	VR	VTK	WS	WTCD	WTKCUP
			•	•	•		•														•			

+Modifications with a plus sign (+) have exceptions. In the digital PDF, click on the code in the chart for details. See page E•1 for Modification Index.

Base Outside Angle Corner 135°, Full Height Doors

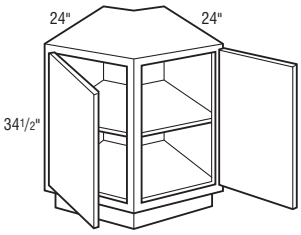

		C	D	F	H	I	J	K	L	M	O	P	Q
BOAC6FH		3450	3190	2930	2815	2673	2652	2587	2513	2505	2472	2307	2267
BOAC9FH		3697	3418	3139	3016	2865	2840	2772	2692	2684	2649	2473	2428
BOAC12FH		3944	3646	3348	3217	3056	3030	2956	2872	2863	2825	2636	2591

- Doors are hinged on outside of frame.
- Adjustable shelf cannot be removed from cabinet.
- No leg changes allowed.

Model	A Dimension	B Dimension
BOAC6FH	6″	15 15/16″
BOAC9FH	9″	18 15/16″
BOAC12FH	12″	21 15/16″

A indicates back width of cabinet and wall space
B indicates face frame width

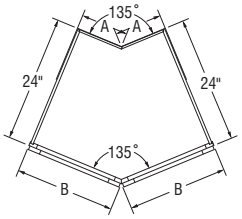

Top View

Door & Drawer Modifications - See page E•4.

A	FH	IBO	NBO	PEGS	SDRWS
		•	•	•	

End Panel Modifications - See page E•8.

BBS	DDE	F	FDE	FPE	IPE	RPE	SEBK
•	•	•		•			

Custom Modifications - See page E•12.

ART	AS	BBKI	CBO	CCO	CD	CFNTO	CFRMO	CH	CHGDRW	CMAT	CND	CSI	CW	DRT	DRWSC	DRWTK	EX	EXO	EXU	FD	FDSRTBTM
		•	•	•	+			+			•		+				•	•	•		

FFV	FLUTE	FP	FTK	LSD	MI	NOO	OBRB	P	PTOWB	RDD	RFLUTE	RTK	RTK6	SCPDRW	SRT	TD	TKP	UDRW	URT	VR	VTK	WS	WTCD	WTKCUP
					•																•			

+Modifications with a plus sign (+) have exceptions. In the digital PDF, click on the code in the chart for details. See page E•1 for Modification Index.

Base Inside Angle Corner 135°, Full Height Doors

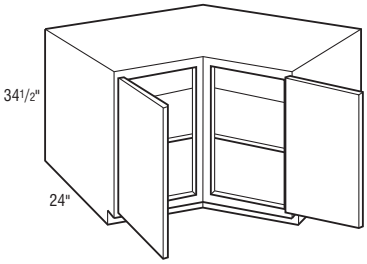

	C	D	F	H	I	J	K	L	M	O	P	Q
BIAC21	3450	3190	2930	2815	2673	2652	2587	2513	2505	2472	2307	2267
BIAC24	3697	3418	3139	3016	2865	2840	2772	2692	2684	2649	2473	2428
BIAC27	3944	3646	3348	3217	3056	3030	2956	2872	2863	2825	2636	2591

- Doors are hinged on outside of frame.
- Adjustable shelf cannot be removed from cabinet.
- No leg changes allowed.

Model	A Dimension	B Dimension
BIAC21	21″	11 3/32″
BIAC24	24″	14 3/32″
BIAC27	27″	17 3/32″

A indicates back width of cabinet and wall space
B indicates face frame width

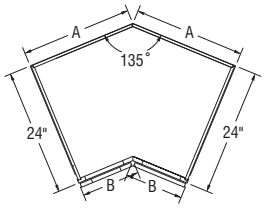

Top View

Door & Drawer Modifications - See page E•4.

A	FH	IBO	NBO	PEGS	SDRWS
		•	•	•	

End Panel Modifications - See page E•8.

BBS	DDE	F	FDE	FPE	IPE	RPE	SEBK
•	•	•		•			

Custom Modifications - See page E•12.

ART	AS	BBKI	CBO	CCO	CD	CFNTO	CFRMO	CH	CHGDRW	CMAT	CND	CS1	CW	DRT	DRWSC	DRWTK	EX	EXO	EXU	FD	FDSRTBTM
		•	•	•	+			+			•		+				•	•	•		

FFV	FLUTE	FP	FTK	LSD	MI	NOO	OBRB	P	PTOWB	RDD	RFLUTE	RTK	RTK6	SCPDRW	SRT	TD	TKP	UDRW	URT	VR	VTK	WS	WTCD	WTKCUP
	•		+		•						•										•			

+Modifications with a plus sign (+) have exceptions. In the digital PDF, click on the code in the chart for details. See page E•1 for Modification Index.

Base with Mixer Shelf, Full Height Door

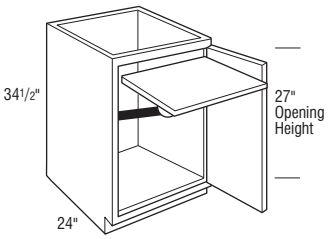

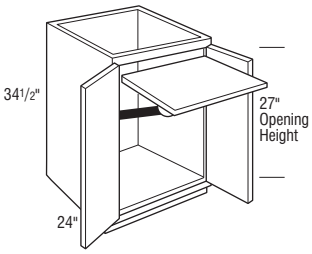

	C	D	F	H	I	J	K	L	M	O	P	Q
B18MIXFH L or R	3241	2990	2740	2592	2544	2465	2416	2372	2297	2265	2137	2097
B21MIXFH L or R	3389	3102	2816	2678	2629	2542	2489	2451	2373	2342	2195	2162
B24MIXFH L or R	3431	3174	2918	2766	2708	2622	2572	2528	2447	2411	2269	2231
B24MIXFH	3637	3364	3093	2932	2870	2779	2726	2680	2594	2556	2405	2365

- Weight capacity of mixer shelf is 26 pounds.
- Appliance height clearance for swing-out mixer shelf is 20″.
- Mixer Shelf features soft-close.

Door & Drawer Modifications - See page E•4.

A	FH	IBO	NBO	PEGS	SDRWS
	•	•	•	•	

End Panel Modifications - See page E•8.

BBS	DDE	F	FDE	FPE	IPE	RPE	SEBK
•	•	•		•			•

Custom Modifications - See page E•12.

ART	AS	BBKI	CBO	CCO	CD	CFNTO	CFRMO	CH	CHGDRW	CMAT	CND	CS1	CW	DRT	DRWSC	DRWTK	EX	EXO	EXU	FD	FDSRTBTM
		•	•	•	+	•	•	+			•		+			•	•	•			

FFV	FLUTE	FP	FTK	LSD	MI	NOO	OBRB	P	PTOWB	RDD	RFLUTE	RTK	RTK6	SCPDRW	SRT	TD	TKP	UDRW	URT	VR	VTK	WS	WTCD	WTKCUP
	+		•	•	•						+	•	+				•				•			

+Modifications with a plus sign (+) have exceptions. In the digital PDF, click on the code in the chart for details. See page E•1 for Modification Index.

Base Box Column Pull-out with Overlay

	C	D	F	H	I	J	K	L	M	O	P	Q
BBC3POOL	1689	1689	1689	1689	1689	1689	1689	1689	1689	1689	1689	1689
BBC6POOL	1887	1887	1887	1887	1887	1887	1887	1887	1887	1887	1887	1887

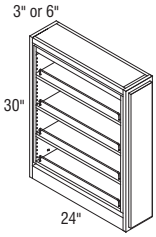

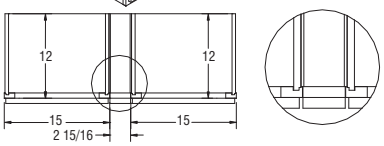

Top View Installation

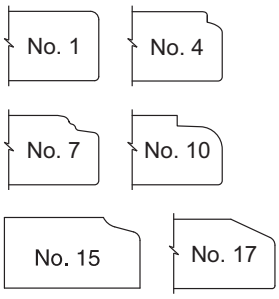

- Standard face application includes profiled full overlay filler.
- Specify edge profile (#1, 4, 7, 10, 15, 17).
- Pull or knob hardware required on base units.
- Top and bottom of unit are always Natural Maple.
- 2 1/8" clearance between chrome rails on shelves of 3" wide unit.
- 5 1/8" clearance between chrome rails on shelves of 6" wide unit.
- Only available in Non-Beaded and Beaded Inset when used in conjunction with No overlay (NOO) modification.

Door & Drawer Modifications - See page E•4.

A	FH	IBO	NBO	PEGS	SDRWS
		•	•		

End Panel Modifications - See page E•8.

BBS	DDE	F	FDE	FPE	IPE	RPE	SEBK
							•

Custom Modifications - See page E•12.

ART	AS	BBKI	CBO	CCO	CD	CFNTO	CFRMO	CH	CHGDRW	CMAT	CND	CS1	CW	DRT	DRWSC	DRWTK	EX	EXO	EXU	FD	FDSRTBTM
					+			+					+								

FFV	FLUTE	FP	FTK	LSD	MI	NOO	OBRB	P	PTOWB	RDD	RFLUTE	RTK	RTK6	SCPDRW	SRT	TD	TKP	UDRW	URT	VR	VTK	WS	WTCD	WTKCUP
	•					•					•													

+Modifications with a plus sign (+) have exceptions. In the digital PDF, click on the code in the chart for details. See page E•1 for Modification Index.

Base Pantry Pull-out

	C	D	F	H	I	J	K	L	M	O	P	Q
BPP9	3340	3074	2809	2650	2598	2516	2462	2429	2345	2315	2192	2150
BPP12	3717	3427	3137	2984	2922	2828	2762	2727	2642	2600	2443	2396
BPP15	4300	3961	3623	3431	3360	3259	3184	3137	3032	2995	2827	2769
BPP18	4909	4521	4134	3899	3821	3702	3623	3576	3450	3406	3223	3163

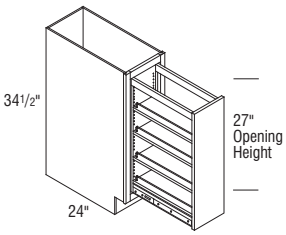

Door & Drawer Modifications - See page E•4.

A	FH	IBO	NBO	PEGS	SDRWS
		•	•	•	

End Panel Modifications - See page E•8.

BBS	DDE	F	FDE	FPE	IPE	RPE	SEBK
•	•	•		•	•	•	•

Custom Modifications - See page E•12.

ART	AS	BBKI	CBO	CCO	CD	CFNTO	CFRMO	CH	CHGDRW	CMAT	CND	CS1	CW	DRT	DRWSC	DRWTK	EX	EXO	EXU	FD	FDSRTBTM
				•	+		•	+					+			+	•	•	•		

FFV	FLUTE	FP	FTK	LSD	MI	NOO	OBRB	P	PTOWB	RDD	RFLUTE	RTK	RTK6	SCPDRW	SRT	TD	TKP	UDRW	URT	VR	VTK	WS	WTCD	WTKCUP
	•		+		•		•				•	•	+				•				•			

+Modifications with a plus sign (+) have exceptions. In the digital PDF, click on the code in the chart for details. See page E•1 for Modification Index.

Base Pantry Pull-out with Spice Insert

	C	D	F	H	I	J	K	L	M	O	P	Q
BPP12SI	4087	3770	3453	3280	3211	3107	3032	2999	2903	2858	2690	2641
BPP15SI	4721	4350	3979	3778	3705	3577	3509	3447	3339	3287	3102	3035

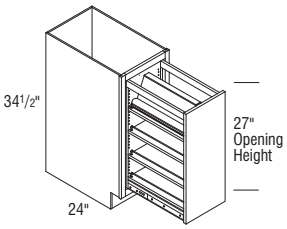

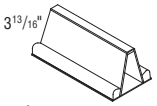

Spice Insert Top Shelf

Door & Drawer Modifications - See page E•4.

A	FH	IBO	NBO	PEGS	SDRWS
		•	•		

End Panel Modifications - See page E•8.

BBS	DDE	F	FDE	FPE	IPE	RPE	SEBK
•	•	•		•	•	•	•

Custom Modifications - See page E•12.

ART	AS	BBKI	CBO	CCO	CD	CFNTO	CFRMO	CH	CHGDRW	CMAT	CND	CS1	CW	DRT	DRWSC	DRWTK	EX	EXO	EXU	FD	FDSRTBTM
					+			+					+			+	•	•	•		

FFV	FLUTE	FP	FTK	LSD	MI	NOO	OBRB	P	PTOWB	RDD	RFLUTE	RTK	RTK6	SCPDRW	SRT	TD	TKP	UDRW	URT	VR	VTK	WS	WTCD	WTKCUP
	•		+		•		•				•	•	+				•				•			

+Modifications with a plus sign (+) have exceptions. In the digital PDF, click on the code in the chart for details. See page E•1 for Modification Index.

Base Pantry Pull-out with Utensil Canisters

	C	D	F	H	I	J	K	L	M	O	P	Q
BPP9U	3930	3620	3310	3121	3060	2965	2901	2863	2762	2726	2580	2533
BPP12U	4525	4168	3810	3592	3522	3412	3340	3296	3180	3139	2971	2916

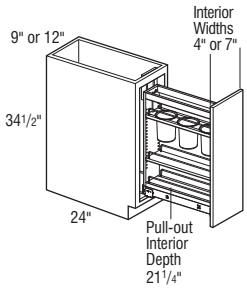

- Features soft-close pull-out with two adjustable shelves (including canister shelf) and one fixed shelf with chrome rails.
- Top shelf features three stainless steel (removable) canisters for utensils.
- BPP9U canisters are 5.85" tall and have an inside diameter of 4.3". BPP12U canisters are 6.7" tall and have an inside diameter of 5".

Door & Drawer Modifications - See page E•4.

A	FH	IBO	NBO	PEGS	SDRWS
		•	•	•	

End Panel Modifications - See page E•8.

BBS	DDE	F	FDE	FPE	IPE	RPE	SEBK
•	•	•		•	•	•	•

Custom Modifications - See page E•12.

ART	AS	BBKI	CBO	CCO	CD	CFNTO	CFRMO	CH	CHGDRW	CMAT	CND	CS1	CW	DRT	DRWSC	DRWTK	EX	EXO	EXU	FD	FDSRTBTM
				•	+		•	+			•		+				•	•	•		

FFV	FLUTE	FP	FTK	LSD	MI	NOO	OBRB	P	PTOWB	RDD	RFLUTE	RTK	RTK6	SCPDRW	SRT	TD	TKP	UDRW	URT	VR	VTK	WS	WTCD	WTKCUP
	•		+	•	•		•				•	•	+				•				•			

+Modifications with a plus sign (+) have exceptions. In the digital PDF, click on the code in the chart for details. See page E•1 for Modification Index.

Base Pantry Pull-out with Utensil Canisters, Knife Block

	C	D	F	H	I	J	K	L	M	O	P	Q
BPP12UK	5120	4715	4311	4066	3985	3860	3778	3728	3597	3552	3361	3300
BPP15UK	5841	5379	4918	4638	4547	4404	4311	4254	4104	4051	3835	3763

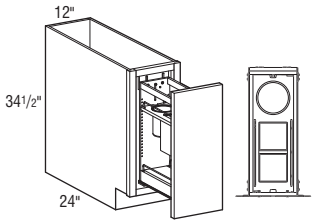

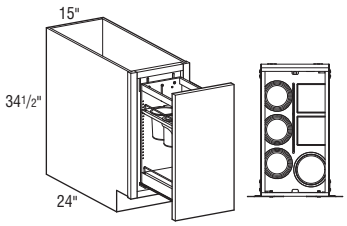

- Features soft-close pull-out with adjustable knife and canister shelf, four cutting boards, and one fixed shelf with chrome rails.
- BPP12UK includes one stainless steel canister, 6.7" tall and has an inside diameter of 5".
- BPP15UK includes one stainless steel canister 5.85" tall with an inside diameter of 4.3", and three stainless steel canisters 6.7" tall with an inside diameter of 5".
- Knife block features movable flex rods that adjust to hold a multitude of knives.

Door & Drawer Modifications - See page E•4.

A	FH	IBO	NBO	PEGS	SDRWS
		•	•	•	

End Panel Modifications - See page E•8.

BBS	DDE	F	FDE	FPE	IPE	RPE	SEBK
•	•	•		•	•	•	•

Custom Modifications - See page E•12.

ART	AS	BBKI	CBO	CCO	CD	CFNTO	CFRMO	CH	CHGDRW	CMAT	CND	CS1	CW	DRT	DRWSC	DRWTK	EX	EXO	EXU	FD	FDSRTBTM
				•	+		•	+			•		+			+	•	•	•		

FFV	FLUTE	FP	FTK	LSD	MI	NOO	OBRB	P	PTOWB	RDD	RFLUTE	RTK	RTK6	SCPDRW	SRT	TD	TKP	UDRW	URT	VR	VTK	WS	WTCD	WTKCUP
	•		+	•	•		•				•	•	+				•				•			

+Modifications with a plus sign (+) have exceptions. In the digital PDF, click on the code in the chart for details. See page E•1 for Modification Index.

Base Pantry Pull-out with Tray Divider

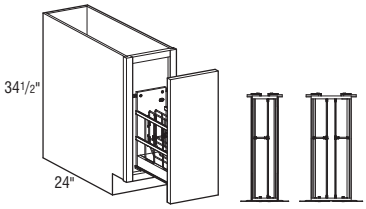

	C	D	F	H	I	J	K	L	M	O	P	Q
BPP9TD	3591	3307	3024	2852	2796	2708	2651	2616	2524	2491	2358	2314
BPP12TD	4015	3698	3381	3188	3125	3027	2964	2924	2820	2785	2635	2587

- Features soft-close slides.
- BPP9TD includes one removable center divider and one snap on T-bar.
- BPP12TD includes two removable center dividers and two snap on T-bars.
- Tray dividers are chrome plated steel.

Door & Drawer Modifications - See page E•4.

A	FH	IBO	NBO	PEGS	SDRWS
		•	•	•	

End Panel Modifications - See page E•8.

BBS	DDE	F	FDE	FPE	IPE	RPE	SEBK
•	•	•		•	•	•	•

Custom Modifications - See page E•12.

ART	AS	BBKI	CBO	CCO	CD	CFNTO	CFRMO	CH	CHGDRW	CMAT	CND	CS1	CW	DRT	DRWSC	DRWTK	EX	EXO	EXU	FD	FDSRTBTM
				•	+		•	+					+				•	•	•		

FFV	FLUTE	FP	FTK	LSD	MI	NOO	OBRB	P	PTOWB	RDD	RFLUTE	RTK	RTK6	SCPDRW	SRT	TD	TKP	UDRW	URT	VR	VTK	WS	WTCD	WTKCUP
	•		+		•		•				•	•	+				•				•			

+Modifications with a plus sign (+) have exceptions. In the digital PDF, click on the code in the chart for details. See page E•1 for Modification Index.

Base Pantry Pull-out with Containers Organizer

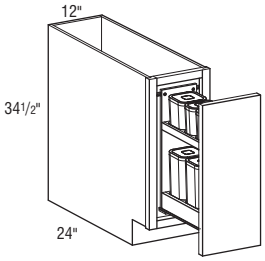

	C	D	F	H	I	J	K	L	M	O	P	Q
BPP12CO	5205	4792	4380	4132	4050	3922	3840	3790	3657	3610	3416	3353

- Features soft-close slides.
- Includes 7 OXO Good Grips® POP containers, BPA Free: (3) 1.7 quart, (1) 2.6 quart, (3) 4.3 quart.
- Fixed shelf.

Door & Drawer Modifications - See page E•4.

A	FH	IBO	NBO	PEGS	SDRWS
		•	•	•	

End Panel Modifications - See page E•8.

BBS	DDE	F	FDE	FPE	IPE	RPE	SEBK
•	•	•		•	•	•	•

Custom Modifications - See page E•12.

ART	AS	BBKI	CBO	CCO	CD	CFNTO	CFRMO	CH	CHGDRW	CMAT	CND	CS1	CW	DRT	DRWSC	DRWTK	EX	EXO	EXU	FD	FDSRTBTM
				•	+		•	+					+				•	•	•		

FFV	FLUTE	FP	FTK	LSD	MI	NOO	OBRB	P	PTOWB	RDD	RFLUTE	RTK	RTK6	SCPDRW	SRT	TD	TKP	UDRW	URT	VR	VTK	WS	WTCD	WTKCUP
	•		+		•		•				•	•	+				•				•			

+Modifications with a plus sign (+) have exceptions. In the digital PDF, click on the code in the chart for details. See page E•1 for Modification Index.

Base Wastebasket

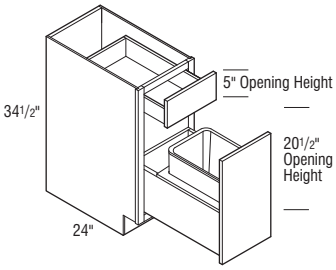

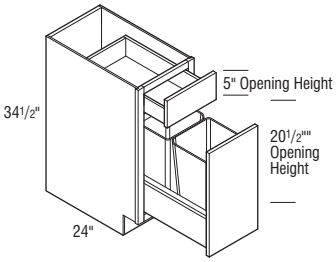

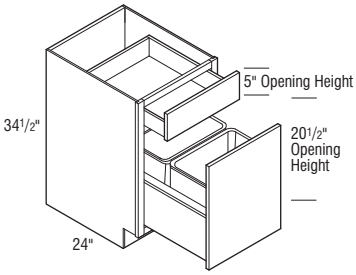

	C	D	F	H	I	J	K	L	M	O	P	Q
BWB15	2994	2755	2517	2383	2332	2255	2221	2175	2111	2080	1964	1916
• One 35 quart wastebasket included.												
BWBD15	2994	2755	2517	2383	2332	2255	2221	2175	2111	2080	1964	1916
• Includes two 27 quart wastebaskets.												
BWBD18	3123	2886	2650	2501	2449	2372	2328	2289	2218	2177	2065	2017
BWBD21	3172	2922	2672	2537	2490	2412	2363	2331	2250	2225	2082	2042
BWBD24	3251	2998	2745	2604	2558	2476	2427	2392	2309	2286	2138	2098
• Two 35 quart wastebaskets and one lid included. Wastebasket lid is operational on front wastebasket only.												

Notes below apply to all products in section above:

- Features soft-close slides.
- Wastebasket pull-out box will be 6 3/8″ high.
- Wastebasket is gray.
- Panel inserted under drawer.

Door & Drawer Modifications - See page E•4.

A	FH	IBO	NBO	PEGS	SDRWS
		•	•		

End Panel Modifications - See page E•8.

BBS	DDE	F	FDE	FPE	IPE	RPE	SEBK
•	•	•		•	•	•	•

Custom Modifications - See page E•12.

ART	AS	BBKI	CBO	CCO	CD	CFNTO	CFRMO	CH	CHGDRW	CMAT	CND	CS1	CW	DRT	DRWSC	DRWTK	EX	EXO	EXU	FD	FDSRTBTM
		•	•	•	+		•	+	+		•		+		+	•	•	•	•		

FFV	FLUTE	FP	FTK	LSD	MI	NOO	OBRB	P	PTOWB	RDD	RFLUTE	RTK	RTK6	SCPDRW	SRT	TD	TKP	UDRW	URT	VR	VTK	WS	WTCD	WTKCUP
	•	•	•	•	•		•		+	+	•	•	+	•			•				•		•	+

+Modifications with a plus sign (+) have exceptions. In the digital PDF, click on the code in the chart for details. See page E•1 for Modification Index.

Base Wastebasket, Full Height Door

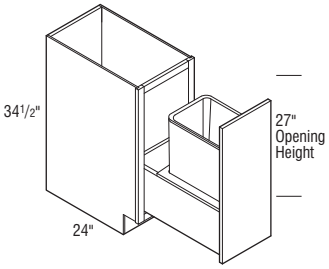

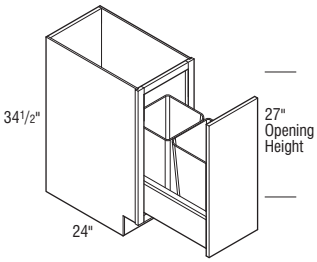

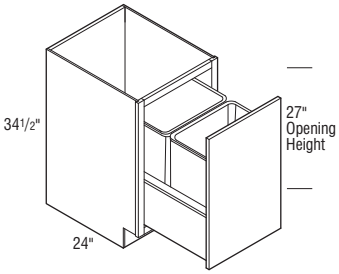

	C	D	F	H	I	J	K	L	M	O	P	Q
BWB15FH	3521	3166	2811	2642	2582	2493	2439	2404	2314	2201	2144	2100
BWB18FH	3748	3394	3040	2868	2810	2722	2666	2630	2541	2428	2372	2327

- One 50 quart wastebasket included.
- Wastebasket pull-out box will be 10" high.

BWBD15FH	2911	2688	2465	2339	2281	2206	2183	2131	2062	2047	1924	1877
BWBD18FH	2962	2731	2499	2362	2309	2237	2192	2153	2097	2051	1943	1900

- BWBD15FH includes two 27 quart wastebaskets. Wastebasket pull-out box will be 6 3/8" high.
- BWBD18FH includes two 35 quart wastebaskets and one lid included. Wastebasket lid is operational on front wastebasket only. Wastebasket pull-out box will be 10" high.

BWBD21FH	3949	3644	3340	3151	3088	2987	2925	2888	2789	2663	2603	2554
BWBD24FH	4077	3762	3447	3251	3186	3082	3020	2983	2878	2748	2687	2635

- Two 50 quart wastebaskets and one lid included. Wastebasket lid is operational on front wastebasket only.
- Wastebasket pull-out box will be 10" high.

Notes below apply to all products in section above:

- Features soft-close slides.
- Wastebasket is gray.

Door & Drawer Modifications - See page E•4.

A	FH	IBO	NBO	PEGS	SDRWS
		•	•		

End Panel Modifications - See page E•8.

BBS	DDE	F	FDE	FPE	IPE	RPE	SEBK
•	•	•		•	•	•	•

Custom Modifications - See page E•12.

ART	AS	BBKI	CBO	CCO	CD	CFNTO	CFRMO	CH	CHGDRW	CMAT	CND	CSI	CW	DRT	DRWSC	DRWTK	EX	EXO	EXU	FD	FDSRTBTM
		•	•	•	+		•	+			•		+			•	•	•	•		

FFV	FLUTE	FP	FTK	LSD	MI	NOO	OBRB	P	PTOWB	RDD	RFLUTE	RTK	RTK6	SCPDRW	SRT	TD	TKP	UDRW	URT	VR	VTK	WS	WTCD	WTKCUP
	•		•	•	•		•		+		•	•	+				•				•			

+Modifications with a plus sign (+) have exceptions. In the digital PDF, click on the code in the chart for details. See page E•1 for Modification Index.

Base Wastebasket Double Bin with Roll Tray, Full Height Door

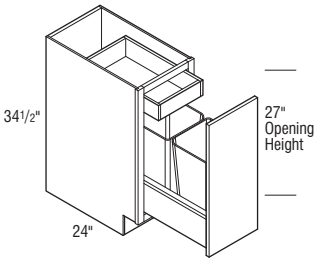

BWBD15RTFH	3152	2929	2706	2579	2522	2447	2424	2372	2303	2288	2165	2118
BWBD18RTFH	3203	2971	2740	2603	2550	2477	2433	2393	2337	2292	2184	2140

- BWBD15RTFH includes two 27 quart wastebaskets.
- BWBD18RTFH includes two 35 quart wastebaskets.
- Features soft-close slides.
- Wastebasket is gray.
- On the BWBD18RTFH, one lid will be included. Wastebasket lid is operational on front wastebasket only.
- 15" wide will have a 6 3/8" high wastebasket pull-out box.
- 18" wide will have a 10" high wastebasket pull-out box.

Door & Drawer Modifications - See page E•4.

A	FH	IBO	NBO	PEGS	SDRWS
		•	•		

End Panel Modifications - See page E•8.

BBS	DDE	F	FDE	FPE	IPE	RPE	SEBK
•	•	•		•	•	•	•

Custom Modifications - See page E•12.

ART	AS	BBKI	CBO	CCO	CD	CFNTO	CFRMO	CH	CHGDRW	CMAT	CND	CSI	CW	DRT	DRWSC	DRWTK	EX	EXO	EXU	FD	FDSRTBTM
		•	•	•	+		•	+			•		+			•	•	•	•		

FFV	FLUTE	FP	FTK	LSD	MI	NOO	OBRB	P	PTOWB	RDD	RFLUTE	RTK	RTK6	SCPDRW	SRT	TD	TKP	UDRW	URT	VR	VTK	WS	WTCD	WTKCUP
	•		•	•	•		•		•		•	•	+				•				•			

+Modifications with a plus sign (+) have exceptions. In the digital PDF, click on the code in the chart for details. See page E•1 for Modification Index.

Base Wastebasket with Breadboard

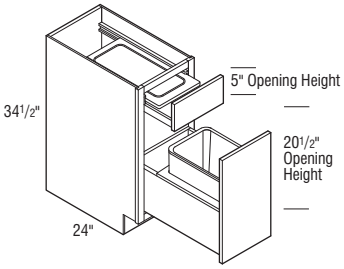

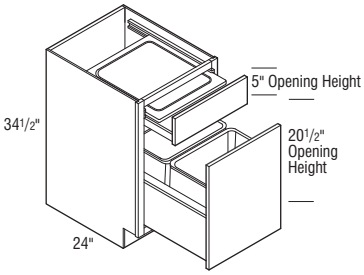

	C	D	F	H	I	J	K	L	M	O	P	Q
BWB15BB	3927	3639	3351	3198	3130	3041	3000	2950	2868	2835	2688	2641
• One 35 quart wastebasket included.												
BWBD18BB	4170	3890	3610	3427	3367	3274	3218	3177	3087	3041	2910	2849
BWBD21BB	4263	3976	3689	3521	3460	3363	3315	3270	3177	3138	2972	2924
BWBD24BB	4383	4088	3793	3620	3557	3457	3410	3362	3267	3226	3056	3005
• Two 35 quart wastebaskets and one lid included. Wastebasket lid is operational on front wastebasket only.												

Notes below apply to all products in section above:

- Features soft-close slides.
- Wastebasket is gray.
- Wastebasket pull-out box will be 6 3/8" high.
- Panel inserted under drawer.

Door & Drawer Modifications - See page E•4.

A	FH	IBO	NBO	PEGS	SDRWS
		•	•		

End Panel Modifications - See page E•8.

BBS	DDE	F	FDE	FPE	IPE	RPE	SEBK
•	•	•		•	•	•	•

Custom Modifications - See page E•12.

ART	AS	BBKI	CBO	CCO	CD	CFNTO	CFRMO	CH	CHGDRW	CMAT	CND	CS1	CW	DRT	DRWSC	DRWTK	EX	EXO	EXU	FD	FDSRTBTM
		•	•		+			+					+			•	•	•	•		

FFV	FLUTE	FP	FTK	LSD	MI	NOO	OBRB	P	PTOWB	RDD	RFLUTE	RTK	RTK6	SCPDRW	SRT	TD	TKP	UDRW	URT	VR	VTK	WS	WTCD	WTKCUP
	•		•	•	•		•		+		•	•	+				•				•			

+Modifications with a plus sign (+) have exceptions. In the digital PDF, click on the code in the chart for details. See page E•1 for Modification Index.

Base Wastebasket with Wood Tiered Cutlery Divider

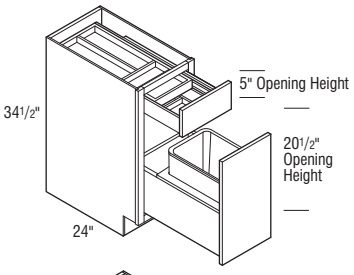

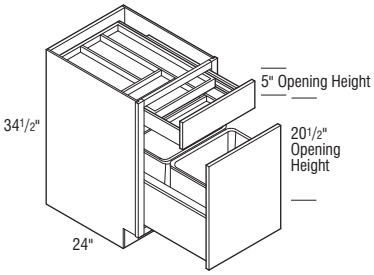

	C	D	F	H	I	J	K	L	M	O	P	Q
BWB15WTCD	3545	3306	3068	2934	2883	2806	2772	2726	2662	2631	2515	2467
• One 35 quart wastebasket included.												
BWBD18WTCD	3690	3453	3217	3068	3016	2939	2895	2856	2785	2744	2632	2584
BWBD21WTCD	3759	3509	3259	3124	3077	2999	2950	2918	2837	2812	2669	2629
BWBD24WTCD	3856	3603	3350	3209	3163	3081	3032	2997	2914	2891	2743	2703
• Two 35 quart wastebaskets and one lid included. Wastebasket lid is operational on front wastebasket only.												

Notes below apply to all products in section above:

- Features soft-close slides.
- Exterior WTCD drawer box height is 3 3/4", interior height of top and bottom tier is 1 3/8".
- Different sizes of the cutlery dividers may have different configurations. Please reference the accessory section on page P•4 for more details.
- Wastebasket is gray.
- Wastebasket pull-out box will be 6 3/8" high.
- Panel inserted under drawer.

Door & Drawer Modifications - See page E•4.

A	FH	IBO	NBO	PEGS	SDRWS
		•	•		

End Panel Modifications - See page E•8.

BBS	DDE	F	FDE	FPE	IPE	RPE	SEBK
•	•	•		•	•	•	

Custom Modifications - See page E•12.

ART	AS	BBKI	CBO	CCO	CD	CFNTO	CFRMO	CH	CHGDRW	CMAT	CND	CS1	CW	DRT	DRWSC	DRWTK	EX	EXO	EXU	FD	FDSRTBTM
		•	•	•	+	•		+			•		+			•	•	•			

FFV	FLUTE	FP	FTK	LSD	MI	NOO	OBRB	P	PTOWB	RDD	RFLUTE	RTK	RTK6	SCPDRW	SRT	TD	TKP	UDRW	URT	VR	VTK	WS	WTCD	WTKCUP
	•		•	•	•		•		+		•	•	+				•				•			

+Modifications with a plus sign (+) have exceptions. In the digital PDF, click on the code in the chart for details. See page E•1 for Modification Index.

Base Wastebasket with Paper Towel Holder

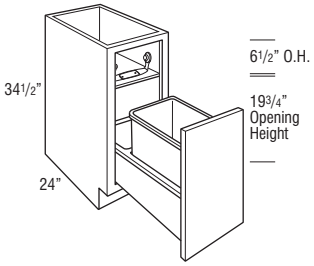

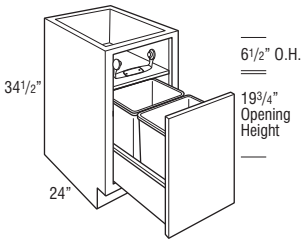

	C	D	F	H	I	J	K	L	M	O	P	Q
BWB15PT	3054	2810	2567	2431	2379	2300	2265	2219	2153	2122	2003	1954
• One 35 quart wastebasket included and one trash bag storage area.												
BWBD18PT	3185	2944	2703	2551	2498	2419	2375	2335	2262	2221	2106	2057
• Two 35 quart wastebaskets.												

Notes below apply to all products in section above:

- Upper section of cabinet features an open cubby area with veneer finished interior sides and fixed shelf, a paper towel holder, and a storage area behind the paper towel roll for an additional three to four paper towel rolls. Maximum paper towel diameter is 6".
- Cabinet back and lower section of cabinet has standard interior.
- Can be reduced in depth to 21". When reduced, 15" wide includes one wastebasket. When reduced, 18" wide includes one wastebasket and one trash bag storage area.
- BWBLID will not fit due to interference with the cubby area.
- Features soft-close slides.
- Wastebasket pull-out box will be 6 3/8" high.
- Wastebasket is gray.

Door & Drawer Modifications - See page E•4.

A	FH	IBO	NBO	PEGS	SDRWS
		•	•		

End Panel Modifications - See page E•8.

BBS	DDE	F	FDE	FPE	IPE	RPE	SEBK
•	•	•		•	•	•	•

Custom Modifications - See page E•12.

ART	AS	BBKI	CBO	CCO	CD	CFNTO	CFRMO	CH	CHGDRW	CMAT	CND	CS1	CW	DRT	DRWSC	DRWTK	EX	EXO	EXU	FD	FDSRTBTM
		•	•	•	+		•	+			•		+			•	•	•	•		

FFV	FLUTE	FP	FTK	LSD	MI	NOO	OBRB	P	PTOWB	RDD	RFLUTE	RTK	RTK6	SCPDRW	SRT	TD	TKP	UDRW	URT	VR	VTK	WS	WTCD	WTKCUP
	•		•	•	•		•		•		•	•	+				•				•			

+Modifications with a plus sign (+) have exceptions. In the digital PDF, click on the code in the chart for details. See page E•1 for Modification Index.

Base Wastebasket with Paper Towel Holder, Full Height Door

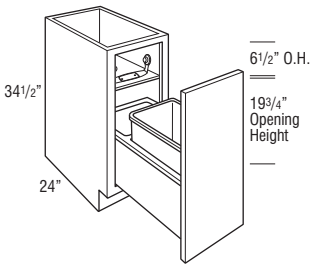

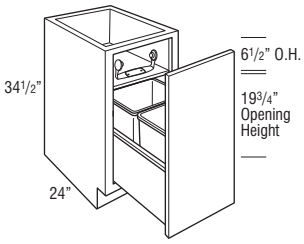

	C	D	F	H	I	J	K	L	M	O	P	Q
BWB15PTFH	3591	3229	2867	2695	2634	2543	2488	2452	2360	2245	2187	2142
• One 35 quart wastebasket included and one trash bag storage area.												
BWBD18PTFH	3823	3462	3101	2925	2866	2776	2719	2683	2592	2477	2419	2374
• Two 35 quart wastebaskets.												

Notes below apply to all products in section above:

- Upper section of cabinet features an open cubby area with veneer finished interior sides and fixed shelf, a paper towel holder, and a storage area behind the paper towel roll for an additional three to four paper towel rolls. Maximum paper towel diameter is 6".
- Cabinet back and lower section of cabinet has standard interior.
- BWBLID will not fit due to interference with the cubby area.
- Features soft-close slides.
- Wastebasket pull-out box will be 6 3/8" high.
- Wastebasket is gray.

Door & Drawer Modifications - See page E•4.

A	FH	IBO	NBO	PEGS	SDRWS
		•	•		

End Panel Modifications - See page E•8.

BBS	DDE	F	FDE	FPE	IPE	RPE	SEBK
•	•	•		•	•	•	•

Custom Modifications - See page E•12.

ART	AS	BBKI	CBO	CCO	CD	CFNTO	CFRMO	CH	CHGDRW	CMAT	CND	CS1	CW	DRT	DRWSC	DRWTK	EX	EXO	EXU	FD	FDSRTBTM
		•	•	•	+		•	+			•		+			•	•	•	•		

FFV	FLUTE	FP	FTK	LSD	MI	NOO	OBRB	P	PTOWB	RDD	RFLUTE	RTK	RTK6	SCPDRW	SRT	TD	TKP	UDRW	URT	VR	VTK	WS	WTCD	WTKCUP
	•		•	•	•		•		•		•	•	+				•				•			

+Modifications with a plus sign (+) have exceptions. In the digital PDF, click on the code in the chart for details. See page E•1 for Modification Index.

Base Cubby Vertical

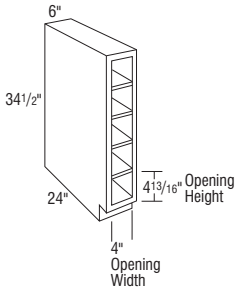

BCUBV6 shown

	C	D	F	H	I	J	K	L	M	O	P	Q
BCUBV6	1099	1099	1099	1099	1099	1099	1099	1099	1099	1099	1099	1099
• Five openings.												
BCUBV640.5	1148	1148	1148	1148	1148	1148	1148	1148	1148	1148	1148	1148
• Six openings.												
BCUBV646.5	1196	1196	1196	1196	1196	1196	1196	1196	1196	1196	1196	1196
• Seven openings.												

Notes below apply to all products in section above:
- Matching Interior standard.

Door & Drawer Modifications - See page E•4.

A	FH	IBO	NBO	PEGS	SDRWS

End Panel Modifications - See page E•8.

BBS	DDE	F	FDE	FPE	IPE	RPE	SEBK
•	•	•		•			•

Custom Modifications - See page E•12.

ART	AS	BBKI	CBO	CCO	CD	CFNTO	CFRMO	CH	CHGDRW	CMAT	CND	CS1	CW	DRT	DRWSC	DRWTK	EX	EXO	EXU	FD	FDSRTBTM
					+		•	+					+								

FFV	FLUTE	FP	FTK	LSD	MI	NOO	OBRB	P	PTOWB	RDD	RFLUTE	RTK	RTK6	SCPDRW	SRT	TD	TKP	UDRW	URT	VR	VTK	WS	WTCD	WTKCUP
			+			•															•			

+Modifications with a plus sign (+) have exceptions. In the digital PDF, click on the code in the chart for details. See page E•1 for Modification Index.

Base Cubby Vertical with Drawers

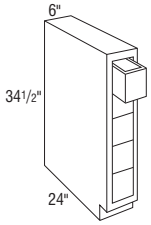

BCUBV5D6 shown

	C	D	F	H	I	J	K	L	M	O	P	Q
BCUBV5D6	1603	1603	1603	1603	1603	1603	1603	1603	1603	1603	1603	1603
• Five drawers.												
BCUBV6D640.5	1688	1688	1688	1688	1688	1688	1688	1688	1688	1688	1688	1688
• Six drawers.												
BCUBV7D646.5	1734	1734	1734	1734	1734	1734	1734	1734	1734	1734	1734	1734
• Seven drawers.												

Notes below apply to all products in section above:
- Matching Interior standard.
- Profile will match or complement profile on chosen door style.

Door & Drawer Modifications - See page E•4.

A	FH	IBO	NBO	PEGS	SDRWS

End Panel Modifications - See page E•8.

BBS	DDE	F	FDE	FPE	IPE	RPE	SEBK
•		•		•			•

Custom Modifications - See page E•12.

ART	AS	BBKI	CBO	CCO	CD	CFNTO	CFRMO	CH	CHGDRW	CMAT	CND	CS1	CW	DRT	DRWSC	DRWTK	EX	EXO	EXU	FD	FDSRTBTM
					+		•	+					+								

FFV	FLUTE	FP	FTK	LSD	MI	NOO	OBRB	P	PTOWB	RDD	RFLUTE	RTK	RTK6	SCPDRW	SRT	TD	TKP	UDRW	URT	VR	VTK	WS	WTCD	WTKCUP
			+																		•			

+Modifications with a plus sign (+) have exceptions. In the digital PDF, click on the code in the chart for details. See page E•1 for Modification Index.

Desk Three Drawer File Drawer, 30″ High, 21″ Deep

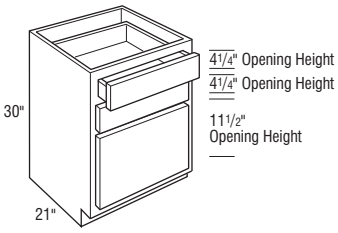

	C	D	F	H	I	J	K	L	M	O	P	Q
D3D153021FD	2358	2174	1990	1879	1842	1783	1746	1720	1664	1643	1555	1524
D3D183021FD	2470	2276	2082	1967	1929	1865	1829	1802	1744	1718	1625	1594
D3D213021FD	2697	2488	2278	2152	2107	2040	1996	1970	1904	1879	1777	1745
D3D243021FD	2845	2621	2397	2264	2220	2149	2103	2074	2008	1980	1874	1837

- Lateral (side-to-side) Filing system installed.
- When a Non-Beaded or Beaded Inset style is selected, drawer fronts will be slab.

Door & Drawer Modifications - See page E•4.

A	FH	IBO	NBO	PEGS	SDRWS
		•	•	•	

End Panel Modifications - See page E•8.

BBS	DDE	F	FDE	FPE	IPE	RPE	SEBK
•	•	•	•	•	•	•	•

Custom Modifications - See page E•12.

ART	AS	BBKI	CBO	CCO	CD	CFNTO	CFRMO	CH	CHGDRW	CMAT	CND	CS1	CW	DRT	DRWSC	DRWTK	EX	EXO	EXU	FD	FDSRTBTM
			•	•	+	•	•	+					+			•	•	•	•		

FFV	FLUTE	FP	FTK	LSD	MI	NOO	OBRB	P	PTOWB	RDD	RFLUTE	RTK	RTK6	SCPDRW	SRT	TD	TKP	UDRW	URT	VR	VTK	WS	WTCD	WTKCUP
	•		•	•	•		•				•	•	+				•				•	•		

+Modifications with a plus sign (+) have exceptions. In the digital PDF, click on the code in the chart for details. See page E•1 for Modification Index.

Base Three Drawer File Drawer, 34 1/2″ High, 21″ Deep

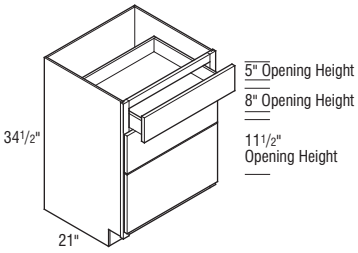

	C	D	F	H	I	J	K	L	M	O	P	Q
B3D1521FD	2713	2501	2289	2160	2118	2051	2009	1980	1914	1888	1785	1752
B3D1821FD	2839	2616	2393	2260	2214	2146	2101	2072	2005	1976	1868	1835
B3D2121FD	3105	2862	2619	2473	2423	2345	2296	2264	2192	2160	2044	2006
B3D2421FD	3270	3015	2760	2605	2554	2472	2420	2386	2307	2277	2154	2112

- Lateral (side-to-side) Filing system installed.

Door & Drawer Modifications - See page E•4.

A	FH	IBO	NBO	PEGS	SDRWS
		•	•	•	

End Panel Modifications - See page E•8.

BBS	DDE	F	FDE	FPE	IPE	RPE	SEBK
•	•	•	•	•	•	•	•

Custom Modifications - See page E•12.

ART	AS	BBKI	CBO	CCO	CD	CFNTO	CFRMO	CH	CHGDRW	CMAT	CND	CS1	CW	DRT	DRWSC	DRWTK	EX	EXO	EXU	FD	FDSRTBTM
			•	•	+	•	•	+					+			•	•	•	•		

FFV	FLUTE	FP	FTK	LSD	MI	NOO	OBRB	P	PTOWB	RDD	RFLUTE	RTK	RTK6	SCPDRW	SRT	TD	TKP	UDRW	URT	VR	VTK	WS	WTCD	WTKCUP
	•		•	•	•		•				•	•	+				•				•	•		

+Modifications with a plus sign (+) have exceptions. In the digital PDF, click on the code in the chart for details. See page E•1 for Modification Index.

Furniture Drawer, 6 3/4″ High, 24″ Deep

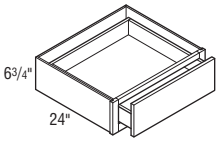

	C	D	F	H	I	J	K	L	M	O	P	Q
F1D156.7524	1424	1313	1202	1135	1112	1077	1054	1042	1006	992	935	914
F1D186.7524	1494	1379	1263	1192	1168	1133	1108	1094	1056	1043	983	961
F1D216.7524	1572	1450	1328	1253	1230	1192	1164	1149	1109	1094	1032	1008
F1D246.7524	1650	1522	1394	1316	1290	1250	1222	1206	1165	1150	1085	1060
F1D276.7524	1729	1596	1463	1380	1353	1313	1282	1267	1223	1206	1138	1111
F1D306.7524	1819	1678	1537	1450	1421	1378	1346	1329	1284	1267	1195	1167
F1D336.7524	1912	1764	1616	1524	1495	1449	1416	1398	1350	1332	1256	1228
F1D366.7524	2004	1849	1695	1599	1568	1520	1485	1467	1417	1398	1319	1288
F1D396.7524	2106	1943	1781	1680	1648	1597	1560	1541	1487	1468	1385	1353
F1D426.7524	2212	2042	1872	1765	1732	1678	1640	1618	1562	1542	1455	1421
F1D456.7524	2323	2144	1964	1852	1818	1761	1720	1699	1641	1618	1527	1491
F1D486.7524	2439	2251	2063	1945	1908	1849	1807	1784	1723	1699	1603	1566

Door & Drawer Modifications - See page E•4.

A	FH	IBO	NBO	PEGS	SDRWS
		•	•		•

End Panel Modifications - See page E•8.

BBS	DDE	F	FDE	FPE	IPE	RPE	SEBK
	•	•					•

Custom Modifications - See page E•12.

ADDTK	ART	AS	BBKI	CBO	CCO	CD	CFNTO	CFRMO	CH	CHGDRW	CMAT	CND	CS1	CW	DRT	DRWSC	DRWTK	EX	EXO	EXU	FD	FDSRTBTM
•			•	•	•	+	•	•	+					+						•		

FFV	FLUTE	FP	FTK	LSD	MI	NOO	OBRB	P	PTOWB	RDD	RFLUTE	RTK	RTK6	SCPDRW	SRT	TD	TKP	UDRW	URT	VR	VTK	WS	WTCD	WTKCUP
				•	•		•																	

+Modifications with a plus sign (+) have exceptions. In the digital PDF, click on the code in the chart for details. See page E•1 for Modification Index.

Furniture Drawer, 12″ High, 24″ Deep

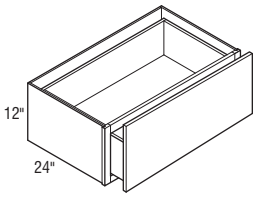

		C	D	F	H	I	J	K	L	M	O	P	Q
F1D151224		1460	1348	1236	1166	1144	1108	1083	1068	1032	1018	961	939
F1D181224		1534	1416	1297	1224	1200	1163	1137	1122	1084	1068	1008	984
F1D211224		1609	1486	1363	1286	1260	1222	1194	1179	1139	1123	1061	1037
F1D241224		1692	1561	1430	1350	1324	1282	1253	1238	1195	1179	1112	1088
F1D271224		1777	1640	1502	1417	1389	1346	1316	1299	1254	1239	1168	1141
F1D301224		1868	1723	1577	1487	1459	1415	1382	1365	1318	1300	1228	1198
F1D331224		1961	1810	1659	1565	1533	1486	1454	1435	1385	1368	1290	1260
F1D361224		2060	1901	1742	1643	1611	1561	1525	1506	1455	1435	1353	1323
F1D391224		2158	1992	1827	1724	1690	1639	1602	1581	1527	1506	1421	1388
F1D421224		2270	2094	1919	1810	1775	1719	1681	1660	1603	1581	1493	1458
F1D451224		2381	2197	2014	1900	1864	1805	1764	1743	1683	1661	1567	1530
F1D481224		2501	2308	2116	1996	1958	1896	1852	1830	1766	1744	1645	1607

Door & Drawer Modifications - See page E•4.

A	FH	IBO	NBO	PEGS	SDRWS
		•	•		•

End Panel Modifications - See page E•8.

BBS	DDE	F	FDE	FPE	IPE	RPE	SEBK
	•	•					•

Custom Modifications - See page E•12.

ADDTK	ART	AS	BBKI	CBO	CCO	CD	CFNTO	CFRMO	CH	CHGDRW	CMAT	CND	CSI	CW	DRT	DRWSC	DRWTK	EX	EXO	EXU	FD	FDSRTBTM
•			•	•	•	+	•	•	+					+				•	•	•		

FFV	FLUTE	FP	FTK	LSD	MI	NOO	OBRB	P	PTOWB	RDD	RFLUTE	RTK	RTK6	SCPDRW	SRT	TD	TKP	UDRW	URT	VR	VTK	WS	WTCD	WTKCUP
	•		•	•	•						•													

+Modifications with a plus sign (+) have exceptions. In the digital PDF, click on the code in the chart for details. See page E•1 for Modification Index.

Furniture Base Drawer, 18″ High, 24″ Deep

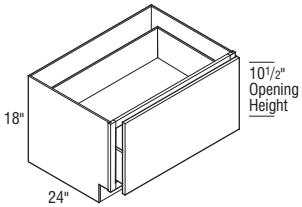

		C	D	F	H	I	J	K	L	M	O	P	Q
FB1D151824		1558	1438	1318	1244	1220	1180	1152	1141	1100	1089	1026	1005
FB1D181824		1635	1510	1384	1306	1279	1240	1212	1197	1155	1141	1081	1052
FB1D211824		1716	1585	1454	1370	1344	1304	1273	1258	1213	1197	1131	1104
FB1D241824		1803	1663	1523	1439	1410	1366	1336	1320	1275	1258	1186	1161
FB1D271824		1895	1747	1599	1511	1482	1437	1403	1385	1337	1320	1247	1219
FB1D301824		1987	1835	1682	1586	1557	1508	1473	1455	1404	1385	1309	1278
FB1D331824		2091	1929	1766	1664	1634	1583	1549	1524	1476	1455	1374	1342
FB1D361824		2195	2024	1852	1748	1714	1662	1624	1602	1550	1524	1441	1409
FB1D391824		2302	2125	1948	1838	1802	1746	1707	1686	1626	1605	1511	1475
FB1D421824		2418	2231	2044	1928	1891	1832	1791	1770	1708	1686	1587	1550
FB1D451824		2542	2345	2148	2026	1987	1925	1882	1858	1794	1771	1665	1626
FB1D481824		2668	2462	2256	2128	2085	2022	1976	1952	1884	1858	1748	1708

Door & Drawer Modifications - See page E•4.

A	FH	IBO	NBO	PEGS	SDRWS
		•	•	•	+

End Panel Modifications - See page E•8.

BBS	DDE	F	FDE	FPE	IPE	RPE	SEBK
•		•		•	•	•	•

Custom Modifications - See page E•12.

ART	AS	BBKI	CBO	CCO	CD	CFNTO	CFRMO	CH	CHGDRW	CMAT	CND	CSI	CW	DRT	DRWSC	DRWTK	EX	EXO	EXU	FD	FDSRTBTM
		•	•	•	+	•	•	+					+			+	•	•			

FFV	FLUTE	FP	FTK	LSD	MI	NOO	OBRB	P	PTOWB	RDD	RFLUTE	RTK	RTK6	SCPDRW	SRT	TD	TKP	UDRW	URT	VR	VTK	WS	WTCD	WTKCUP
	•		•	•	•		•				•	•					•				•			

+Modifications with a plus sign (+) have exceptions. In the digital PDF, click on the code in the chart for details. See page E•1 for Modification Index.

Base Hutch

	C	D	F	H	I	J	K	L	M	O	P	Q
BHTH30	2961	2728	2495	2373	2325	2249	2202	2168	2103	2070	1944	1908
BHTH36	3073	2832	2592	2462	2415	2336	2286	2249	2180	2149	2019	1981
BHTH42	3193	2944	2696	2560	2510	2423	2381	2344	2259	2237	2103	2055
BHTH48	3424	3160	2895	2755	2700	2604	2554	2517	2433	2397	2253	2213

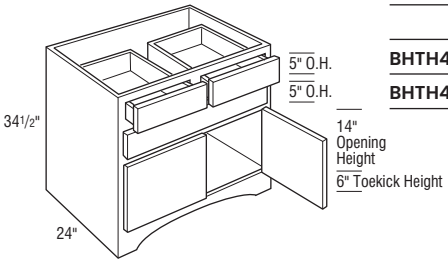

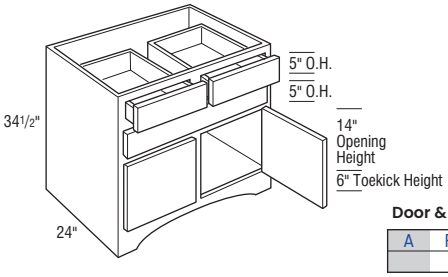

Door & Drawer Modifications - See page E•4.

A	FH	IBO	NBO	PEGS	SDRWS
	•	•	•	•	

End Panel Modifications - See page E•8.

BBS	DDE	F	FDE	FPE	IPE	RPE	SEBK
•	•	•	•	•	•	•	•

Custom Modifications - See page E•12.

ART	AS	BBKI	CBO	CCO	CD	CFNTO	CFRMO	CH	CHGDRW	CMAT	CND	CSI	CW	DRT	DRWSC	DRWTK	EX	EXO	EXU	FD	FDSRTBTM
•		•	•	•	+	•	•	+	+		•	+	+		+		•	•	•		

FFV	FLUTE	FP	FTK	LSD	MI	NOO	OBRB	P	PTOWB	RDD	RFLUTE	RTK	RTK6	SCPDRW	SRT	TD	TKP	UDRW	URT	VR	VTK	WS	WTCD	WTKCUP
	•	•	•	•	•		•				•			•		•				+	•	•	•	+

+Modifications with a plus sign (+) have exceptions. In the digital PDF, click on the code in the chart for details. See page E•1 for Modification Index.

Base End Shelf Radius

BESR12	1744	1744	1744	1744	1744	1744	1744	1744	1744	1744	1744	1744

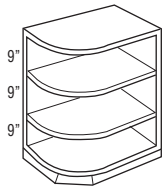

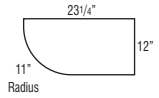

- Units are reversible.
- 12" wide x 23 1/4" deep x 11" radius.
- Separate pedestal base included.
- Angled pedestal design allows easier application of matching toeboard.
- Veneer construction finished to match cabinet face frame.
- Veneer on a 3/4" furniture board core.
- Matching interior.
- Cabinet is to be installed behind the face frame of the adjacent 24" deep base cabinet, features two unfinished back panels.

Modifications Are Not Available

Base Message Center

BMC24 L or R	1835	1803	1772	1739	1706	1673	1642	1609	1576	1543	1511	1478

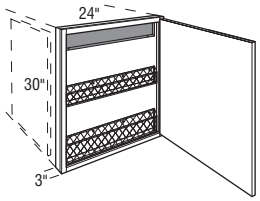

- Furniture Plywood Ends standard.
- Includes magazine holder, bulletin board and mail holder.
- Cabinet recommended to be hinged on wall side.
- Door will open 90° without decorative hardware.
- For proper installation, adjacent cabinet must have flush ends or 1/4" skin applied.
- Embellishments or overlay fillers can be used on side of cabinet to add a decorative touch.

Door & Drawer Modifications - See page E•4.

A	FH	IBO	NBO	PEGS	SDRWS
				•	

End Panel Modifications - See page E•8.

BBS	DDE	F	FDE	FPE	IPE	RPE	SEBK
•							

Custom Modifications - See page E•12.

ART	AS	BBKI	CBO	CCO	CD	CFNTO	CFRMO	CH	CHGDRW	CMAT	CND	CSI	CW	DRT	DRWSC	DRWTK	EX	EXO	EXU	FD	FDSRTBTM
			•	•	+	•	•	+			•		+				•	•	•		

FFV	FLUTE	FP	FTK	LSD	MI	NOO	OBRB	P	PTOWB	RDD	RFLUTE	RTK	RTK6	SCPDRW	SRT	TD	TKP	UDRW	URT	VR	VTK	WS	WTCD	WTKCUP
				•	•		•																	

+Modifications with a plus sign (+) have exceptions. In the digital PDF, click on the code in the chart for details. See page E•1 for Modification Index.

TABLE OF CONTENTS – UTILITY CABINETS

Utility Wall Cabinets ..... J•2
Utility Cabinets ..... J•6
Utility Cabinets with Drawers ..... J•11
Utility Cabinets with Roll Tray ..... J•15
Utility Specialty Cabinets ..... J•19

UTILITY CABINETS

Utility Cabinet Nomenclature

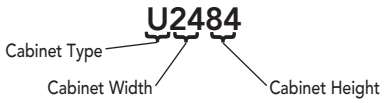

Modification Grid Key

+	Available with exceptions
•	Available

Door & Drawer Modifications

Modification	Description
A	Aluminum Frame Door
CG	Cut-for-glass
CM	Classic Mullion Door
FH	Finial Hinges
GM	Gallery Mullion Door
IBO	Inset Beaded Overlay
MFO	Modified Full Overlay
NBO	Inset Non-Beaded Overlay
PEGS	Faux Square Peg
PM	Prairie Mullion Door
SDRWS	Split Drawers
SGLPN	Single Panel Tall Door
SM	Shaker Mullion Door
T	Transom Door

End Panel Modifications

Modification	Description
BBS	Beadboard Side
DDE	Decorative Door on End
F	Finished End
FDE	Functional Door on End
FPE	Furniture Plywood End
IPE	Inset Panel End
RPE	Recessed or Raised Panel End
SEBK	Side Extended Back
SED	Side Extended Down

Custom Modifications

Modification	Description
ADDTK	Add Toekick
ADRW	Add Drawer
ART	Adjustable Roll Trays
AS	Additional Shelf
ATTTK	Attach Toekick
BBKI	Beadboard Back Interior
CBO	Cabinet Box Only
CCO	Cabinet Case Only
CD	Change Depth
CFNTO	Cabinet Front Only
CFRMO	Cabinet Face Frame Only
CH	Change Height
CND	Cabinet No Door
CS1	Add Center Stile
CW	Change Width
DRT	Deep Roll Tray
DRWTK	Drawer Toekick
EX	Extended Stile
EXD	Extended Down
EXO	Extended Stile with Overlay
EXU	Extended Up
FDSRT	Full Depth Shelves with Roll Tray
FLUTE	Fluting
FTK	Flush Toekick
LSD	Loose Doors and/or Drawer Fronts
MI	Matching Interior
OBRB	Open Bottom Rail Base
RFLUTE	Rosette Fluting
RTK	Recessed Toekick
RTK6	Recessed Toekick, 6”
SRT	Scooped Roll Tray
TA	Tall Align
TD	Tray Divider
TKP	Toekick Pedestal
VR	Valance Rail
VTK	Void Toekick
WS	Wide Stile

Utility Wall cabinets are 12” deep standard unless otherwise noted.

Non-Beaded and Beaded Inset Utility Wall cabinets are 13” deep standard.

Doors on openings 58 1/2” high and taller will have two center panels with a horizontal rail unless otherwise noted in the door style section.

Separate pedestal base included but may be packaged separately on 96” and taller.

Pedestal is designed to create a Recessed Left or Right Toekick application during field installation, or can be centered.

Pedestal must be covered with toeboard material. Pedestal toekick grain runs horizontally.

Utility Wall, 66″ High

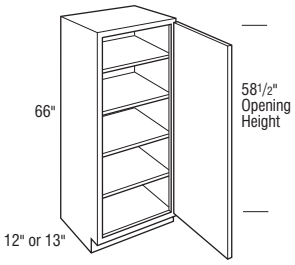

		C	D	F	H	I	J	K	L	M	O	P	Q
UW1266 L or R		2299	2120	1941	1841	1805	1745	1711	1686	1631	1606	1513	1484
UW1566 L or R		2440	2251	2062	1947	1911	1848	1814	1786	1727	1699	1605	1572
UW1866 L or R		2586	2382	2178	2066	2026	1956	1915	1889	1829	1801	1696	1665
UW2166 L or R		2747	2533	2320	2204	2160	2083	2043	2012	1947	1916	1807	1775
UW2466 L or R		2925	2695	2464	2335	2287	2211	2169	2136	2066	2036	1917	1880

Door & Drawer Modifications - See page E•4.

A	CG	CM	FH	GM	IBO	MFO	NBO	PEGS	PM	SDRWS	SGLPN	SM	T
			•		•	•	•	•			•		

End Panel Modifications - See page E•8.

BBS	DDE	F	FDE	FPE	IPE	RPE	SEBK	SED
•	•	•	•	•	•	•	•	

Custom Modifications - See page E•12.

ADDTK	ADRW	ART	AS	ATTTK	BBKI	CBO	CCO	CD	CFNTO	CFRMO	CH	CND	CS1	CW	DRT	DRWTK	EX	EXD	EXO	EXU
		•			•	•	•	+	•	•	+	•		+			•		•	•

FDSRT	FLUTE	FTK	LSD	MI	OBRB	RFLUTE	RTK	RTK6	SRT	TA	TD	TKP	VR	VTK	WS
	+	+	•	•	•	+	•					•	+	•	+

+Modifications with a plus sign (+) have exceptions. In the digital PDF, click on the code in the chart for details. See page E•1 for Modification Index.

Utility Wall, 84″, 87″, 90″, 93″, or 96″ High

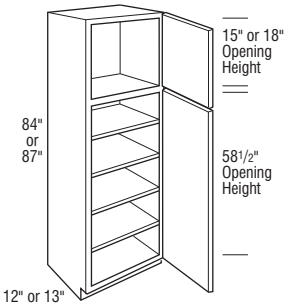

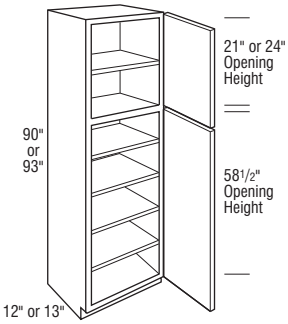

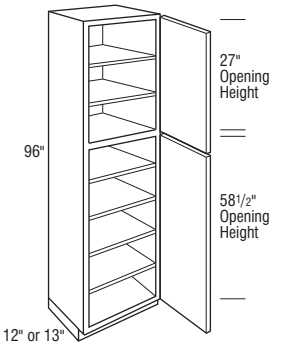

	C	D	F	H	I	J	K	L	M	O	P	Q
UW1284 L or R	2593	2396	2199	2087	2044	1980	1932	1908	1847	1819	1708	1678
UW1584 L or R	2766	2549	2332	2213	2168	2102	2055	2026	1957	1933	1818	1781
UW1884 L or R	2936	2705	2474	2336	2292	2214	2171	2140	2069	2041	1929	1888
UW2184 L or R	3132	2882	2632	2491	2440	2362	2317	2286	2205	2175	2051	2013
UW2484 L or R	3324	3061	2798	2648	2597	2507	2461	2423	2341	2309	2182	2139
UW1287 L or R	2731	2522	2314	2196	2152	2079	2036	2009	1941	1914	1802	1768
UW1587 L or R	2905	2681	2457	2325	2283	2204	2164	2128	2055	2027	1911	1876
UW1887 L or R	3086	2843	2600	2461	2412	2328	2285	2251	2175	2148	2024	1988
UW2187 L or R	3283	3024	2765	2624	2572	2483	2435	2404	2321	2289	2157	2117
UW2487 L or R	3490	3216	2941	2783	2727	2636	2587	2546	2462	2426	2292	2246
UW1290 L or R	2874	2650	2426	2302	2257	2182	2139	2107	2038	2008	1892	1855
UW1590 L or R	3050	2813	2577	2434	2389	2309	2268	2233	2158	2124	2006	1966
UW1890 L or R	3233	2978	2723	2583	2532	2445	2395	2362	2286	2251	2120	2082
UW2190 L or R	3433	3166	2900	2755	2700	2604	2554	2514	2433	2396	2258	2219
UW2490 L or R	3658	3369	3080	2919	2858	2764	2712	2670	2583	2545	2397	2351
UW1293 L or R	3026	2791	2556	2420	2373	2294	2247	2214	2140	2111	1992	1950
UW1593 L or R	3218	2970	2723	2573	2522	2437	2393	2358	2278	2247	2120	2076
UW1893 L or R	3409	3142	2874	2727	2673	2583	2532	2496	2414	2380	2238	2196
UW2193 L or R	3618	3340	3062	2909	2849	2755	2700	2656	2572	2535	2384	2341
UW2493 L or R	3855	3553	3250	3083	3024	2923	2864	2821	2729	2692	2535	2480
UW1296 L or R	3190	2936	2681	2539	2485	2407	2352	2324	2243	2218	2094	2048
UW1596 L or R	3397	3130	2864	2710	2656	2566	2518	2483	2396	2370	2236	2191
UW1896 L or R	3590	3307	3025	2872	2816	2723	2662	2629	2541	2507	2352	2309
UW2196 L or R	3816	3518	3220	3062	2999	2899	2843	2798	2709	2666	2510	2462
UW2496 L or R	4053	3737	3422	3250	3185	3080	3021	2976	2878	2838	2662	2608

Door & Drawer Modifications - See page E•4.

A	CG	CM	FH	GM	IBO	MFO	NBO	PEGS	PM	SDRWS	SGLPN	SM	T
•	+	+	•	+	•	•	•	•	+		•	+	

End Panel Modifications - See page E•8.

BBS	DDE	F	FDE	FPE	IPE	RPE	SEBK	SED
•	•	•	•	•	•	•	•	

Custom Modifications - See page E•12.

ADDTK	ADRW	ART	AS	ATTTK	BBKI	CBO	CCO	CD	CFNTO	CFRMO	CH	CND	CS1	CW	DRT	DRWTK	EX	EXD	EXO	EXU
		•		+	•	•	•	+	•	•	+	•		+			•		•	+

FDSRT	FLUTE	FTK	LSD	MI	OBRB	RFLUTE	RTK	RTK6	SRT	TA	TD	TKP	VR	VTK	WS
	•	+	•	•	•	•	•			•	•	+	+	•	+

+Modifications with a plus sign (+) have exceptions. In the digital PDF, click on the code in the chart for details. See page E•1 for Modification Index.

Utility Wall, 102″ or 108″ High

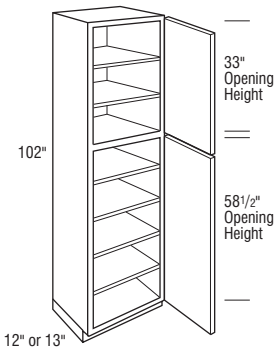

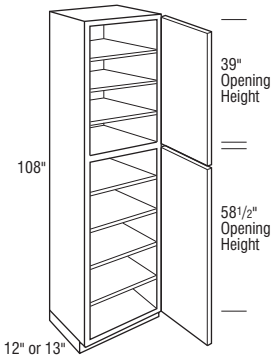

	C	D	F	H	I	J	K	L	M	O	P	Q
UW12102 L or R	5727	5388	5050	4861	4789	4684	4611	4574	4467	4432	4268	4207
UW15102 L or R	6003	5648	5293	5088	5015	4897	4832	4786	4669	4636	4456	4396
UW18102 L or R	6259	5883	5508	5303	5229	5105	5024	4980	4863	4817	4611	4555
UW21102 L or R	6561	6164	5768	5557	5473	5339	5265	5205	5087	5029	4822	4758
UW24102 L or R	6878	6457	6036	5807	5721	5581	5501	5442	5312	5258	5024	4953
UW12108 L or R	6356	5981	5606	5395	5316	5200	5118	5077	4958	4920	4738	4669
UW15108 L or R	6664	6270	5876	5648	5568	5434	5364	5312	5183	5145	4946	4880
UW18108 L or R	6947	6531	6114	5887	5804	5666	5578	5527	5398	5347	5118	5056
UW21108 L or R	7282	6842	6402	6168	6076	5927	5844	5778	5647	5582	5352	5281
UW24108 L or R	7634	7167	6700	6447	6350	6195	6107	6041	5897	5837	5578	5498

- Finish Flushed Ends standard.

Door & Drawer Modifications - See page E•4.

A	CG	CM	FH	GM	IBO	MFO	NBO	PEGS	PM	SDRWS	SGLPN	SM	T
•	+	+	•	+	•	•	•	•	+		•	+	

End Panel Modifications - See page E•8.

BBS	DDE	F	FDE	FPE	IPE	RPE	SEBK	SED
	•				•		+	

Custom Modifications - See page E•12.

ADDTK	ADRW	ART	AS	ATTTK	BBKI	CBO	CCO	CD	CFNTO	CFRMO	CH	CND	CS1	CW	DRT	DRWTK	EX	EXD	EXO	EXU
		•		•		•	•	+	•	•	+	•		+			•		•	•

FDSRT	FLUTE	FTK	LSD	MI	OBRB	RFLUTE	RTK	RTK6	SRT	TA	TD	TKP	VR	VTK	WS
	•	+	•		•	•	•	+		•	+		+	•	+

+Modifications with a plus sign (+) have exceptions. In the digital PDF, click on the code in the chart for details. See page E•1 for Modification Index.

Utility Wall, 66″ High

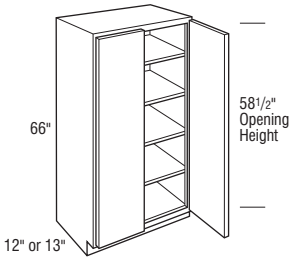

UW2466	3769	3474	3180	2972	2912	2819	2782	2742	2630	2612	2475	2429
UW2766	4091	3773	3455	3254	3192	3084	3035	2990	2882	2850	2692	2645
UW3066	4423	4077	3731	3538	3466	3353	3285	3238	3129	3089	2906	2852
UW3366	4551	4197	3843	3641	3568	3452	3381	3332	3221	3180	2995	2938
UW3666	4687	4318	3948	3743	3671	3553	3479	3426	3314	3269	3079	3026

Door & Drawer Modifications - See page E•4.

A	CG	CM	FH	GM	IBO	MFO	NBO	PEGS	PM	SDRWS	SGLPN	SM	T
			•		•	•	•	•			•		

End Panel Modifications - See page E•8.

BBS	DDE	F	FDE	FPE	IPE	RPE	SEBK	SED
•	•	•	•	•	•	•	•	

Custom Modifications - See page E•12.

ADDTK	ADRW	ART	AS	ATTTK	BBKI	CBO	CCO	CD	CFNTO	CFRMO	CH	CND	CS1	CW	DRT	DRWTK	EX	EXD	EXO	EXU
		•			•	•	•	+	•	•	+	•	•	+			•		•	•

FDSRT	FLUTE	FTK	LSD	MI	OBRB	RFLUTE	RTK	RTK6	SRT	TA	TD	TKP	VR	VTK	WS
	•	•	•	•	•	•	•					•	•	•	•

+Modifications with a plus sign (+) have exceptions. In the digital PDF, click on the code in the chart for details. See page E•1 for Modification Index.

Utility Wall, 84″, 87″, 90″, or 93″ High

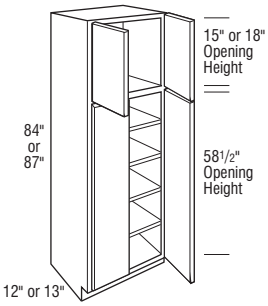

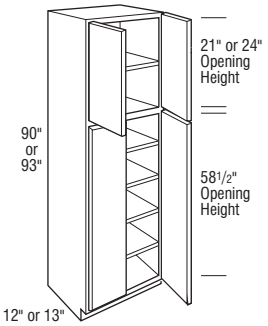

	C	D	F	H	I	J	K	L	M	O	P	Q
UW2484	4322	3980	3639	3407	3339	3232	3188	3143	3018	2997	2838	2787
UW2784	4683	4309	3935	3712	3637	3520	3460	3413	3284	3251	3070	3015
UW3084	5029	4629	4229	4012	3933	3805	3731	3678	3552	3503	3302	3240
UW3384	5172	4768	4364	4137	4056	3921	3844	3787	3661	3610	3400	3333
UW3684	5335	4913	4492	4257	4170	4034	3951	3894	3767	3711	3500	3432
UW2487	4519	4162	3805	3563	3491	3378	3334	3285	3152	3133	2967	2912
UW2787	4898	4514	4129	3891	3816	3688	3628	3574	3443	3406	3218	3160
UW3087	5276	4862	4448	4219	4136	4001	3920	3864	3732	3683	3469	3400
UW3387	5432	5008	4583	4346	4259	4120	4036	3976	3845	3791	3572	3502
UW3687	5596	5155	4715	4469	4381	4235	4150	4090	3955	3899	3676	3606
UW2490	4710	4342	3975	3715	3640	3524	3478	3427	3287	3265	3093	3036
UW2790	5114	4716	4319	4067	3989	3855	3793	3737	3602	3563	3366	3306
UW3090	5528	5096	4664	4423	4333	4192	4106	4048	3911	3862	3633	3565
UW3390	5688	5246	4804	4552	4460	4315	4227	4165	4026	3975	3743	3672
UW3690	5860	5397	4935	4679	4590	4441	4349	4283	4143	4087	3848	3782
UW2493	4945	4557	4170	3908	3827	3705	3653	3602	3454	3434	3250	3185
UW2793	5395	4972	4548	4287	4208	4066	3998	3938	3795	3755	3547	3479
UW3093	5840	5383	4926	4674	4581	4428	4341	4277	4133	4078	3842	3767
UW3393	6016	5543	5070	4807	4715	4558	4465	4400	4256	4197	3952	3876
UW3693	6191	5702	5212	4945	4852	4688	4591	4526	4377	4315	4064	3991

Door & Drawer Modifications - See page E•4.

A	CG	CM	FH	GM	IBO	MFO	NBO	PEGS	PM	SDRWS	SGLPN	SM	T
•	+	+	•	+	•	•	•	•	+		•	+	

End Panel Modifications - See page E•8.

BBS	DDE	F	FDE	FPE	IPE	RPE	SEBK	SED
•	•	•	•	•	•	•	•	

Custom Modifications - See page E•12.

ADDTK	ADRW	ART	AS	ATTTK	BBKI	CBO	CCO	CD	CFNTO	CFRMO	CH	CND	CS1	CW	DRT	DRWTK	EX	EXD	EXO	EXU
		•			•	•	•	+	•	•	+	•	•	+			•		•	•

FDSRT	FLUTE	FTK	LSD	MI	OBRB	RFLUTE	RTK	RTK6	SRT	TA	TD	TKP	VR	VTK	WS
	•	•	•	•	•	•	•			•	+	•	•	•	•

+Modifications with a plus sign (+) have exceptions. In the digital PDF, click on the code in the chart for details. See page E•1 for Modification Index.

Utility Wall, 96″ High

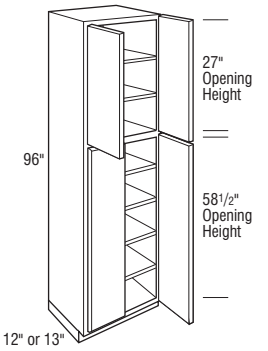

	C	D	F	H	I	J	K	L	M	O	P	Q
UW2496	5176	4771	4367	4095	4012	3882	3826	3774	3622	3602	3404	3334
UW2796	5675	5225	4775	4507	4421	4273	4200	4142	3989	3948	3724	3652
UW3096	6154	5673	5191	4922	4826	4664	4566	4506	4352	4294	4044	3966
UW3396	6340	5840	5339	5062	4967	4804	4702	4638	4483	4421	4162	4086
UW3696	6518	6005	5492	5208	5109	4935	4834	4767	4610	4546	4277	4200

Door & Drawer Modifications - See page E•4.

A	CG	CM	FH	GM	IBO	MFO	NBO	PEGS	PM	SDRWS	SGLPN	SM	T
•	+	+	•	+	•	•	•	•	+		•	+	

End Panel Modifications - See page E•8.

BBS	DDE	F	FDE	FPE	IPE	RPE	SEBK	SED
•	•	•	•	•	•	•	•	

Custom Modifications - See page E•12.

ADDTK	ADRW	ART	AS	ATTTK	BBKI	CBO	CCO	CD	CFNTO	CFRMO	CH	CND	CS1	CW	DRT	DRWTK	EX	EXD	EXO	EXU
		•		•	•	•	•	+	•	•	+	•	•	+			•		•	+

FDSRT	FLUTE	FTK	LSD	MI	OBRB	RFLUTE	RTK	RTK6	SRT	TA	TD	TKP	VR	VTK	WS
	•	•	•	•	•	•	•			•	+		•	•	•

+Modifications with a plus sign (+) have exceptions. In the digital PDF, click on the code in the chart for details. See page E•1 for Modification Index.

Utility Wall, 102″ or 108″ High

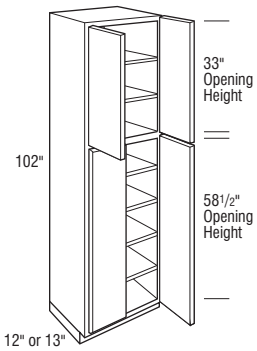

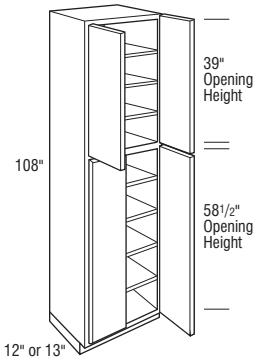

	C	D	F	H	I	J	K	L	M	O	P	Q
UW24102	8372	7833	7295	6933	6822	6649	6574	6506	6303	6276	6012	5919
UW27102	9038	8438	7838	7482	7366	7170	7073	6996	6793	6737	6439	6344
UW30102	9677	9035	8393	8035	7907	7690	7561	7480	7276	7198	6866	6761
UW33102	9923	9257	8590	8222	8094	7877	7741	7656	7450	7366	7022	6920
UW36102	10161	9477	8794	8416	8285	8052	7917	7828	7619	7534	7176	7073
UW24108	9294	8696	8098	7696	7572	7381	7298	7222	6997	6966	6673	6571
UW27108	10031	9365	8700	8305	8177	7959	7851	7765	7540	7478	7147	7041
UW30108	10741	10028	9316	8919	8776	8537	8392	8303	8076	7990	7620	7505
UW33108	11015	10275	9535	9126	8985	8744	8593	8499	8270	8177	7794	7682
UW36108	11278	10520	9762	9341	9195	8938	8788	8689	8457	8363	7965	7851

- Finish Flushed Ends standard.

Door & Drawer Modifications - See page E•4.

A	CG	CM	FH	GM	IBO	MFO	NBO	PEGS	PM	SDRWS	SGLPN	SM	T
•	+	+	•	+	•	•	•	•	+		•	+	

End Panel Modifications - See page E•8.

BBS	DDE	F	FDE	FPE	IPE	RPE	SEBK	SED
	•				•		+	

Custom Modifications - See page E•12.

ADDTK	ADRW	ART	AS	ATTTK	BBKI	CBO	CCO	CD	CFNTO	CFRMO	CH	CND	CS1	CW	DRT	DRWTK	EX	EXD	EXO	EXU
		•		•		•	•	+	•	•	+	•	•	+			+		+	•

FDSRT	FLUTE	FTK	LSD	MI	OBRB	RFLUTE	RTK	RTK6	SRT	TA	TD	TKP	VR	VTK	WS
	•	•	•		•	•	•	+		•	+		•	•	•

+Modifications with a plus sign (+) have exceptions. In the digital PDF, click on the code in the chart for details. See page E•1 for Modification Index.

Utility, 66″ High

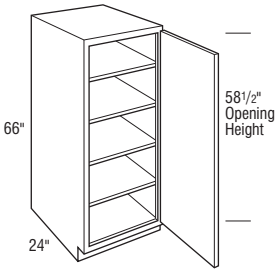

	C	D	F	H	I	J	K	L	M	O	P	Q
U1266 L or R	2603	2396	2188	2073	2032	1966	1925	1898	1835	1807	1704	1678
U1566 L or R	2773	2556	2339	2211	2168	2099	2051	2023	1956	1929	1826	1786
U1866 L or R	2944	2713	2481	2349	2300	2223	2178	2146	2076	2046	1934	1898
U2166 L or R	3084	2843	2601	2463	2417	2335	2287	2252	2178	2147	2029	1988
U2466 L or R	4651	4397	4143	3994	3944	3862	3815	3776	3696	3667	3540	3499

Door & Drawer Modifications - See page E•4.

A	CG	CM	FH	GM	IBO	MFO	NBO	PEGS	PM	SDRWS	SGLPN	SM	T
			•		•	•	•	•			•		

End Panel Modifications - See page E•8.

BBS	DDE	F	FDE	FPE	IPE	RPE	SEBK	SED
•	•	•	•	•	•	•	•	

Custom Modifications - See page E•12.

ADDTK	ADRW	ART	AS	ATTTK	BBKI	CBO	CCO	CD	CFNTO	CFRMO	CH	CND	CS1	CW	DRT	DRWTK	EX	EXD	EXO	EXU
		•			•	•	•	+	•	•	+	•		+		+	•		•	•

FDSRT	FLUTE	FTK	LSD	MI	OBRB	RFLUTE	RTK	RTK6	SRT	TA	TD	TKP	VR	VTK	WS
	•	+	•	•	•	•	•					•	+	•	+

+Modifications with a plus sign (+) have exceptions. In the digital PDF, click on the code in the chart for details. See page E•1 for Modification Index.

Utility, 84″, 87″, 90″, 93″, or 96″ High

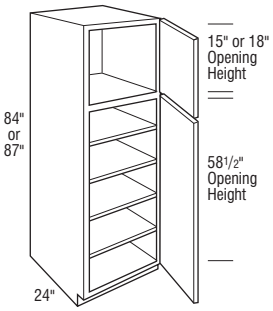

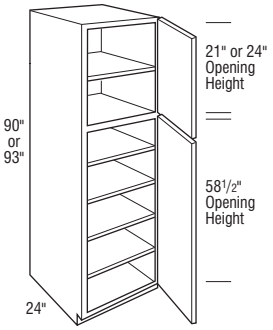

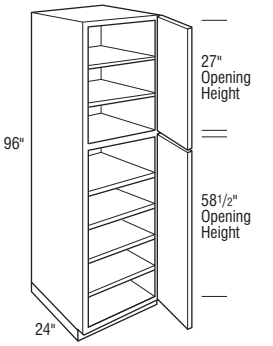

	C	D	F	H	I	J	K	L	M	O	P	Q
U1284 L or R	2994	2755	2517	2383	2339	2258	2212	2180	2110	2076	1961	1926
U1584 L or R	3145	2897	2650	2509	2461	2381	2334	2294	2220	2188	2068	2027
U1884 L or R	3349	3082	2816	2672	2619	2532	2477	2439	2362	2328	2199	2157
U2184 L or R	3547	3269	2992	2834	2779	2684	2634	2595	2509	2474	2332	2289
U2484 L or R	3753	3463	3173	2996	2941	2843	2787	2740	2651	2612	2474	2423
U1287 L or R	3120	2874	2628	2488	2437	2358	2309	2277	2201	2168	2045	2010
U1587 L or R	3305	3046	2788	2636	2585	2501	2449	2412	2332	2298	2172	2129
U1887 L or R	3519	3239	2959	2803	2750	2653	2601	2563	2477	2446	2307	2261
U2187 L or R	3705	3413	3120	2953	2899	2803	2747	2705	2616	2580	2434	2386
U2487 L or R	3902	3597	3293	3110	3051	2948	2892	2846	2754	2714	2565	2513
U1290 L or R	3255	2995	2735	2592	2540	2457	2407	2373	2293	2258	2129	2097
U1590 L or R	3468	3195	2923	2764	2710	2623	2564	2528	2445	2411	2281	2233
U1890 L or R	3681	3391	3101	2936	2875	2779	2723	2682	2595	2558	2418	2373
U2190 L or R	3854	3553	3251	3079	3021	2919	2858	2816	2723	2684	2537	2485
U2490 L or R	4045	3726	3407	3220	3158	3056	2996	2948	2849	2813	2656	2603
U1293 L or R	3425	3158	2892	2736	2682	2596	2542	2505	2421	2386	2251	2206
U1593 L or R	3661	3371	3081	2920	2863	2769	2709	2671	2582	2546	2405	2353
U1893 L or R	3884	3576	3268	3095	3035	2936	2873	2835	2736	2701	2547	2501
U2193 L or R	4042	3726	3410	3229	3164	3060	2997	2952	2854	2816	2658	2605
U2493 L or R	4222	3889	3555	3360	3295	3184	3118	3077	2969	2936	2773	2724
U1296 L or R	3605	3323	3041	2887	2831	2731	2678	2641	2549	2514	2373	2324
U1596 L or R	3851	3546	3241	3077	3018	2916	2854	2813	2720	2682	2526	2477
U1896 L or R	4082	3760	3437	3260	3198	3088	3024	2983	2886	2841	2679	2629
U2196 L or R	4235	3902	3569	3377	3311	3200	3136	3088	2984	2946	2782	2725
U2496 L or R	4390	4048	3705	3494	3427	3313	3241	3201	3089	3054	2887	2845

Door & Drawer Modifications - See page E•4.

A	CG	CM	FH	GM	IBO	MFO	NBO	PEGS	PM	SDRWS	SGLPN	SM	T
•	+	+	•	+	•	•	•	•	+		•	+	

End Panel Modifications - See page E•8.

BBS	DDE	F	FDE	FPE	IPE	RPE	SEBK	SED
•	•	•	•	•	•	•	•	

Custom Modifications - See page E•12.

ADDTK	ADRW	ART	AS	ATTTK	BBKI	CBO	CCO	CD	CFNTO	CFRMO	CH	CND	CS1	CW	DRT	DRWTK	EX	EXD	EXO	EXU
		•		+	•	•	•	+	•	•	+	•		+		+	•		•	+

FDSRT	FLUTE	FTK	LSD	MI	OBRB	RFLUTE	RTK	RTK6	SRT	TA	TD	TKP	VR	VTK	WS
	•	+	•	•	•	•	•			•	+	+	+	•	+

+Modifications with a plus sign (+) have exceptions. In the digital PDF, click on the code in the chart for details. See page E•1 for Modification Index.

Utility, 102″ or 108″ High

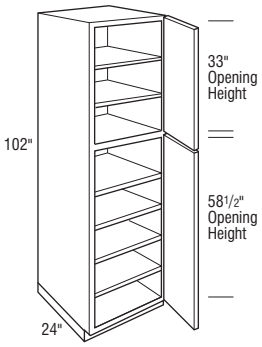

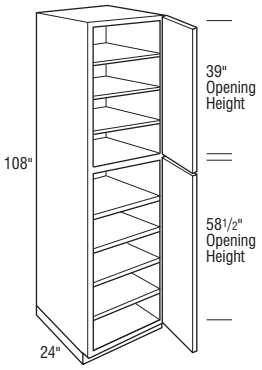

	C	D	F	H	I	J	K	L	M	O	P	Q
U12102 L or R	6281	5905	5528	5324	5249	5115	5046	4996	4874	4827	4640	4574
U15102 L or R	6607	6201	5796	5576	5499	5364	5280	5226	5102	5051	4843	4778
U18102 L or R	6917	6487	6057	5821	5738	5591	5506	5451	5323	5263	5047	4980
U21102 L or R	7120	6676	6233	5976	5888	5741	5656	5591	5452	5402	5184	5108
U24102 L or R	7327	6870	6413	6133	6044	5891	5796	5742	5593	5546	5324	5267
U12108 L or R	6972	6554	6136	5910	5827	5678	5600	5546	5410	5358	5150	5077
U15108 L or R	7334	6884	6433	6190	6104	5953	5860	5800	5664	5607	5375	5304
U18108 L or R	7678	7200	6723	6461	6368	6206	6112	6050	5908	5842	5602	5527
U21108 L or R	7902	7410	6918	6634	6536	6372	6278	6206	6052	5996	5755	5669
U24108 L or R	8133	7626	7119	6807	6708	6540	6433	6374	6208	6157	5910	5848

- Finish Flushed Ends standard.

Door & Drawer Modifications - See page E•4.

A	CG	CM	FH	GM	IBO	MFO	NBO	PEGS	PM	SDRWS	SGLPN	SM	T
•	+	+	•	+	•	•	•	•	+		•	+	

End Panel Modifications - See page E•8.

BBS	DDE	F	FDE	FPE	IPE	RPE	SEBK	SED
	•				•		+	

Custom Modifications - See page E•12.

ADDTK	ADRW	ART	AS	ATTTK	BBKI	CBO	CCO	CD	CFNTO	CFRMO	CH	CND	CS1	CW	DRT	DRWTK	EX	EXD	EXO	EXU
		•		•		•	•	+	•	•	+	•		+		+	•		•	•

FDSRT	FLUTE	FTK	LSD	MI	OBRB	RFLUTE	RTK	RTK6	SRT	TA	TD	TKP	VR	VTK	WS
	•	+	•		•	•	•	+		•	+		+	•	+

+Modifications with a plus sign (+) have exceptions. In the digital PDF, click on the code in the chart for details. See page E•1 for Modification Index.

Utility, 66″ High

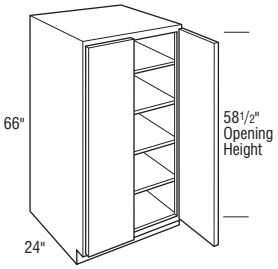

	C	D	F	H	I	J	K	L	M	O	P	Q
U2466	4110	3788	3465	3249	3185	3080	3033	2995	2878	2856	2701	2633
U2766	4582	4222	3863	3641	3568	3452	3387	3339	3224	3185	3008	2943
U3066	5051	4655	4258	4035	3951	3819	3745	3689	3566	3518	3316	3254
U3366	5211	4803	4394	4163	4079	3945	3864	3807	3684	3631	3422	3360
U3666	5376	4952	4527	4290	4202	4064	3983	3923	3796	3743	3528	3463

Door & Drawer Modifications - See page E•4.

A	CG	CM	FH	GM	IBO	MFO	NBO	PEGS	PM	SDRWS	SGLPN	SM	T
			•		•	•	•	•			•		

End Panel Modifications - See page E•8.

BBS	DDE	F	FDE	FPE	IPE	RPE	SEBK	SED
•	•	•	•	•	•	•	•	

Custom Modifications - See page E•12.

ADDTK	ADRW	ART	AS	ATTTK	BBKI	CBO	CCO	CD	CFNTO	CFRMO	CH	CND	CS1	CW	DRT	DRWTK	EX	EXD	EXO	EXU
		•			•	•	•	+	•	•	+	•	•	+		•	•		•	•

FDSRT	FLUTE	FTK	LSD	MI	OBRB	RFLUTE	RTK	RTK6	SRT	TA	TD	TKP	VR	VTK	WS
	•	•	•	•	•	•	•					•	•	•	•

+Modifications with a plus sign (+) have exceptions. In the digital PDF, click on the code in the chart for details. See page E•1 for Modification Index.

Utility, 84″, 87″, 90″, 93″, or 96″ High

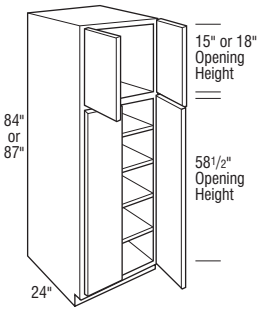

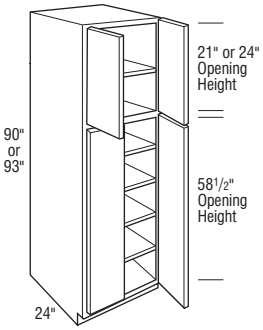

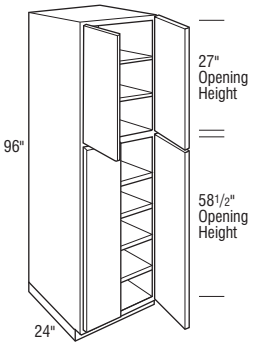

	C	D	F	H	I	J	K	L	M	O	P	Q
U2484	4806	4427	4049	3911	3837	3718	3711	3493	3473	3330	3155	3089
U2784	5268	4857	4446	4250	4164	4032	3982	3845	3762	3665	3463	3395
U3084	5742	5289	4835	4584	4493	4342	4255	4193	4053	3997	3772	3704
U3384	5933	5466	4999	4731	4639	4483	4395	4324	4185	4127	3902	3821
U3684	6122	5639	5156	4880	4782	4620	4530	4459	4314	4255	4024	3944
U2487	4969	4581	4192	3988	3910	3787	3751	3619	3534	3450	3266	3188
U2787	5496	5067	4638	4399	4313	4172	4106	4010	3898	3825	3613	3537
U3087	6027	5553	5079	4813	4717	4558	4469	4400	4256	4197	3958	3884
U3387	6227	5736	5244	4966	4869	4704	4613	4544	4395	4332	4089	4011
U3687	6419	5914	5408	5121	5020	4853	4753	4682	4530	4467	4220	4137
U2490	5136	4734	4332	4061	3982	3851	3791	3743	3597	3569	3377	3292
U2790	5727	5277	4828	4552	4460	4315	4234	4173	4031	3982	3760	3679
U3090	6313	5818	5323	5044	4939	4773	4682	4611	4458	4397	4145	4067
U3390	6514	6003	5492	5204	5098	4930	4831	4759	4604	4538	4277	4200
U3690	6719	6189	5659	5363	5253	5080	4978	4904	4744	4679	4411	4329
U2493	5363	4944	4525	4237	4157	4021	3954	3905	3752	3721	3528	3446
U2793	6011	5541	5070	4778	4685	4532	4448	4386	4228	4181	3951	3870
U3093	6656	6136	5617	5321	5212	5041	4938	4865	4702	4641	4375	4288
U3393	6870	6330	5790	5491	5379	5202	5096	5021	4856	4788	4514	4428
U3693	7077	6523	5968	5658	5544	5360	5248	5176	5004	4935	4650	4564
U2496	5596	5154	4713	4414	4329	4189	4119	4064	3910	3873	3678	3606
U2796	6302	5807	5312	5006	4907	4747	4658	4593	4432	4378	4141	4058
U3096	6993	6450	5907	5596	5484	5301	5197	5121	4947	4887	4604	4510
U3396	7224	6656	6088	5774	5659	5470	5360	5284	5109	5039	4747	4654
U3696	7442	6859	6275	5952	5835	5639	5519	5447	5266	5191	4889	4803

Door & Drawer Modifications - See page E•4.

A	CG	CM	FH	GM	IBO	MFO	NBO	PEGS	PM	SDRWS	SGLPN	SM	T
•	+	+	•	+	•	•	•	•	+		•	+	

End Panel Modifications - See page E•8.

BBS	DDE	F	FDE	FPE	IPE	RPE	SEBK	SED
•	•	•	•	•	•	•	•	

Custom Modifications - See page E•12.

ADDTK	ADRW	ART	AS	ATTTK	BBKI	CBO	CCO	CD	CFNTO	CFRMO	CH	CND	CS1	CW	DRT	DRWTK	EX	EXD	EXO	EXU
		•		+	•	•	•	+	•	•	+	•	•	+		+	•		•	+

FDSRT	FLUTE	FTK	LSD	MI	OBRB	RFLUTE	RTK	RTK6	SRT	TA	TD	TKP	VR	VTK	WS
	•	•	•	•	•	•	•			•	+	+	•	•	•

+Modifications with a plus sign (+) have exceptions. In the digital PDF, click on the code in the chart for details. See page E•1 for Modification Index.

Utility, 102″ or 108″ High

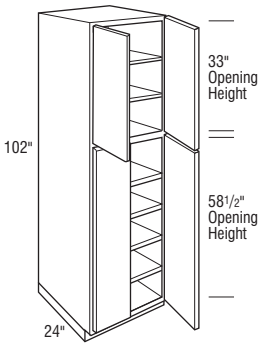

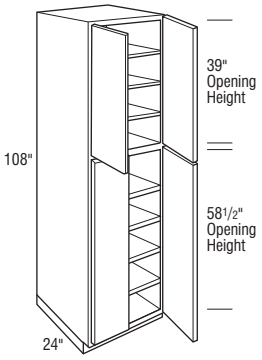

		C	D	F	H	I	J	K	L	M	O	P	Q
U24102		8932	8344	7756	7357	7244	7058	6965	6892	6686	6637	6377	6282
U27102		9872	9213	8555	8147	8014	7801	7683	7597	7382	7310	6993	6884
U30102		10793	10070	9346	8932	8782	8539	8400	8299	8067	7988	7612	7486
U33102		11100	10344	9588	9168	9017	8764	8618	8516	8285	8191	7801	7676
U36102		11392	10614	9837	9406	9251	8990	8830	8734	8493	8393	7990	7876
U24108		9913	9261	8609	8167	8042	7834	7731	7651	7422	7367	7080	6973
U27108		10958	10227	9495	9043	8896	8659	8528	8432	8194	8114	7763	7641
U30108		11981	11178	10375	9914	9748	9479	9325	9212	8956	8866	8448	8309
U33108		12322	11482	10642	10177	10008	9728	9566	9454	9195	9091	8659	8521
U36108		12646	11782	10919	10441	10268	9979	9801	9694	9427	9316	8869	8742

- Finish Flushed Ends standard.

Door & Drawer Modifications - See page E•4.

A	CG	CM	FH	GM	IBO	MFO	NBO	PEGS	PM	SDRWS	SGLPN	SM	T
•	+	+	•	+	•	•	•	•	+		•	+	

End Panel Modifications - See page E•8.

BBS	DDE	F	FDE	FPE	IPE	RPE	SEBK	SED
	•				•		+	

Custom Modifications - See page E•12.

ADDTK	ADRW	ART	AS	ATTTK	BBKI	CBO	CCO	CD	CFNTO	CFRMO	CH	CND	CS1	CW	DRT	DRWTK	EX	EXD	EXO	EXU
		•		•		•	•	+	•	•	+	•	•	+		+	+		+	•

FDSRT	FLUTE	FTK	LSD	MI	OBRB	RFLUTE	RTK	RTK6	SRT	TA	TD	TKP	VR	VTK	WS
	•	•	•		•	•	•	+		•	+		•	•	•

+Modifications with a plus sign (+) have exceptions. In the digital PDF, click on the code in the chart for details. See page E•1 for Modification Index.

Utility with Three Drawers

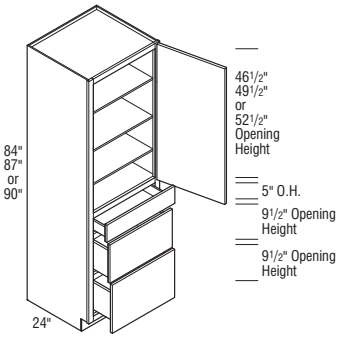

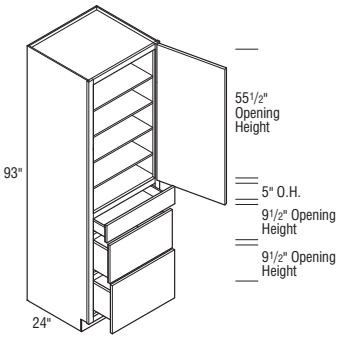

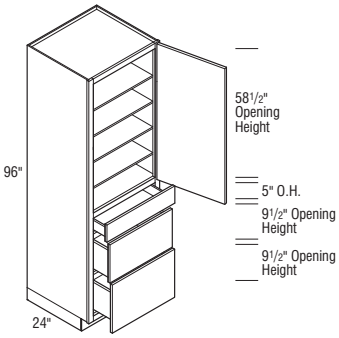

	C	D	F	H	I	J	K	L	M	O	P	Q
U3D1284 L or R	4342	3995	3648	3455	3391	3274	3208	3162	3060	3012	2844	2793
U3D1584 L or R	4562	4202	3843	3637	3567	3452	3385	3325	3219	3173	2997	2940
U3D1884 L or R	4854	4469	4084	3875	3797	3672	3592	3537	3426	3377	3188	3128
U3D2184 L or R	5144	4741	4338	4108	4029	3892	3820	3762	3637	3587	3381	3319
U3D2484 L or R	5443	5022	4601	4346	4265	4122	4040	3973	3844	3787	3587	3513
U3D1287 L or R	4523	4166	3810	3608	3534	3418	3349	3301	3192	3144	2965	2914
U3D1587 L or R	4792	4417	4042	3824	3749	3628	3552	3497	3381	3333	3149	3088
U3D1887 L or R	5099	4695	4291	4066	3987	3847	3770	3715	3592	3547	3347	3279
U3D2187 L or R	5374	4949	4525	4283	4203	4066	3984	3921	3795	3743	3529	3459
U3D2487 L or R	5659	5217	4775	4509	4424	4275	4193	4127	3994	3936	3718	3643
U3D1290 L or R	4722	4343	3965	3759	3684	3563	3491	3441	3324	3274	3088	3040
U3D1590 L or R	5027	4632	4238	4008	3930	3804	3717	3666	3546	3496	3307	3238
U3D1890 L or R	5338	4917	4496	4257	4169	4029	3948	3891	3762	3709	3506	3441
U3D2190 L or R	5590	5152	4714	4464	4379	4231	4145	4084	3948	3892	3679	3603
U3D2490 L or R	5867	5404	4941	4669	4580	4432	4346	4275	4132	4080	3851	3773
U3D1293 L or R	4966	4580	4193	3966	3891	3763	3687	3632	3510	3459	3264	3200
U3D1593 L or R	5310	4889	4468	4232	4151	4014	3929	3873	3744	3692	3488	3413
U3D1893 L or R	5632	5186	4739	4488	4402	4257	4165	4110	3966	3917	3694	3628
U3D2193 L or R	5862	5404	4946	4683	4588	4436	4347	4281	4138	4084	3854	3777
U3D2493 L or R	6121	5638	5155	4872	4778	4618	4520	4461	4305	4257	4022	3950
U3D1296 L or R	5229	4819	4409	4187	4105	3960	3884	3828	3695	3646	3441	3369
U3D1596 L or R	5585	5142	4698	4461	4376	4228	4138	4080	3946	3891	3662	3592
U3D1896 L or R	5920	5452	4984	4728	4636	4479	4384	4324	4184	4120	3885	3812
U3D2196 L or R	6141	5658	5176	4896	4801	4639	4547	4479	4327	4272	4033	3951
U3D2496 L or R	6368	5870	5372	5067	4968	4805	4698	4641	4480	4427	4187	4125

- Drawers are the same size as on a standard 34 1/2" high three drawer base.

Door & Drawer Modifications - See page E•4.

A	CG	CM	FH	GM	IBO	MFO	NBO	PEGS	PM	SDRWS	SGLPN	SM	T
•	•		•		•	•	•	•		+	+		

End Panel Modifications - See page E•8.

BBS	DDE	F	FDE	FPE	IPE	RPE	SEBK	SED
•	•	•	•	•	•	•	•	

Custom Modifications - See page E•12.

ADDTK	ADRW	ART	AS	ATTTK	BBKI	CBO	CCO	CD	CFNTO	CFRMO	CH	CND	CS1	CW	DRT	DRWTK	EX	EXD	EXO	EXU
		•		+	•	•	•	+	•	•	+	•		+		+	•		•	+

FDSRT	FLUTE	FTK	LSD	MI	OBRB	RFLUTE	RTK	RTK6	SRT	TA	TD	TKP	VR	VTK	WS
•	•	+	•	•	•	•	•					+	+	•	+

+Modifications with a plus sign (+) have exceptions. In the digital PDF, click on the code in the chart for details. See page E•1 for Modification Index.

Utility with Three Drawers (continued)

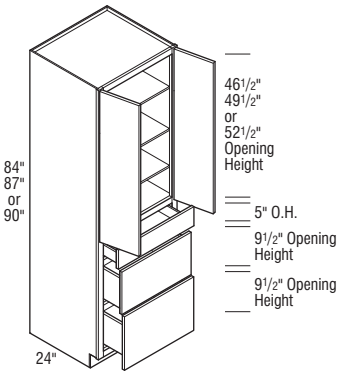

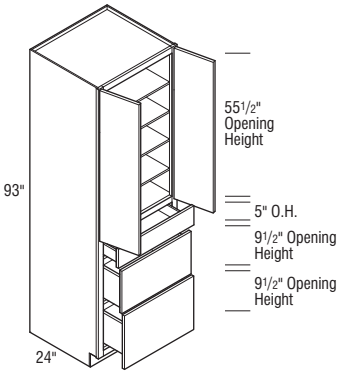

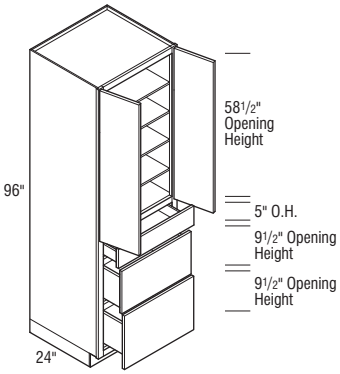

	C	D	F	H	I	J	K	L	M	O	P	Q
U3D2484	6971	6421	5871	5672	5563	5392	5379	5065	5036	4827	4575	4480
U3D2784	7638	7043	6447	6162	6037	5845	5774	5574	5456	5313	5022	4922
U3D3084	8326	7669	7011	6647	6515	6296	6169	6080	5878	5796	5470	5370
U3D3384	8603	7925	7248	6859	6726	6500	6373	6271	6069	5984	5658	5542
U3D3684	8875	8176	7477	7076	6935	6699	6569	6466	6255	6169	5834	5719
U3D2487	7207	6643	6078	5783	5669	5492	5438	5246	5124	5002	4735	4623
U3D2787	7970	7347	6724	6378	6254	6049	5955	5815	5652	5546	5238	5128
U3D3087	8739	8052	7364	6978	6840	6610	6480	6381	6170	6086	5740	5631
U3D3387	9027	8316	7605	7202	7059	6822	6691	6588	6373	6282	5929	5816
U3D3687	9307	8575	7842	7424	7280	7036	6891	6788	6569	6477	6119	6000
U3D2490	7449	6866	6282	5889	5774	5583	5497	5426	5217	5176	4896	4772
U3D2790	8305	7653	7001	6600	6467	6257	6140	6051	5844	5774	5452	5335
U3D3090	9155	8437	7719	7314	7161	6922	6788	6688	6464	6376	6011	5896
U3D3390	9446	8705	7963	7545	7392	7150	7006	6899	6676	6580	6203	6092
U3D3690	9740	8973	8207	7775	7617	7365	7220	7111	6880	6785	6395	6278
U3D2493	7776	7168	6560	6144	6027	5830	5733	5663	5440	5394	5115	4997
U3D2793	8715	8034	7353	6928	6793	6570	6448	6358	6131	6063	5730	5611
U3D3093	9650	8897	8145	7716	7558	7309	7159	7055	6817	6730	6344	6218
U3D3393	9960	9178	8397	7961	7801	7543	7390	7281	7041	6943	6545	6422
U3D3693	10263	9458	8654	8205	8038	7772	7610	7504	7256	7157	6744	6618
U3D2496	8117	7475	6833	6400	6278	6074	5973	5892	5669	5616	5333	5228
U3D2796	9140	8421	7702	7259	7114	6884	6755	6660	6425	6348	6004	5884
U3D3096	10144	9354	8565	8113	7952	7687	7535	7424	7172	7086	6676	6540
U3D3396	10475	9651	8827	8371	8207	7932	7772	7662	7409	7306	6884	6748
U3D3696	10795	9947	9099	8630	8460	8176	8004	7897	7635	7528	7090	6963

- Drawers are the same size as on a standard 34 1/2" high three drawer base.

Door & Drawer Modifications - See page E•4.

A	CG	CM	FH	GM	IBO	MFO	NBO	PEGS	PM	SDRWS	SGLPN	SM	T
•	•		•		•	•	•	•		•	+		

End Panel Modifications - See page E•8.

BBS	DDE	F	FDE	FPE	IPE	RPE	SEBK	SED
•	•	•	•	•	•	•	•	

Custom Modifications - See page E•12.

ADDTK	ADRW	ART	AS	ATTTK	BBKI	CBO	CCO	CD	CFNTO	CFRMO	CH	CND	CS1	CW	DRT	DRWTK	EX	EXD	EXO	EXU
		•		+	•	•	•	+	•	•	+	•	•	+		+	•		•	+

FDSRT	FLUTE	FTK	LSD	MI	OBRB	RFLUTE	RTK	RTK6	SRT	TA	TD	TKP	VR	VTK	WS
•	•	•	•	•	•	•	•					+	•	•	•

+Modifications with a plus sign (+) have exceptions. In the digital PDF, click on the code in the chart for details. See page E•1 for Modification Index.

Utility with Four Drawers

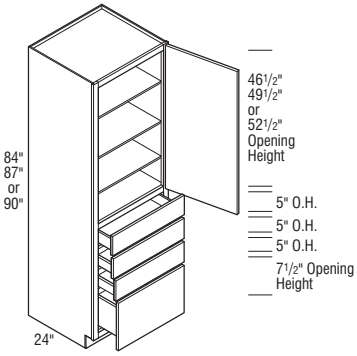

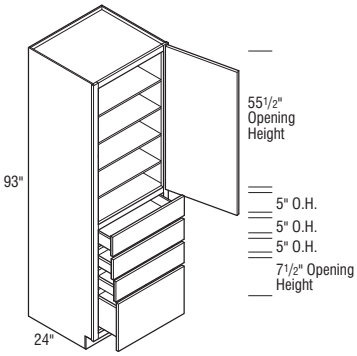

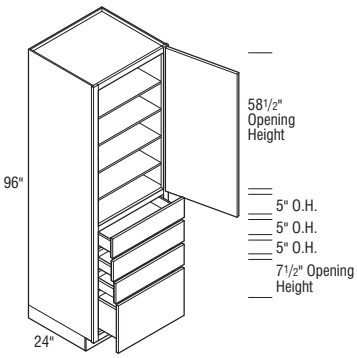

	C	D	F	H	I	J	K	L	M	O	P	Q
U4D1284 L or R	4640	4271	3901	3694	3624	3500	3429	3379	3270	3219	3039	2986
U4D1584 L or R	4876	4491	4106	3889	3814	3690	3618	3555	3442	3391	3205	3142
U4D1884 L or R	5191	4778	4365	4142	4059	3924	3840	3781	3662	3609	3407	3343
U4D2184 L or R	5497	5067	4637	4392	4306	4161	4084	4022	3889	3835	3614	3548
U4D2484 L or R	5818	5368	4918	4645	4558	4406	4319	4245	4108	4048	3835	3755
U4D1287 L or R	4835	4454	4073	3856	3778	3656	3581	3529	3410	3361	3170	3116
U4D1587 L or R	5126	4723	4320	4087	4007	3876	3798	3739	3614	3563	3367	3301
U4D1887 L or R	5452	5020	4588	4346	4262	4113	4031	3973	3840	3792	3577	3506
U4D2187 L or R	5743	5290	4836	4579	4493	4346	4258	4192	4054	4000	3772	3698
U4D2487 L or R	6050	5576	5103	4820	4730	4570	4482	4411	4268	4207	3976	3895
U4D1290 L or R	5047	4642	4238	4019	3938	3808	3731	3678	3553	3500	3301	3249
U4D1590 L or R	5375	4953	4530	4284	4202	4067	3974	3918	3791	3736	3536	3461
U4D1890 L or R	5705	5256	4807	4549	4455	4306	4221	4159	4022	3964	3748	3678
U4D2190 L or R	5974	5507	5040	4772	4682	4524	4432	4365	4221	4161	3933	3853
U4D2490 L or R	6271	5776	5281	4992	4896	4736	4645	4570	4416	4361	4116	4034
U4D1293 L or R	5309	4896	4482	4240	4159	4024	3941	3883	3753	3698	3490	3419
U4D1593 L or R	5676	5226	4776	4526	4439	4292	4199	4141	4002	3947	3727	3648
U4D1893 L or R	6020	5543	5066	4797	4704	4549	4452	4394	4240	4187	3948	3876
U4D2193 L or R	6265	5776	5286	5005	4904	4742	4646	4577	4423	4365	4119	4038
U4D2493 L or R	6543	6027	5510	5208	5107	4937	4833	4769	4601	4549	4300	4222
U4D1296 L or R	5588	5151	4714	4474	4388	4232	4151	4092	3950	3898	3678	3601
U4D1596 L or R	5971	5497	5023	4769	4678	4519	4423	4361	4218	4159	3914	3840
U4D1896 L or R	6327	5827	5328	5053	4956	4787	4687	4623	4473	4404	4153	4076
U4D2196 L or R	6564	6048	5532	5234	5132	4959	4862	4787	4624	4565	4312	4225
U4D2496 L or R	6806	6274	5742	5416	5312	5135	5023	4960	4788	4733	4474	4409

- Drawers are the same size as on a standard 34 1/2" high four drawer base.

Door & Drawer Modifications - See page E•4.

A	CG	CM	FH	GM	IBO	MFO	NBO	PEGS	PM	SDRWS	SGLPN	SM	T
•	•		•		•	•	•	•		+	+		

End Panel Modifications - See page E•8.

BBS	DDE	F	FDE	FPE	IPE	RPE	SEBK	SED
•	•	•	•	•	•	•	•	

Custom Modifications - See page E•12.

ADDTK	ADRW	ART	AS	ATTTK	BBKI	CBO	CCO	CD	CFNTO	CFRMO	CH	CND	CS1	CW	DRT	DRWTK	EX	EXD	EXO	EXU
		•		+	•	•	•	+	•	•	+	•		+		+	•		•	+

FDSRT	FLUTE	FTK	LSD	MI	OBRB	RFLUTE	RTK	RTK6	SRT	TA	TD	TKP	VR	VTK	WS
•	•	+	•	•	•	•	•					+	+	•	+

+Modifications with a plus sign (+) have exceptions. In the digital PDF, click on the code in the chart for details. See page E•1 for Modification Index.

Utility with Four Drawers (continued)

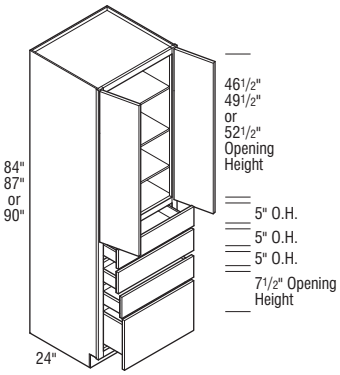

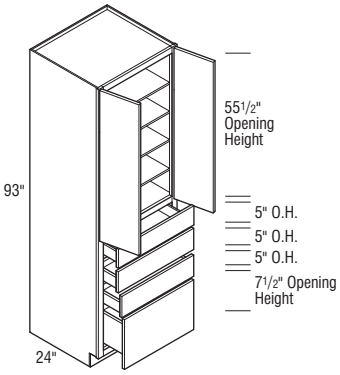

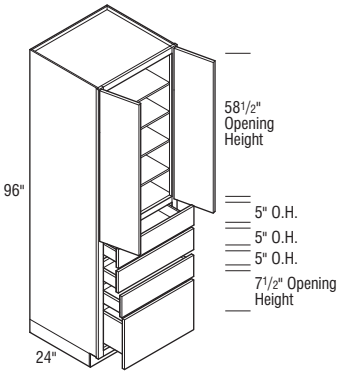

		C	D	F	H	I	J	K	L	M	O	P	Q
U4D2484		7448	6862	6276	6063	5947	5764	5751	5415	5383	5160	4889	4788
U4D2784		8166	7529	6891	6587	6455	6250	6170	5960	5831	5681	5368	5262
U4D3084		8902	8198	7495	7105	6965	6730	6595	6500	6283	6196	5846	5740
U4D3384		9197	8473	7748	7334	7192	6948	6811	6703	6487	6396	6048	5924
U4D3684		9488	8740	7993	7564	7412	7160	7021	6912	6688	6595	6237	6112
U4D2487		7702	7101	6499	6182	6060	5870	5814	5609	5477	5347	5062	4941
U4D2787		8520	7855	7189	6820	6685	6467	6365	6215	6041	5929	5600	5482
U4D3087		9341	8606	7871	7459	7311	7066	6927	6821	6597	6506	6135	6020
U4D3387		9653	8891	8128	7698	7547	7292	7151	7043	6811	6716	6338	6217
U4D3687		9949	9166	8383	7936	7781	7522	7366	7256	7021	6924	6541	6413
U4D2490		7961	7338	6716	6296	6170	5968	5876	5800	5576	5532	5234	5102
U4D2790		8875	8179	7484	7056	6914	6689	6562	6468	6247	6170	5827	5703
U4D3090		9783	9017	8251	7819	7655	7399	7256	7148	6909	6815	6425	6302
U4D3390		10098	9305	8512	8066	7903	7642	7487	7376	7137	7034	6629	6511
U4D3690		10413	9593	8773	8312	8142	7874	7717	7603	7354	7253	6836	6710
U4D2493		8310	7662	7013	6568	6443	6232	6128	6054	5815	5768	5468	5341
U4D2793		9315	8587	7859	7405	7262	7024	6894	6797	6554	6480	6124	5999
U4D3093		10315	9511	8707	8248	8079	7813	7654	7541	7289	7195	6782	6648
U4D3393		10650	9812	8975	8511	8338	8065	7898	7784	7528	7422	6997	6866
U4D3693		10970	10110	9250	8771	8593	8308	8136	8021	7756	7650	7208	7075
U4D2496		8676	7990	7305	6842	6710	6493	6384	6299	6060	6004	5701	5590
U4D2796		9770	9001	8233	7760	7606	7357	7221	7120	6869	6787	6419	6290
U4D3096		10842	9998	9155	8673	8500	8217	8055	7936	7668	7575	7137	6991
U4D3396		11198	10317	9437	8949	8773	8480	8308	8191	7920	7810	7357	7214
U4D3696		11538	10632	9726	9224	9045	8740	8555	8441	8163	8046	7578	7444

- Drawers are the same size as on a standard 34 1/2" high four drawer base.

Door & Drawer Modifications - See page E•4.

A	CG	CM	FH	GM	IBO	MFO	NBO	PEGS	PM	SDRWS	SGLPN	SM	T
•	•		•		•	•	•	•		•	+		

End Panel Modifications - See page E•8.

BBS	DDE	F	FDE	FPE	IPE	RPE	SEBK	SED
•	•	•	•	•	•	•	•	

Custom Modifications - See page E•12.

ADDTK	ADRW	ART	AS	ATTTK	BBKI	CBO	CCO	CD	CFNTO	CFRMO	CH	CND	CS1	CW	DRT	DRWTK	EX	EXD	EXO	EXU
		•		+	•	•	•	+	•	•	+	•	•	+		+	•		•	+

FDSRT	FLUTE	FTK	LSD	MI	OBRB	RFLUTE	RTK	RTK6	SRT	TA	TD	TKP	VR	VTK	WS
•	•	•	•	•	•	•	•					+	•	•	•

+Modifications with a plus sign (+) have exceptions. In the digital PDF, click on the code in the chart for details. See page E•1 for Modification Index.

Utility with Roll Trays, 66″ High

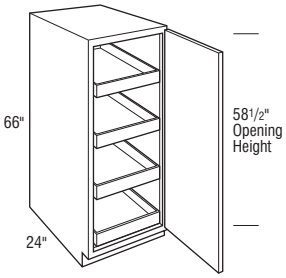

	C	D	F	H	I	J	K	L	M	O	P	Q
U1566RT L or R	4189	3972	3754	3629	3586	3515	3465	3437	3372	3345	3239	3203
U1866RT L or R	4361	4128	3895	3763	3716	3639	3594	3564	3491	3463	3350	3313
U2166RT L or R	4502	4259	4016	3881	3833	3752	3703	3669	3594	3564	3446	3405
U2466RT L or R	3237	2981	2726	2576	2527	2445	2397	2359	2279	2251	2125	2082

Door & Drawer Modifications - See page E•4.

A	CG	CM	FH	GM	IBO	MFO	NBO	PEGS	PM	SDRWS	SGLPN	SM	T
			•		•	•	•	•			•		

End Panel Modifications - See page E•8.

BBS	DDE	F	FDE	FPE	IPE	RPE	SEBK	SED
•	•	•		•	•	•	•	

Custom Modifications - See page E•12.

ADDTK	ADRW	ART	AS	ATTTK	BBKI	CBO	CCO	CD	CFNTO	CFRMO	CH	CND	CS1	CW	DRT	DRWTK	EX	EXD	EXO	EXU
					•	•	•	+	•	•	+	•		+	•	•	•		•	•

FDSRT	FLUTE	FTK	LSD	MI	OBRB	RFLUTE	RTK	RTK6	SRT	TA	TD	TKP	VR	VTK	WS
	•	•	•	•	•	•	•					•	•	•	•

+Modifications with a plus sign (+) have exceptions. In the digital PDF, click on the code in the chart for details. See page E•1 for Modification Index.

Utility with Roll Trays, 84″, 87″, 90″, 93″, or 96″ High

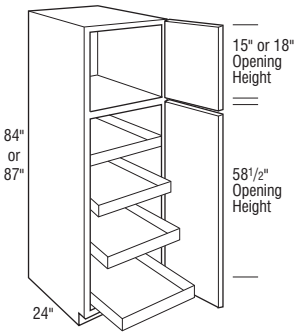

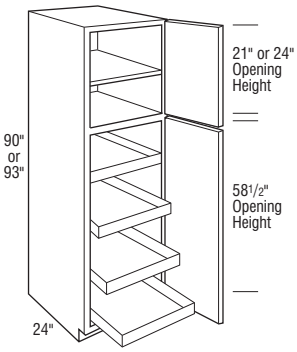

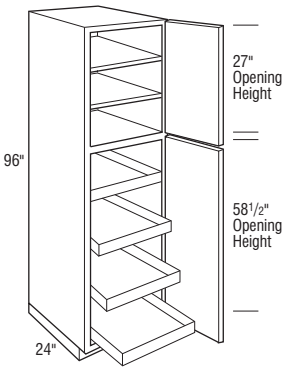

U1584RT L or R	4918	4669	4421	4278	4230	4151	4104	4066	3989	3958	3839	3799
U1884RT L or R	5122	4854	4586	4443	4388	4303	4249	4210	4133	4098	3968	3928
U2184RT L or R	5321	5041	4761	4604	4548	4455	4405	4364	4278	4244	4103	4060
U2484RT L or R	5524	5234	4944	4768	4712	4613	4556	4509	4422	4383	4244	4193
U1587RT L or R	5072	4815	4557	4407	4356	4271	4221	4183	4103	4069	3942	3901
U1887RT L or R	5288	5009	4730	4574	4518	4424	4371	4331	4249	4217	4077	4033
U2187RT L or R	5473	5182	4891	4724	4670	4574	4516	4476	4386	4351	4202	4157
U2487RT L or R	5676	5368	5060	4881	4823	4720	4663	4617	4525	4486	4333	4283
U1590RT L or R	5237	4965	4693	4536	4482	4394	4332	4296	4216	4182	4049	4004
U1890RT L or R	5452	5161	4870	4704	4646	4548	4492	4454	4364	4329	4188	4142
U2190RT L or R	5628	5324	5021	4851	4790	4689	4629	4586	4492	4455	4308	4256
U2490RT L or R	5815	5497	5179	4992	4929	4827	4768	4720	4620	4584	4425	4374
U1593RT L or R	5431	5142	4853	4691	4635	4539	4480	4442	4352	4318	4173	4124
U1893RT L or R	5649	5345	5040	4865	4806	4704	4644	4605	4507	4472	4319	4271
U2193RT L or R	5814	5497	5180	4997	4934	4831	4769	4723	4622	4586	4427	4376
U2493RT L or R	5990	5658	5327	5130	5065	4956	4888	4847	4740	4704	4543	4493
U1596RT L or R	5619	5316	5012	4847	4787	4686	4622	4584	4489	4454	4295	4249
U1896RT L or R	5852	5529	5207	5030	4966	4860	4795	4753	4657	4612	4451	4399
U2196RT L or R	6007	5673	5339	5148	5083	4967	4906	4860	4754	4716	4552	4495
U2496RT L or R	6163	5818	5473	5265	5197	5085	5012	4968	4861	4825	4658	4616

Door & Drawer Modifications - See page E•4.

A	CG	CM	FH	GM	IBO	MFO	NBO	PEGS	PM	SDRWS	SGLPN	SM	T
•	+	+	•	+	•	•	•	•	+		•	+	

End Panel Modifications - See page E•8.

BBS	DDE	F	FDE	FPE	IPE	RPE	SEBK	SED
•	•	•		•	•	•	•	

Custom Modifications - See page E•12.

ADDTK	ADRW	ART	AS	ATTTK	BBKI	CBO	CCO	CD	CFNTO	CFRMO	CH	CND	CS1	CW	DRT	DRWTK	EX	EXD	EXO	EXU
		•		+	•	•	•	+	•	•	+	•		+	•	+	•		•	+

FDSRT	FLUTE	FTK	LSD	MI	OBRB	RFLUTE	RTK	RTK6	SRT	TA	TD	TKP	VR	VTK	WS
	•	•	•	•	•	•	•		•	•	+	+	•	•	•

+Modifications with a plus sign (+) have exceptions. In the digital PDF, click on the code in the chart for details. See page E•1 for Modification Index.

Utility with Roll Trays, 102″ or 108″ High

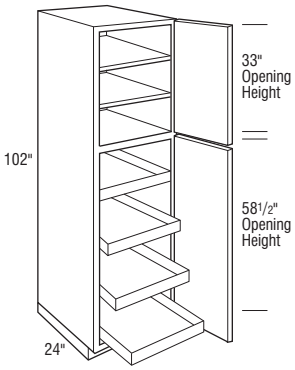

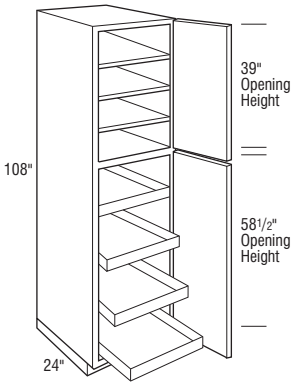

	C	D	F	H	I	J	K	L	M	O	P	Q
U15102RT L or R	8963	8559	8155	7935	7855	7720	7635	7585	7458	7411	7199	7139
U18102RT L or R	9274	8844	8413	8178	8093	7952	7865	7810	7681	7622	7407	7338
U21102RT L or R	9480	9035	8590	8335	8249	8094	8012	7952	7811	7760	7541	7465
U24102RT L or R	9689	9229	8768	8492	8400	8251	8155	8096	7953	7905	7683	7626
U15108RT L or R	9948	9500	9052	8808	8718	8569	8475	8419	8278	8226	7991	7924
U18108RT L or R	10294	9817	9340	9078	8984	8826	8730	8669	8527	8460	8222	8146
U21108RT L or R	10522	10028	9535	9251	9156	8985	8894	8826	8671	8614	8371	8287
U24108RT L or R	10753	10244	9734	9426	9325	9159	9052	8987	8828	8775	8528	8465

- Finish Flushed Ends standard.

Door & Drawer Modifications - See page E•4.

A	CG	CM	FH	GM	IBO	MFO	NBO	PEGS	PM	SDRWS	SGLPN	SM	T
•	+	+	•	+	•	•	•	•	+		•	+	

End Panel Modifications - See page E•8.

BBS	DDE	F	FDE	FPE	IPE	RPE	SEBK	SED
	•				•		+	

Custom Modifications - See page E•12.

ADDTK	ADRW	ART	AS	ATTTK	BBKI	CBO	CCO	CD	CFNTO	CFRMO	CH	CND	CS1	CW	DRT	DRWTK	EX	EXD	EXO	EXU
		•		•		•	•	+	•	•	+	•		+	•	+	•		•	•

FDSRT	FLUTE	FTK	LSD	MI	OBRB	RFLUTE	RTK	RTK6	SRT	TA	TD	TKP	VR	VTK	WS
	•	•	•		•	•	•	+	•	•	+		•	•	•

+Modifications with a plus sign (+) have exceptions. In the digital PDF, click on the code in the chart for details. See page E•1 for Modification Index.

Utility with Roll Trays, 66″ High

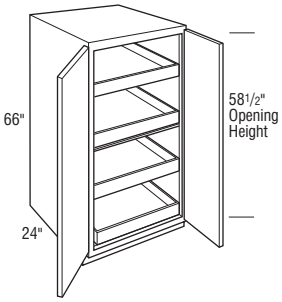

	C	D	F	H	I	J	K	L	M	O	P	Q
U2466RT	5526	5205	4883	4666	4602	4497	4450	4411	4294	4272	4118	4048
U2766RT	5996	5638	5280	5058	4985	4868	4804	4756	4640	4602	4424	4359
U3066RT	6469	6072	5674	5451	5368	5236	5162	5106	4984	4934	4733	4670
U3366RT	6629	6219	5809	5579	5496	5360	5282	5221	5098	5047	4838	4778
U3666RT	6789	6367	5945	5705	5620	5481	5398	5340	5212	5160	4944	4879

Door & Drawer Modifications - See page E•4.

A	CG	CM	FH	GM	IBO	MFO	NBO	PEGS	PM	SDRWS	SGLPN	SM	T
			•		•	•	•	•			•		

End Panel Modifications - See page E•8.

BBS	DDE	F	FDE	FPE	IPE	RPE	SEBK	SED
•	•	•		•	•	•	•	

Custom Modifications - See page E•12.

ADDTK	ADRW	ART	AS	ATTTK	BBKI	CBO	CCO	CD	CFNTO	CFRMO	CH	CND	CS1	CW	DRT	DRWTK	EX	EXD	EXO	EXU
					•	•	•	+	•	•	+	•	•	+	•	•	•		•	•

FDSRT	FLUTE	FTK	LSD	MI	OBRB	RFLUTE	RTK	RTK6	SRT	TA	TD	TKP	VR	VTK	WS
	•	•	•	•	•	•	•					•	•	•	•

+Modifications with a plus sign (+) have exceptions. In the digital PDF, click on the code in the chart for details. See page E•1 for Modification Index.

Utility with Roll Trays, 84″, 87″, 90″, 93″, or 96″ High

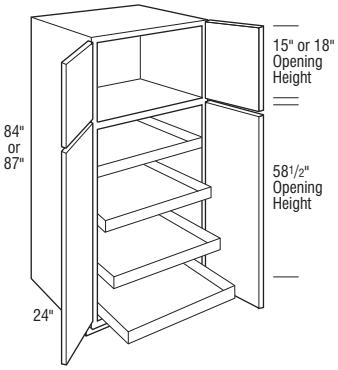

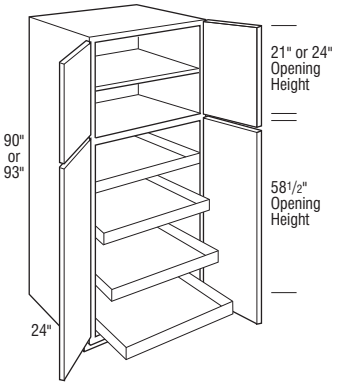

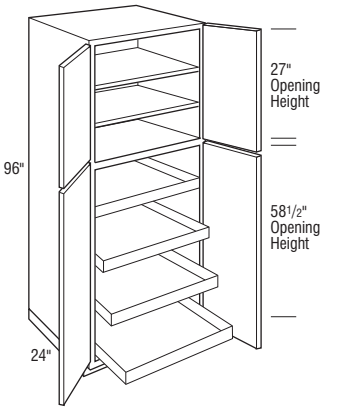

	C	D	F	H	I	J	K	L	M	O	P	Q
U2484RT	6579	6199	5820	5683	5604	5489	5480	5264	5243	5099	4925	4861
U2784RT	7040	6628	6216	6020	5934	5803	5752	5616	5534	5435	5234	5167
U3084RT	7514	7060	6607	6355	6263	6111	6026	5964	5822	5767	5543	5471
U3384RT	7706	7237	6769	6503	6411	6253	6164	6096	5955	5897	5673	5593
U3684RT	7887	7408	6928	6649	6553	6391	6299	6231	6083	6026	5792	5713
U2487RT	6738	6350	5963	5758	5682	5557	5522	5388	5304	5220	5036	4959
U2787RT	7265	6838	6410	6170	6082	5943	5878	5781	5667	5597	5383	5308
U3087RT	7793	7321	6850	6583	6488	6330	6240	6171	6027	5968	5729	5655
U3387RT	7996	7505	7015	6738	6639	6476	6385	6315	6164	6104	5860	5783
U3687RT	8187	7683	7179	6890	6792	6623	6523	6452	6299	6236	5989	5908
U2490RT	6908	6506	6104	5833	5752	5621	5562	5514	5368	5339	5148	5059
U2790RT	7494	7047	6600	6322	6232	6085	6004	5944	5800	5752	5529	5449
U3090RT	8086	7589	7092	6814	6710	6545	6452	6383	6229	6167	5916	5837
U3390RT	8286	7774	7262	6973	6870	6701	6602	6527	6373	6309	6048	5972
U3690RT	8486	7959	7431	7132	7025	6851	6748	6675	6516	6450	6180	6098
U2493RT	7130	6712	6294	6007	5926	5789	5725	5677	5523	5492	5299	5218
U2793RT	7782	7311	6841	6550	6455	6301	6217	6157	6000	5951	5723	5639
U3093RT	8429	7907	7385	7091	6983	6810	6709	6637	6474	6413	6145	6059
U3393RT	8637	8100	7562	7261	7151	6972	6868	6793	6627	6558	6284	6200
U3693RT	8850	8295	7739	7430	7315	7130	7020	6945	6774	6707	6422	6335
U2496RT	7368	6925	6481	6186	6098	5961	5889	5835	5682	5645	5448	5377
U2796RT	8074	7578	7082	6776	6677	6518	6427	6364	6203	6150	5912	5827
U3096RT	8767	8222	7676	7366	7253	7073	6968	6890	6717	6658	6373	6282
U3396RT	8998	8428	7858	7542	7431	7242	7130	7055	6879	6807	6518	6424
U3696RT	9214	8630	8045	7721	7606	7408	7290	7216	7036	6962	6661	6573

Door & Drawer Modifications - See page E•4.

A	CG	CM	FH	GM	IBO	MFO	NBO	PEGS	PM	SDRWS	SGLPN	SM	T
•	+	+	•	+	•	•	•	•	+		•	+	

End Panel Modifications - See page E•8.

BBS	DDE	F	FDE	FPE	IPE	RPE	SEBK	SED
•	•	•		•	•	•	•	

Custom Modifications - See page E•12.

ADDTK	ADRW	ART	AS	ATTTK	BBKI	CBO	CCO	CD	CFNTO	CFRMO	CH	CND	CS1	CW	DRT	DRWTK	EX	EXD	EXO	EXU
		•		+	•	•	•	+	•	•	+	•		+	•	+	•		•	+

FDSRT	FLUTE	FTK	LSD	MI	OBRB	RFLUTE	RTK	RTK6	SRT	TA	TD	TKP	VR	VTK	WS
	•	•	•	•	•	•	•		•	•	+	+	•	•	•

+Modifications with a plus sign (+) have exceptions. In the digital PDF, click on the code in the chart for details. See page E•1 for Modification Index.

Utility with Roll Trays, 102″ or 108″ High

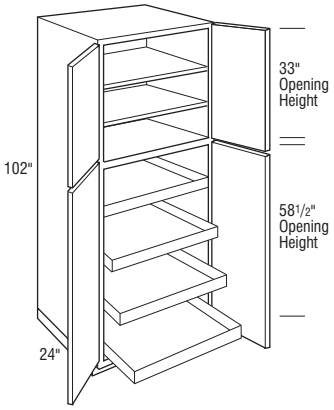

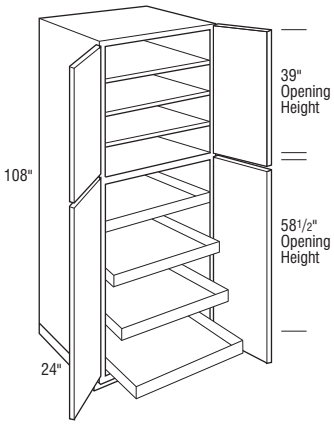

	C	D	F	H	I	J	K	L	M	O	P	Q
U24102RT	11294	10703	10111	9718	9602	9418	9323	9251	9046	8997	8735	8641
U27102RT	12233	11572	10911	10504	10372	10161	10039	9955	9741	9670	9354	9240
U30102RT	13156	12430	11704	11291	11140	10900	10759	10656	10425	10348	9967	9846
U33102RT	13464	12704	11945	11525	11377	11125	10976	10875	10641	10546	10161	10035
U36102RT	13751	12973	12195	11763	11610	11346	11189	11090	10851	10752	10350	10235
U24108RT	12536	11880	11224	10787	10658	10454	10348	10268	10042	9987	9696	9592
U27108RT	13579	12845	12112	11659	11514	11278	11143	11050	10811	10734	10382	10257
U30108RT	14604	13797	12991	12532	12365	12098	11943	11828	11572	11486	11063	10929
U33108RT	14945	14102	13259	12793	12628	12348	12182	12071	11812	11706	11278	11140
U36108RT	15264	14400	13535	13057	12887	12593	12420	12310	12043	11935	11489	11360

- Finish Flushed Ends standard.

Door & Drawer Modifications - See page E•4.

A	CG	CM	FH	GM	IBO	MFO	NBO	PEGS	PM	SDRWS	SGLPN	SM	T
•	+	+	•	+	•	•	•	•	+		•	+	

End Panel Modifications - See page E•8.

BBS	DDE	F	FDE	FPE	IPE	RPE	SEBK	SED
	•				•		+	

Custom Modifications - See page E•12.

ADDTK	ADRW	ART	AS	ATTTK	BBKI	CBO	CCO	CD	CFNTO	CFRMO	CH	CND	CS1	CW	DRT	DRWTK	EX	EXD	EXO	EXU
		•		•		•	•	+	•	•	+	•		+	•	+	+		+	•

FDSRT	FLUTE	FTK	LSD	MI	OBRB	RFLUTE	RTK	RTK6	SRT	TA	TD	TKP	VR	VTK	WS
	•	•	•		•	•	•	+	•	•	+		•	•	•

+Modifications with a plus sign (+) have exceptions. In the digital PDF, click on the code in the chart for details. See page E•1 for Modification Index.

Wall Pantry Topper with Roll Trays

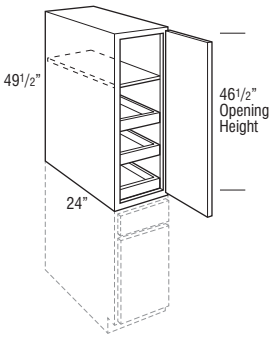

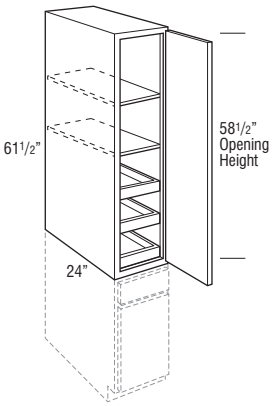

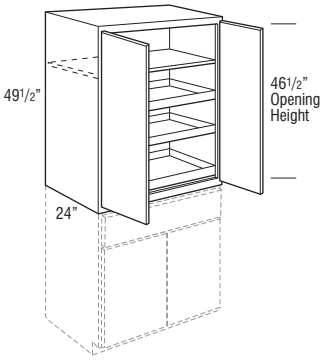

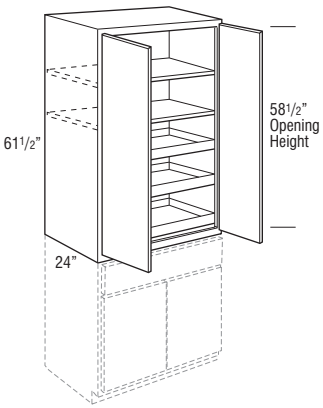

	C	D	F	H	I	J	K	L	M	O	P	Q
WPT1549.524RT L or R	2672	2470	2270	2170	2114	2050	2016	1982	1908	1900	1768	1736
WPT1849.524RT L or R	2830	2610	2390	2262	2218	2150	2092	2070	2010	1964	1854	1818
WPT2149.524RT L or R	2936	2704	2470	2366	2316	2240	2198	2170	2086	2064	1928	1900
WPT2449.524RT L or R	3050	2816	2580	2452	2408	2332	2284	2252	2182	2150	2016	1966
WPT1561.524RT L or R	3340	3088	2838	2713	2643	2563	2520	2478	2385	2375	2210	2170
WPT1861.524RT L or R	3538	3263	2988	2828	2773	2688	2615	2588	2513	2455	2318	2273
WPT2161.524RT L or R	3670	3380	3088	2958	2895	2800	2748	2713	2608	2580	2410	2375
WPT2461.524RT L or R	3813	3520	3225	3065	3010	2915	2855	2815	2728	2688	2520	2458
WPT2449.524RT	3856	3552	3250	3042	2992	2888	2852	2818	2694	2684	2536	2482
WPT3049.524RT	4418	4070	3722	3508	3440	3318	3256	3206	3102	3058	2898	2840
WPT3649.524RT	4690	4316	3942	3726	3648	3526	3452	3410	3290	3256	3064	3012
WPT2461.524RT	4820	4440	4063	3803	3740	3610	3565	3523	3368	3355	3170	3103
WPT3061.524RT	5523	5088	4653	4385	4300	4148	4070	4008	3878	3823	3623	3550
WPT3661.524RT	5863	5395	4928	4658	4560	4408	4315	4263	4113	4070	3830	3765

- Sets on any similar width base. No countertop is needed.
- Because of exposed seam when stacking, Flushed Finished End is not recommended.
- Be sure to use an end panel skin to connect the seam on side of stacked cabinets.
- Tall mitered door styles will feature one center panel, other door styles will feature two center panels.

Door & Drawer Modifications - See page E•4.

A	CG	CM	FH	GM	IBO	MFO	NBO	PEGS	PM	SDRWS	SGLPN	SM	T
•	•	•	•	+	•	•	•	•	•		+	•	•

End Panel Modifications - See page E•8.

BBS	DDE	F	FDE	FPE	IPE	RPE	SEBK	SED
•	•	•	•	•	•	•	•	•

Custom Modifications - See page E•12.

ADDTK	ADRW	ART	AS	ATTTK	BBKI	CBO	CCO	CD	CFNTO	CFRMO	CH	CND	CS1	CW	DRT	DRWTK	EX	EXD	EXO	EXU
•	•	•			•	•	•	+	•	•	+	•		+	•	+	•	•	•	•

FDSRT	FLUTE	FTK	LSD	MI	OBRB	RFLUTE	RTK	RTK6	SRT	TA	TD	TKP	VR	VTK	WS
	•	•	•	•	•	•							•		•

+Modifications with a plus sign (+) have exceptions. In the digital PDF, click on the code in the chart for details. See page E•1 for Modification Index.

Utility Pantry Pull-out, 66″, 84″, 87″, 90″, 93″, or 96″ High

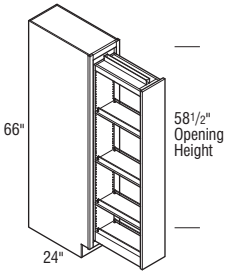

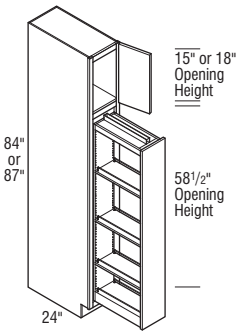

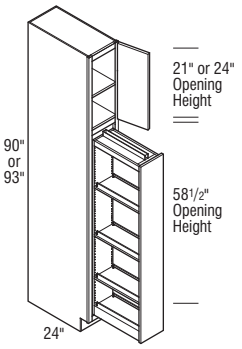

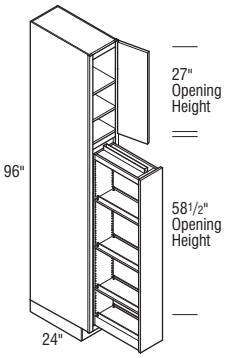

	C	D	F	H	I	J	K	L	M	O	P	Q
UPP966	4956	4741	4526	4398	4358	4282	4241	4212	4148	4123	4010	3976
UPP1266	5109	4888	4666	4535	4493	4415	4374	4343	4277	4250	4134	4098
UPP1566	5426	5191	4956	4824	4773	4698	4651	4618	4548	4516	4400	4367
UPP1866	5794	5541	5288	5151	5102	5016	4967	4930	4859	4826	4700	4663
UPP984 L or R	5247	5010	4772	4642	4594	4515	4470	4441	4368	4337	4221	4184
UPP1284 L or R	5382	5146	4911	4773	4731	4649	4607	4570	4504	4469	4351	4316
UPP1584 L or R	5710	5464	5219	5075	5025	4945	4898	4860	4787	4753	4635	4594
UPP1884 L or R	6104	5835	5566	5422	5369	5281	5230	5190	5114	5077	4946	4906
UPP987 L or R	5351	5109	4868	4734	4686	4605	4560	4529	4455	4424	4305	4268
UPP1287 L or R	5519	5268	5018	4881	4831	4748	4701	4669	4593	4561	4439	4400
UPP1587 L or R	5878	5616	5354	5205	5152	5066	5013	4978	4898	4865	4741	4697
UPP1887 L or R	6265	5988	5710	5552	5499	5406	5351	5311	5230	5193	5058	5015
UPP990 L or R	5477	5225	4973	4835	4785	4705	4654	4623	4545	4510	4387	4352
UPP1290 L or R	5643	5385	5127	4985	4931	4851	4797	4766	4685	4649	4521	4487
UPP1590 L or R	6033	5761	5489	5331	5279	5188	5130	5094	5008	4978	4847	4797
UPP1890 L or R	6437	6143	5850	5684	5627	5529	5470	5432	5342	5309	5169	5124
UPP993 L or R	5640	5383	5125	4976	4922	4836	4785	4750	4668	4635	4502	4465
UPP1293 L or R	5816	5550	5283	5131	5076	4987	4932	4898	4813	4778	4642	4604
UPP1593 L or R	6228	5938	5648	5489	5430	5333	5277	5236	5148	5113	4967	4920
UPP1893 L or R	6634	6327	6020	5845	5786	5684	5624	5584	5491	5453	5298	5249
UPP996 L or R	5820	5545	5271	5122	5065	4971	4918	4882	4792	4760	4623	4572
UPP1296 L or R	5998	5715	5433	5280	5221	5125	5069	5033	4941	4907	4766	4713
UPP1596 L or R	6414	6112	5809	5644	5584	5479	5421	5379	5285	5247	5092	5046
UPP1896 L or R	6829	6508	6188	6011	5948	5840	5774	5730	5634	5592	5428	5378

- Pull-outs include adjustable wood/chrome shelves.
- 66″ High is not designed to be freestanding. It must be bolted or screwed to the wall. Failure to do so will result in the unit tipping forward and will void the product warranty.

Door & Drawer Modifications - See page E•4.

A	CG	CM	FH	GM	IBO	MFO	NBO	PEGS	PM	SDRWS	SGLPN	SM	T
	+	+		+		•		•	+		•	+	

End Panel Modifications - See page E•8.

BBS	DDE	F	FDE	FPE	IPE	RPE	SEBK	SED
•	•	•		•		•	•	

Custom Modifications - See page E•12.

ADDTK	ADRW	ART	AS	ATTTK	BBKI	CBO	CCO	CD	CFNTO	CFRMO	CH	CND	CS1	CW	DRT	DRWTK	EX	EXD	EXO	EXU
		+		+	•		•	+		•	+	+		+		+	•		•	+

FDSRT	FLUTE	FTK	LSD	MI	OBRB	RFLUTE	RTK	RTK6	SRT	TA	TD	TKP	VR	VTK	WS
	•	+		•	•	•	•				+	+	+	•	+

+Modifications with a plus sign (+) have exceptions. In the digital PDF, click on the code in the chart for details. See page E•1 for Modification Index.

Utility Pantry Pull-out, 102″ or 108″ High

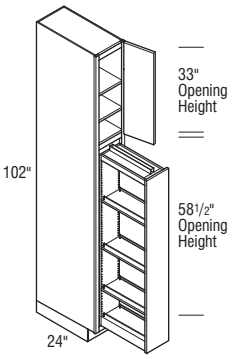

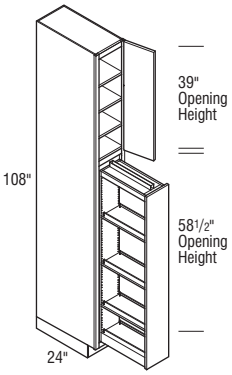

		C	D	F	H	I	J	K	L	M	O	P	Q
UPP9102 L or R		9231	8865	8499	8300	8224	8099	8029	7981	7862	7819	7636	7568
UPP12102 L or R		9466	9091	8716	8511	8434	8305	8231	8183	8061	8014	7827	7756
UPP15102 L or R		10023	9620	9216	8996	8916	8776	8699	8644	8519	8467	8260	8200
UPP18102 L or R		10574	10147	9720	9485	9401	9257	9168	9111	8982	8928	8708	8642
UPP9108 L or R		10245	9839	9434	9213	9129	8990	8912	8859	8727	8679	8477	8401
UPP12108 L or R		10508	10091	9675	9447	9361	9219	9136	9083	8947	8896	8687	8609
UPP15108 L or R		11124	10677	10230	9985	9897	9742	9656	9595	9455	9399	9169	9101
UPP18108 L or R		11738	11264	10790	10528	10436	10275	10177	10112	9970	9909	9666	9593

- Pull-outs include adjustable wood/chrome shelves.
- Finish Flushed Ends standard.

Door & Drawer Modifications - See page E•4.

A	CG	CM	FH	GM	IBO	MFO	NBO	PEGS	PM	SDRWS	SGLPN	SM	T
	•	+		+		•		•	+		•	+	

End Panel Modifications - See page E•8.

BBS	DDE	F	FDE	FPE	IPE	RPE	SEBK	SED
	•						+	

Custom Modifications - See page E•12.

ADDTK	ADRW	ART	AS	ATTTK	BBKI	CBO	CCO	CD	CFNTO	CFRMO	CH	CND	CS1	CW	DRT	DRWTK	EX	EXD	EXO	EXU
		+		•			•	+		•	+	+		+		+	•		•	•

FDSRT	FLUTE	FTK	LSD	MI	OBRB	RFLUTE	RTK	RTK6	SRT	TA	TD	TKP	VR	VTK	WS
	•	+			•	•	•	+			+		+	•	+

+Modifications with a plus sign (+) have exceptions. In the digital PDF, click on the code in the chart for details. See page E•1 for Modification Index.

Utility with Swing-out Pantry, 84″, 87″, 90″, 93″, or 96″ High

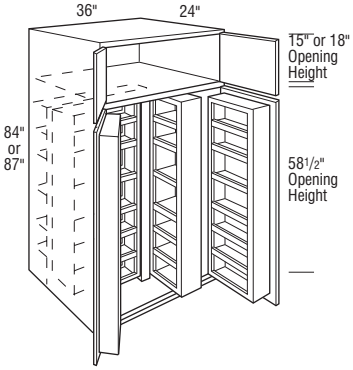

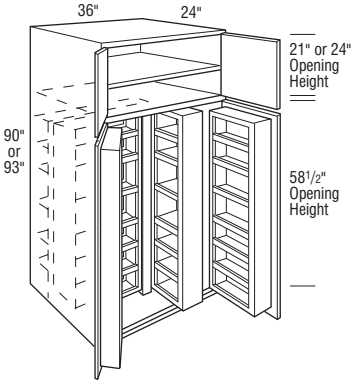

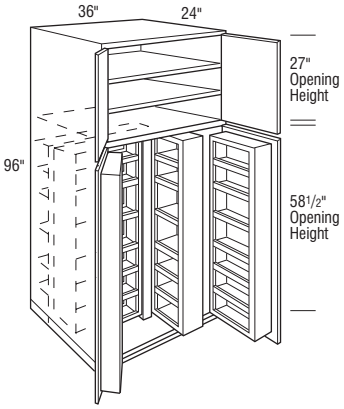

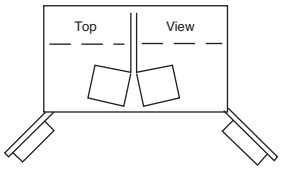

	C	D	F	H	I	J	K	L	M	O	P	Q
U3684SOP	10797	9957	9117	8604	8434	8163	7993	7885	7622	7523	7116	6978
U3687SOP	11135	10268	9401	8876	8699	8416	8244	8131	7860	7757	7340	7195
U3690SOP	11468	10577	9687	9145	8961	8673	8492	8376	8099	7990	7561	7412
U3693SOP	11807	10888	9968	9411	9224	8925	8739	8623	8333	8224	7781	7632
U3696SOP	12141	11197	10252	9679	9483	9180	8989	8866	8574	8459	8004	7848

- Door mounted racks include six adjustable shelves and one fixed shelf.
- Ten 6 1/4″ deep adjustable shelves located behind pull-out.
- Swing-outs include four adjustable shelves and three fixed shelves.
- Swing-outs and door mounted racks have 4 1/2″ deep adjustable shelves that are a natural finished wood with metallic finish wire rail fronts.
- Doors must be able to open 85°, for swing-outs to function properly. Filler(s) or Extended Stile(s) required if cabinet is located next to any full depth cabinet, appliance, or wall.

Door & Drawer Modifications - See page E•4.

A	CG	CM	FH	GM	IBO	MFO	NBO	PEGS	PM	SDRWS	SGLPN	SM	T
	+	+		+		•		•	+		•	+	

End Panel Modifications - See page E•8.

BBS	DDE	F	FDE	FPE	IPE	RPE	SEBK	SED
•	•	•		•		•	•	

Custom Modifications - See page E•12.

ADDTK	ADRW	ART	AS	ATTTK	BBKI	CBO	CCO	CD	CFNTO	CFRMO	CH	CND	CS1	CW	DRT	DRWTK	EX	EXD	EXO	EXU
		+		+	•			+			+	+		+		+	•		•	+

FDSRT	FLUTE	FTK	LSD	MI	OBRB	RFLUTE	RTK	RTK6	SRT	TA	TD	TKP	VR	VTK	WS
	•	•		•	•	•	•				+	+		•	+

+Modifications with a plus sign (+) have exceptions. In the digital PDF, click on the code in the chart for details. See page E•1 for Modification Index.

Utility with Swing-out Pantry, 102″ or 108″ High

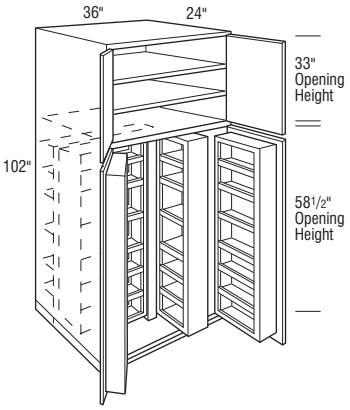

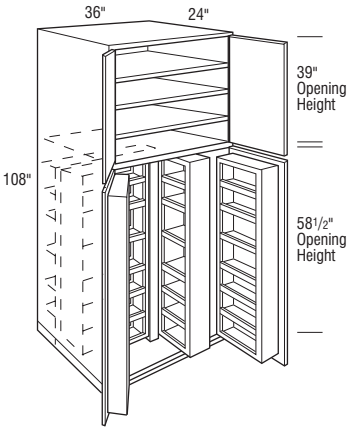

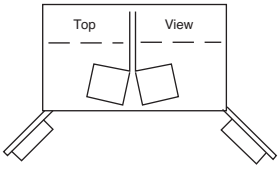

	C	D	F	H	I	J	K	L	M	O	P	Q
U36102SOP	17650	16392	15135	14371	14110	13705	13452	13288	12898	12747	12139	11931
U36108SOP	19591	18196	16800	15952	15662	15213	14932	14749	14317	14148	13475	13244

- Door mounted racks include six adjustable shelves and one fixed shelf.
- Ten 6 1/4″ deep adjustable shelves located behind pull-out.
- Swing-outs include four adjustable shelves and three fixed shelves.
- Swing-outs and door mounted racks have 4 1/2″ deep adjustable shelves that are a natural finished wood with metallic finish wire rail fronts.
- Doors must be able to open 85°, for swing-outs to function properly. Filler(s) or Extended Stile(s) required if cabinet is located next to any full depth cabinet, appliance, or wall.
- Finish Flushed Ends standard.

Door & Drawer Modifications - See page E•4.

A	CG	CM	FH	GM	IBO	MFO	NBO	PEGS	PM	SDRWS	SGLPN	SM	T
	+	+		+		•		•	+		•	+	

End Panel Modifications - See page E•8.

BBS	DDE	F	FDE	FPE	IPE	RPE	SEBK	SED
	•						+	

Custom Modifications - See page E•12.

ADDTK	ADRW	ART	AS	ATTTK	BBKI	CBO	CCO	CD	CFNTO	CFRMO	CH	CND	CS1	CW	DRT	DRWTK	EX	EXD	EXO	EXU
		+		•				+			+	+		+		+	+		+	•

FDSRT	FLUTE	FTK	LSD	MI	OBRB	RFLUTE	RTK	RTK6	SRT	TA	TD	TKP	VR	VTK	WS
	•	•			•	•	•	+			+			•	+

+Modifications with a plus sign (+) have exceptions. In the digital PDF, click on the code in the chart for details. See page E•1 for Modification Index.

Pantry Walk-Through

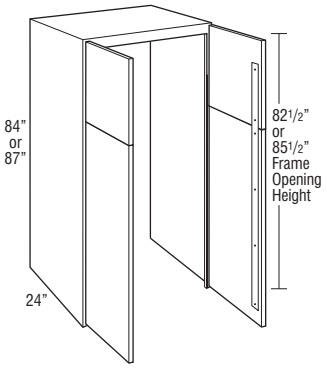

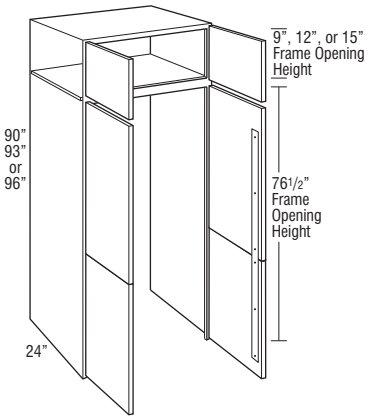

		C	D	F	H	I	J	K	L	M	O	P	Q
PWT3084		6316	5818	5319	5042	4942	4776	4681	4612	4458	4397	4149	4074
PWT3384		6526	6013	5499	5204	5103	4931	4835	4756	4604	4540	4292	4203
PWT3684		6734	6203	5672	5368	5260	5082	4983	4905	4745	4681	4426	4338
PWT3087		6630	6108	5587	5294	5189	5014	4916	4840	4682	4617	4354	4272
PWT3387		6850	6310	5768	5463	5356	5174	5074	4998	4835	4765	4498	4412
PWT3687		7061	6505	5949	5633	5522	5338	5228	5150	4983	4914	4642	4551
PWT3090		6944	6400	5855	5548	5433	5250	5150	5072	4904	4837	4560	4474
PWT3390		7165	6603	6041	5724	5608	5423	5314	5235	5064	4992	4705	4620
PWT3690		7391	6808	6225	5899	5778	5588	5476	5394	5218	5147	4852	4762
PWT3093		7322	6750	6179	5853	5733	5545	5432	5352	5172	5105	4813	4717
PWT3393		7557	6963	6369	6040	5917	5722	5606	5523	5342	5267	4965	4871
PWT3693		7785	7175	6565	6224	6098	5896	5773	5694	5504	5429	5115	5020
PWT3096		7692	7095	6498	6156	6032	5831	5717	5633	5442	5376	5064	4961
PWT3396		7946	7322	6697	6351	6225	6017	5896	5812	5620	5543	5222	5119
PWT3696		8186	7545	6903	6547	6419	6203	6071	5992	5793	5710	5378	5283

- Finished Flush Ends standard.
- 90"-96" high have a back in the upper section.
- Tall mitered door styles on 84" and 87" high will feature one center panel, other door styles will feature two center panels.
- Decorative Door on End modification uses the standard tall door configuration by height and will not align with the front doors. A tall end panel skin can be used to conceal door attachment screws on the interior of the cabinet end panel (see TES_ _WD section).
- Height of ceiling needs to be considered for installation, 96" high cabinet requires 99" of height for 24" deep and 100" of height for 27" deep to stand unit upright.
- Cabinet will be shipped with additional attached supports to be removed during installation.
- M-IC8 (Inside Corner Moulding #2) can be used to conceal staples behind the face frame.
- M-SCRIBE8 (Small Scribe Moulding) can be used to conceal exposed back edges of the end panels, which are not edgebanded.
- End panels will not be drilled for shelves.
- Not available in slab door styles.

Door & Drawer Modifications - See page E•4.

A	CG	CM	FH	GM	IBO	MFO	NBO	PEGS	PM	SDRWS	SGLPN	SM	T
•	+		•			•		•					

End Panel Modifications - See page E•8.

BBS	DDE	F	FDE	FPE	IPE	RPE	SEBK	SED
•	•		•		•	•		

Custom Modifications - See page E•12.

ADDTK	ADRW	ART	AS	ATTTK	BBKI	CBO	CCO	CD	CFNTO	CFRMO	CH	CND	CS1	CW	DRT	DRWTK	EX	EXD	EXO	EXU
		+			•	•	•	+	•	•	+	•	•	+			•		•	•

FDSRT	FLUTE	FTK	LSD	MI	OBRB	RFLUTE	RTK	RTK6	SRT	TA	TD	TKP	VR	VTK	WS
	•	•	•	•	•	•					+		+		+

+Modifications with a plus sign (+) have exceptions. In the digital PDF, click on the code in the chart for details. See page E•1 for Modification Index.

Utility End Organizer, 84″, 87″, 90″, 93″, or 96″ High, 6″ Deep

	C	D	F	H	I	J	K	L	M	O	P	Q
UEO24846 L or R	3315	3054	2793	2638	2587	2503	2452	2418	2337	2305	2182	2139
UEO24876 L or R	3480	3209	2938	2773	2718	2629	2576	2540	2457	2423	2292	2249
UEO24906 L or R	3642	3359	3076	2901	2845	2755	2697	2659	2572	2538	2397	2352
UEO24936 L or R	3836	3539	3242	3060	2999	2901	2841	2804	2710	2673	2530	2479
UEO24966 L or R	4040	3726	3413	3219	3156	3055	2992	2949	2850	2815	2662	2610

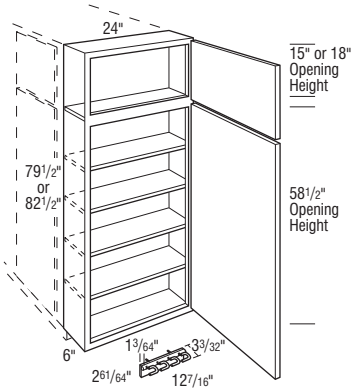

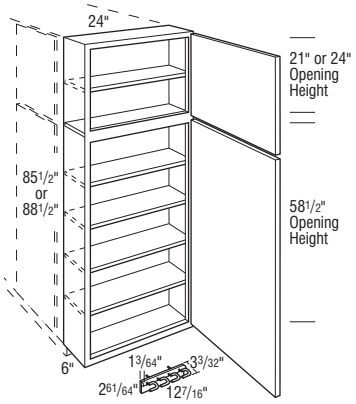

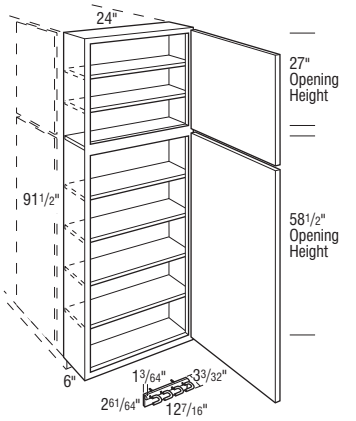

- Finish Flushed Ends standard.
- Field installs on side of 24″ deep tall cabinet.
- Cabinet includes a broom clip (included in cabinet un-installed) that can be used instead of shelves in lower section.
- Broom clip installation instructions included.

Door & Drawer Modifications - See page E•4.

A	CG	CM	FH	GM	IBO	MFO	NBO	PEGS	PM	SDRWS	SGLPN	SM	T
•	+	+	•	+	•	•	•	•	+		•	+	

End Panel Modifications - See page E•8.

BBS	DDE	F	FDE	FPE	IPE	RPE	SEBK	SED
•								

Custom Modifications - See page E•12.

ADDTK	ADRW	ART	AS	ATTTK	BBKI	CBO	CCO	CD	CFNTO	CFRMO	CH	CND	CS1	CW	DRT	DRWTK	EX	EXD	EXO	EXU
					•	•	•	+	•	•	+	•		+			•		•	•

FDSRT	FLUTE	FTK	LSD	MI	OBRB	RFLUTE	RTK	RTK6	SRT	TA	TD	TKP	VR	VTK	WS
	•		•	•		•				•			•		•

+Modifications with a plus sign (+) have exceptions. In the digital PDF, click on the code in the chart for details. See page E•1 for Modification Index.

Utility End Organizer, 102″ or 108″ High, 6″ Deep

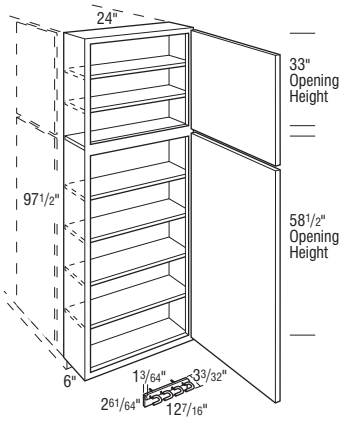

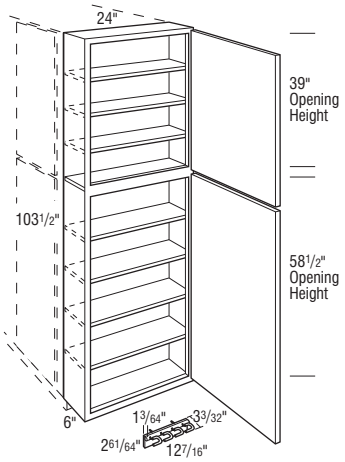

		C	D	F	H	I	J	K	L	M	O	P	Q
UEO241026 L or R		6860	6442	6024	5766	5683	5548	5463	5406	5275	5227	5024	4955
UEO241086 L or R		7614	7150	6686	6400	6308	6159	6064	6001	5855	5803	5578	5499

- Finish Flushed Ends standard.
- Field installs on side of 24″ deep tall cabinet.
- Cabinet includes a broom clip (included in cabinet un-installed) that can be used instead of shelves in lower section.
- Broom clip installation instructions included.

Door & Drawer Modifications - See page E•4.

A	CG	CM	FH	GM	IBO	MFO	NBO	PEGS	PM	SDRWS	SGLPN	SM	T
•	+	+	•	+	•	•	•	•	+		•	+	

End Panel Modifications - See page E•8.

BBS	DDE	F	FDE	FPE	IPE	RPE	SEBK	SED

Custom Modifications - See page E•12.

ADDTK	ADRW	ART	AS	ATTTK	BBKI	CBO	CCO	CD	CFNTO	CFRMO	CH	CND	CS1	CW	DRT	DRWTK	EX	EXD	EXO	EXU
						•	•	+	•	•	+	•		+			•		•	•

FDSRT	FLUTE	FTK	LSD	MI	OBRB	RFLUTE	RTK	RTK6	SRT	TA	TD	TKP	VR	VTK	WS
	•		•			•				•			•	•	•

+Modifications with a plus sign (+) have exceptions. In the digital PDF, click on the code in the chart for details. See page E•1 for Modification Index.

Utility End Organizer, 84″, 87″, 90″, 93″, or 96″ High, 6″ Deep

	C	D	F	H	I	J	K	L	M	O	P	Q
UEO24846	4312	3974	3636	3434	3364	3255	3188	3146	3040	3000	2838	2783
UEO24876	4501	4151	3800	3590	3519	3403	3334	3287	3179	3137	2967	2910
UEO24906	4698	4332	3966	3744	3668	3550	3478	3432	3314	3272	3093	3033
UEO24936	4935	4551	4166	3931	3853	3731	3653	3603	3483	3437	3250	3186
UEO24966	5172	4768	4364	4120	4039	3908	3826	3774	3651	3601	3404	3339

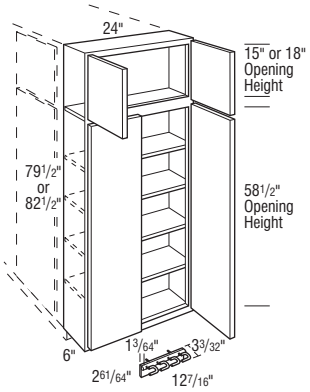

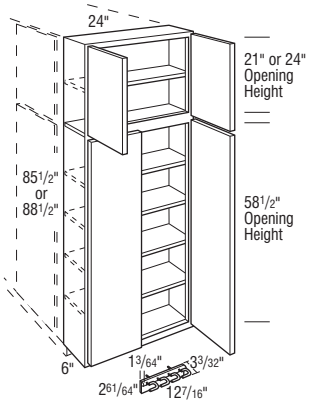

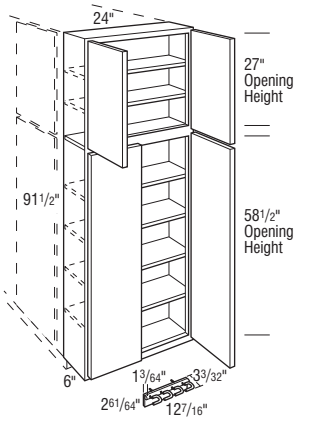

- Finish Flushed Ends standard.
- Field installs on side of 24″ deep tall cabinet.
- Cabinet includes a broom clip (included in cabinet un-installed) that can be used instead of shelves in lower section.
- Broom clip installation instructions included.

Door & Drawer Modifications - See page E•4.

A	CG	CM	FH	GM	IBO	MFO	NBO	PEGS	PM	SDRWS	SGLPN	SM	T
•	+	+	•	+	•	•	•	•	+		•	+	

End Panel Modifications - See page E•8.

BBS	DDE	F	FDE	FPE	IPE	RPE	SEBK	SED
•								

Custom Modifications - See page E•12.

ADDTK	ADRW	ART	AS	ATTTK	BBKI	CBO	CCO	CD	CFNTO	CFRMO	CH	CND	CS1	CW	DRT	DRWTK	EX	EXD	EXO	EXU
					•	•	•	+	•	•	+	•		+			•		•	•

FDSRT	FLUTE	FTK	LSD	MI	OBRB	RFLUTE	RTK	RTK6	SRT	TA	TD	TKP	VR	VTK	WS
	•		•	•		•				•			•		+

+Modifications with a plus sign (+) have exceptions. In the digital PDF, click on the code in the chart for details. See page E•1 for Modification Index.

Utility End Organizer, 102″ or 108″ High, 6″ Deep

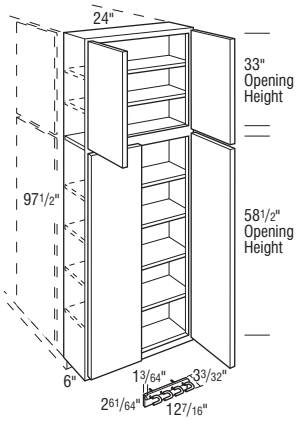

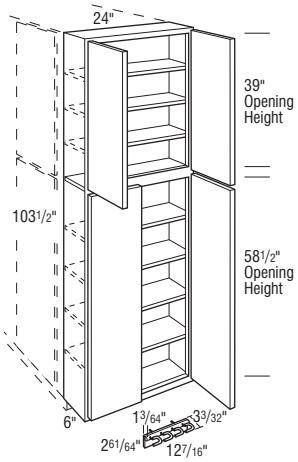

	C	D	F	H	I	J	K	L	M	O	P	Q
UEO241026	8368	7829	7290	6966	6858	6683	6574	6506	6341	6274	6012	5926
UEO241086	9287	8690	8093	7734	7613	7419	7298	7222	7039	6965	6673	6578

- Finish Flushed Ends standard.
- Field installs on side of 24″ deep tall cabinet.
- Cabinet includes a broom clip (included in cabinet un-installed) that can be used instead of shelves in lower section.
- Broom clip installation instructions included.

Door & Drawer Modifications - See page E•4.

A	CG	CM	FH	GM	IBO	MFO	NBO	PEGS	PM	SDRWS	SGLPN	SM	T
•	+	+	•	+	•	•	•	•	+		•	+	

End Panel Modifications - See page E•8.

BBS	DDE	F	FDE	FPE	IPE	RPE	SEBK	SED

Custom Modifications - See page E•12.

ADDTK	ADRW	ART	AS	ATTTK	BBKI	CBO	CCO	CD	CFNTO	CFRMO	CH	CND	CS1	CW	DRT	DRWTK	EX	EXD	EXO	EXU
						•	•	+	•	•	+	•		+			•		•	•

FDSRT	FLUTE	FTK	LSD	MI	OBRB	RFLUTE	RTK	RTK6	SRT	TA	TD	TKP	VR	VTK	WS
	•		•			•				•			•	•	+

+Modifications with a plus sign (+) have exceptions. In the digital PDF, click on the code in the chart for details. See page E•1 for Modification Index.

Utility End Organizer, 84″, 87″, 90″, 93″, or 96″ High, 9″ Deep

	C	D	F	H	I	J	K	L	M	O	P	Q
UEO24849 L or R	3315	3054	2793	2638	2587	2503	2452	2418	2337	2305	2182	2139
UEO24879 L or R	3480	3209	2938	2773	2718	2629	2576	2540	2457	2423	2292	2249
UEO24909 L or R	3642	3359	3076	2901	2845	2755	2697	2659	2572	2538	2397	2352
UEO24939 L or R	3836	3539	3242	3060	2999	2901	2841	2804	2710	2673	2530	2479
UEO24969 L or R	4040	3726	3413	3219	3156	3055	2992	2949	2850	2815	2662	2610

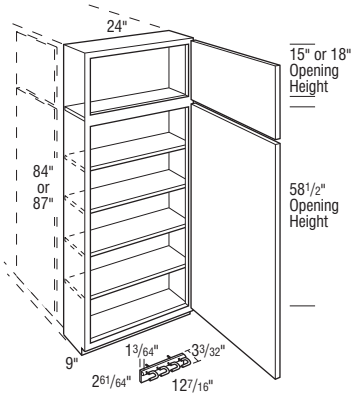

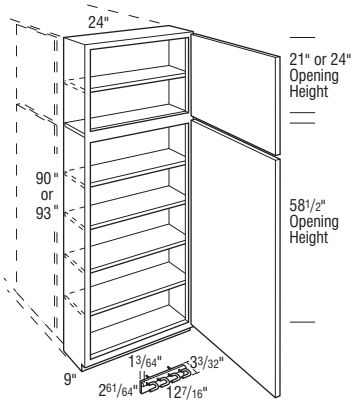

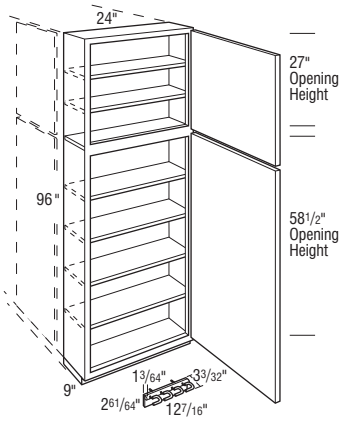

- Finish Flushed Ends standard.
- Field installs on side of 24″ deep tall cabinet.
- Cabinet includes a broom clip (included in cabinet un-installed) that can be used instead of shelves in lower section.
- Broom clip installation instructions included.

Door & Drawer Modifications - See page E•4.

A	CG	CM	FH	GM	IBO	MFO	NBO	PEGS	PM	SDRWS	SGLPN	SM	T
•	+	+	•	+	•	•	•	•	+		•	+	

End Panel Modifications - See page E•8.

BBS	DDE	F	FDE	FPE	IPE	RPE	SEBK	SED
•	•							

Custom Modifications - See page E•12.

ADDTK	ADRW	ART	AS	ATTTK	BBKI	CBO	CCO	CD	CFNTO	CFRMO	CH	CND	CS1	CW	DRT	DRWTK	EX	EXD	EXO	EXU
				+	•	•	•	+	•	•	+	•		+			•		•	+

FDSRT	FLUTE	FTK	LSD	MI	OBRB	RFLUTE	RTK	RTK6	SRT	TA	TD	TKP	VR	VTK	WS
	•	•	•	•	•	•	•			•	+	+	•		•

+Modifications with a plus sign (+) have exceptions. In the digital PDF, click on the code in the chart for details. See page E•1 for Modification Index.

Utility End Organizer, 102″ or 108″ High, 9″ Deep

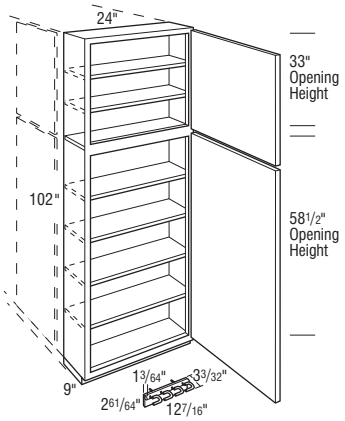

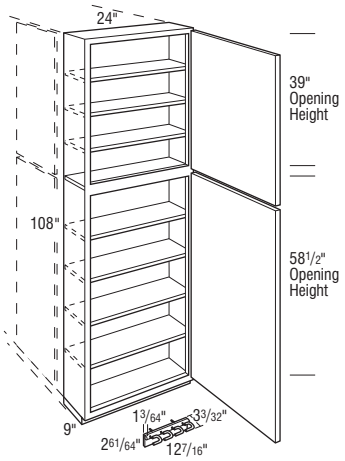

		C	D	F	H	I	J	K	L	M	O	P	Q
UEO241029 L or R		6860	6442	6024	5766	5683	5548	5463	5406	5275	5227	5024	4955
UEO241089 L or R		7614	7150	6686	6400	6308	6159	6064	6001	5855	5803	5578	5499

- Finish Flushed Ends standard.
- Field installs on side of 24″ deep tall cabinet.
- Cabinet includes a broom clip (included in cabinet un-installed) that can be used instead of shelves in lower section.
- Broom clip installation instructions included.

Door & Drawer Modifications - See page E•4.

A	CG	CM	FH	GM	IBO	MFO	NBO	PEGS	PM	SDRWS	SGLPN	SM	T
•	+	+	•	+	•	•	•	•	+		•	+	

End Panel Modifications - See page E•8.

BBS	DDE	F	FDE	FPE	IPE	RPE	SEBK	SED
	•							

Custom Modifications - See page E•12.

ADDTK	ADRW	ART	AS	ATTTK	BBKI	CBO	CCO	CD	CFNTO	CFRMO	CH	CND	CS1	CW	DRT	DRWTK	EX	EXD	EXO	EXU
				•		•	•	+	•	•	+	•		+			•		•	•

FDSRT	FLUTE	FTK	LSD	MI	OBRB	RFLUTE	RTK	RTK6	SRT	TA	TD	TKP	VR	VTK	WS
	•	•	•		•	•	•	+		•	+		•	•	•

+Modifications with a plus sign (+) have exceptions. In the digital PDF, click on the code in the chart for details. See page E•1 for Modification Index.

Utility End Organizer, 84″, 87″, 90″, 93″, or 96″ High, 9″ Deep

	C	D	F	H	I	J	K	L	M	O	P	Q
UEO24849	4312	3974	3636	3434	3364	3255	3188	3146	3040	3000	2838	2783
UEO24879	4501	4151	3800	3590	3519	3403	3334	3287	3179	3137	2967	2910
UEO24909	4698	4332	3966	3744	3668	3550	3478	3432	3314	3272	3093	3033
UEO24939	4935	4551	4166	3931	3853	3731	3653	3603	3483	3437	3250	3186
UEO24969	5172	4768	4364	4120	4039	3908	3826	3774	3651	3601	3404	3339

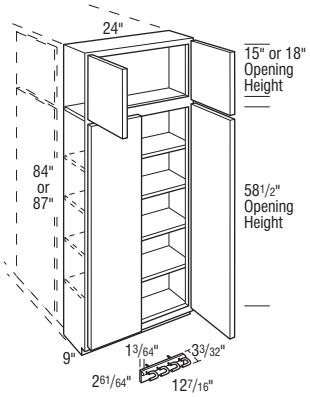

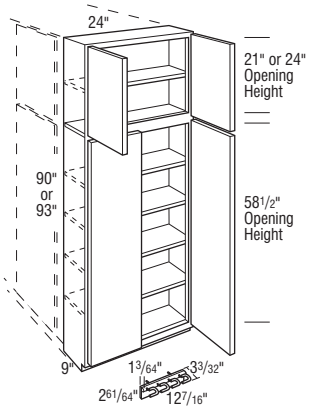

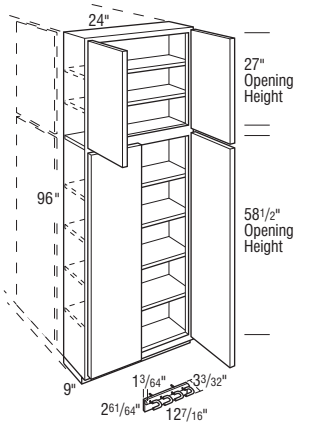

- Finish Flushed Ends standard.
- Field installs on side of 24″ deep tall cabinet.
- Cabinet includes a broom clip (included in cabinet un-installed) that can be used instead of shelves in lower section.
- Broom clip installation instructions included.

Door & Drawer Modifications - See page E•4.

A	CG	CM	FH	GM	IBO	MFO	NBO	PEGS	PM	SDRWS	SGLPN	SM	T
•	+	+	•	+	•	•	•	•	+		•	+	

End Panel Modifications - See page E•8.

BBS	DDE	F	FDE	FPE	IPE	RPE	SEBK	SED
•	•							

Custom Modifications - See page E•12.

ADDTK	ADRW	ART	AS	ATTTK	BBKI	CBO	CCO	CD	CFNTO	CFRMO	CH	CND	CS1	CW	DRT	DRWTK	EX	EXD	EXO	EXU
				+	•	•	•	+	•	•	+	•		+			•		•	+

FDSRT	FLUTE	FTK	LSD	MI	OBRB	RFLUTE	RTK	RTK6	SRT	TA	TD	TKP	VR	VTK	WS
	•	•	•	•	•	•	•			•	+	+	•		+

+Modifications with a plus sign (+) have exceptions. In the digital PDF, click on the code in the chart for details. See page E•1 for Modification Index.

Utility End Organizer, 102″ or 108″ High, 9″ Deep

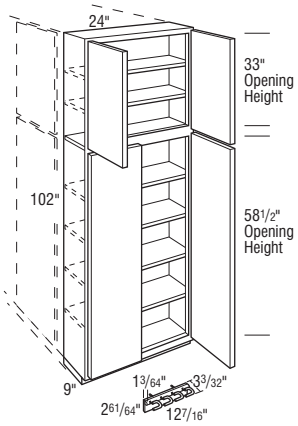

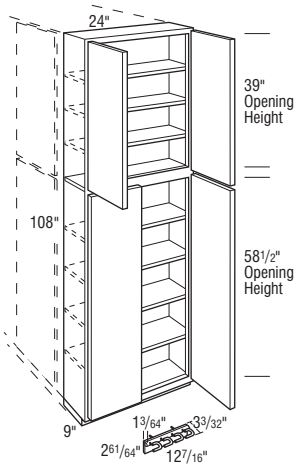

		C	D	F	H	I	J	K	L	M	O	P	Q
UEO241029		8368	7829	7290	6966	6858	6683	6574	6506	6341	6274	6012	5926
UEO241089		9287	8690	8093	7734	7613	7419	7298	7222	7039	6965	6673	6578

- Finish Flushed Ends standard.
- Field installs on side of 24″ deep tall cabinet.
- Cabinet includes a broom clip (included in cabinet un-installed) that can be used instead of shelves in lower section.
- Broom clip installation instructions included.

Door & Drawer Modifications - See page E•4.

A	CG	CM	FH	GM	IBO	MFO	NBO	PEGS	PM	SDRWS	SGLPN	SM	T
•	+	+	•	+	•	•	•	•	+		•	+	

End Panel Modifications - See page E•8.

BBS	DDE	F	FDE	FPE	IPE	RPE	SEBK	SED
	•							

Custom Modifications - See page E•12.

ADDTK	ADRW	ART	AS	ATTTK	BBKI	CBO	CCO	CD	CFNTO	CFRMO	CH	CND	CS1	CW	DRT	DRWTK	EX	EXD	EXO	EXU
				•		•	•	+	•	•	+	•		+			•		•	•

FDSRT	FLUTE	FTK	LSD	MI	OBRB	RFLUTE	RTK	RTK6	SRT	TA	TD	TKP	VR	VTK	WS
	•	•	•		•	•	•	+		•	+		•	•	+

+Modifications with a plus sign (+) have exceptions. In the digital PDF, click on the code in the chart for details. See page E•1 for Modification Index.

Utility End Drop Zone, 84″, 87″, 90″, 93″, or 96″ High

	C	D	F	H	I	J	K	L	M	O	P	Q
UEDZ24849	4733	4572	4411	4250	2974	3928	3767	3605	3444	3282	3121	2960
UEDZ24879	4922	4749	4575	4406	3128	4076	3913	3746	3583	3418	3250	3087
UEDZ24909	5120	4930	4741	4561	3277	4224	4057	3891	3718	3553	3377	3210
UEDZ24939	5356	5149	4941	4748	3462	4404	4232	4062	3888	3718	3534	3363
UEDZ24969	5593	5366	5139	4937	3648	4581	4405	4234	4056	3882	3687	3516

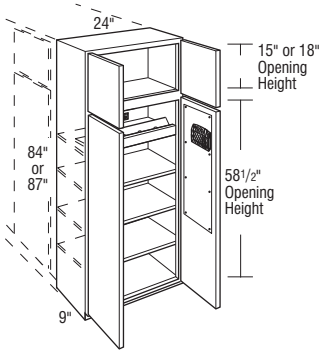

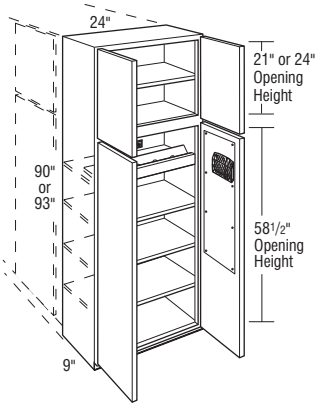

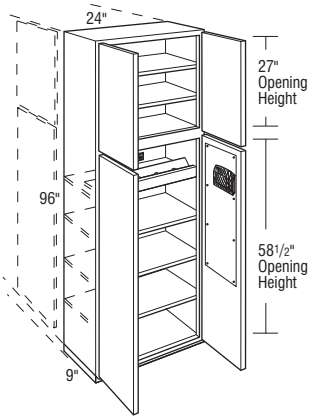

- Finish Flushed Ends standard.
- Features magnetic whiteboards on back of lower doors, one magnetic black mesh pencil holder, charging station shelf, power strip, black plastic grommet for power cord, key hooks and coat hooks.
- Charging station shelf is adjustable, features four cord cut-out areas.
- Power strip is UL listed with three standard 110-volt plug-ins and two USB charging ports.
- Field installs on side of 24″ deep tall cabinet.

Door & Drawer Modifications - See page E•4.

A	CG	CM	FH	GM	IBO	MFO	NBO	PEGS	PM	SDRWS	SGLPN	SM	T
	+	+				•		•	+		•	+	

End Panel Modifications - See page E•8.

BBS	DDE	F	FDE	FPE	IPE	RPE	SEBK	SED
•	•							

Custom Modifications - See page E•12.

ADDTK	ADRW	ART	AS	ATTTK	BBKI	CBO	CCO	CD	CFNTO	CFRMO	CH	CND	CS1	CW	DRT	DRWTK	EX	EXD	EXO	EXU
				+	•	•	•	+	•	•	+	•		+			•		•	+

FDSRT	FLUTE	FTK	LSD	MI	OBRB	RFLUTE	RTK	RTK6	SRT	TA	TD	TKP	VR	VTK	WS
	•	•	•	•	•	•	•			•	+	+	•		+

+Modifications with a plus sign (+) have exceptions. In the digital PDF, click on the code in the chart for details. See page E•1 for Modification Index.

Utility End Drop Zone, 102″ or 108″ High

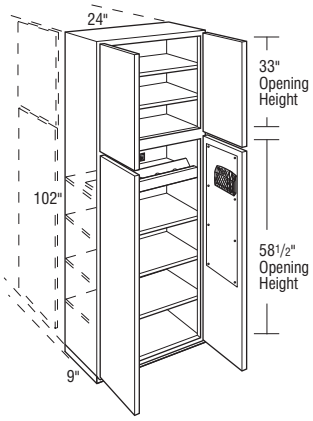

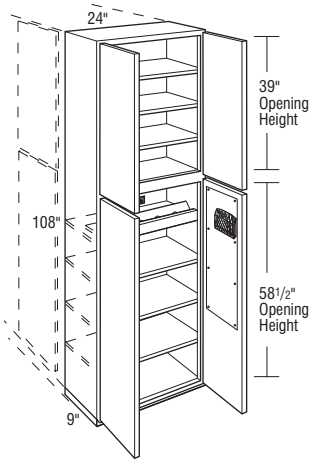

		C	D	F	H	I	J	K	L	M	O	P	Q
UEDZ241029		8930	8626	8323	8054	6337	7580	7346	7118	6880	6649	6390	6161
UEDZ241089		9911	9575	9239	8941	7035	8413	8154	7900	7637	7381	7092	6839

- Finish Flushed Ends standard.
- Features magnetic whiteboards on back of lower doors, one magnetic black mesh pencil holder, charging station shelf, power strip, black plastic grommet for power cord, key hooks and coat hooks.
- Charging station shelf is adjustable, features four cord cut-out areas.
- Power strip is UL listed with three standard 110-volt plug-ins and two USB charging ports.
- Field installs on side of 24″ deep tall cabinet.

Door & Drawer Modifications - See page E•4.

A	CG	CM	FH	GM	IBO	MFO	NBO	PEGS	PM	SDRWS	SGLPN	SM	T
	+	+				•		•	+		•	+	

End Panel Modifications - See page E•8.

BBS	DDE	F	FDE	FPE	IPE	RPE	SEBK	SED
	•							

Custom Modifications - See page E•12.

ADDTK	ADRW	ART	AS	ATTTK	BBKI	CBO	CCO	CD	CFNTO	CFRMO	CH	CND	CS1	CW	DRT	DRWTK	EX	EXD	EXO	EXU
				•		•	•	+	•		+	•		+			•		•	•

FDSRT	FLUTE	FTK	LSD	MI	OBRB	RFLUTE	RTK	RTK6	SRT	TA	TD	TKP	VR	VTK	WS
	•	•	•		•	•	•	+		•	+		•	•	+

+Modifications with a plus sign (+) have exceptions. In the digital PDF, click on the code in the chart for details. See page E•1 for Modification Index.

TABLE OF CONTENTS – MICROWAVE AND OVEN CABINETS

Wall Microwave Cabinets ..... K•2
Base Microwave Cabinets ..... K•8
Oven Microwave Cabinets ..... K•12
Oven Cabinets ..... K•21

MICROWAVE AND OVEN CABINETS

Microwave and Oven Cabinet Nomenclature

OCMW2784S

Cabinet Type — Cabinet Width — Cabinet Height

Modification Grid Key

+	Available with exceptions
•	Available

Door & Drawer Modifications

Modification	Description
A	Aluminum Frame Door
CG	Cut-for-glass
CM	Classic Mullion Door
FH	Finial Hinges
GM	Gallery Mullion Door
IBO	Inset Beaded Overlay
MFO	Modified Full Overlay
NBO	Inset Non-Beaded Overlay
PEGS	Faux Square Peg
PM	Prairie Mullion Door
SDRWS	Split Drawers
SM	Shaker Mullion Door

End Panel Modifications

Modification	Description
BBS	Beadboard Side
DDE	Decorative Door on End
F	Finished End
FPE	Furniture Plywood End
IPE	Inset Panel End
RPE	Recessed or Raised Panel End
SEBK	Side Extended Back
SED	Side Extended Down

Custom Modifications

Modification	Description
ADDTK	Add Toekick
ADRW	Add Drawer
AF	Appliance Cut-out with Floor
ART	Adjustable Roll Trays
AS	Additional Shelf
ATTTK	Attach Toekick
BBKI	Beadboard Back Interior
CBO	Cabinet Box Only
CCO	Cabinet Case Only
CD	Change Depth
CFNTO	Cabinet Front Only
CFRMO	Cabinet Face Frame Only
CH	Change Height
CND	Cabinet No Door
CS1	Add Center Stile
CW	Change Width
DRWTK	Drawer Toekick
EX	Extended Stile
EXD	Extended Down
EXO	Extended Stile with Overlay
EXU	Extended Up
FLUTE	Fluting
FP	False Panel
FTK	Flush Toekick
LSD	Loose Doors and/or Drawer Fronts
MI	Matching Interior
OBRB	Open Bottom Rail Base
PFBP	Prep for Finished Bottom with Panel
RDD	Reduced Depth Drawer
RFLUTE	Rosette Fluting
RTK	Recessed Toekick
RTK6	Recessed Toekick, 6”
SCPDRW	Scooped Drawer
TD	Tray Divider
TKP	Toekick Pedestal
VR	Valance Rail
VTK	Void Toekick
WS	Wide Stile
WTCD	Wood Tiered Cutlery Divider
WTKCUP	Wood Tiered K-Cup Drawer

Separate pedestal base included but may be packaged separately on 96" and taller.

Pedestal is designed to create a Recessed Left or Right Toekick application during field installation, or can be centered.

Pedestal must be covered with toeboard material. Pedestal toekick grain runs horizontally.

Wall Microwave Shelf, 30″ or 33″ High

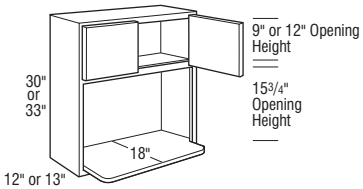

	C	D	F	H	I	J	K	L	M	O	P	Q
WMWS2430	2752	2568	2384	2277	2237	2176	2140	2115	2059	2038	1935	1903
WMWS2730	2796	2612	2428	2324	2284	2220	2183	2157	2100	2076	1975	1941
WMWS3030	2886	2695	2503	2389	2346	2285	2246	2219	2160	2139	2031	1998
WMWS3330	3008	2808	2607	2490	2445	2381	2341	2312	2251	2230	2117	2082
WMWS3630	3171	2950	2729	2611	2565	2496	2457	2421	2355	2336	2214	2177
WMWS2433	2961	2765	2569	2453	2408	2345	2305	2278	2218	2196	2084	2052
WMWS2733	3015	2813	2612	2500	2457	2386	2346	2320	2258	2234	2121	2087
WMWS3033	3100	2897	2695	2572	2526	2458	2417	2384	2324	2298	2184	2150
WMWS3333	3196	2983	2769	2644	2596	2528	2484	2454	2390	2367	2247	2210
WMWS3633	3322	3092	2863	2734	2687	2616	2572	2538	2468	2447	2321	2284

- For non-standard cut-outs, it is required to fill out the form located on MasterBrand Connect website.
- Matching Interior standard.
- Specify cut-out size or use standard cut-out.
- When Beaded Inset is ordered, the cabinet should be ordered to the appropriate width using the 1/4″ width modification instead of using the piece-in or cut-out applications.
- The maximum cut-out height varies depending on the cabinet.
- Shelf shipped unattached.
- Microwave shelf depth may be decreased; specify depth required.
- Microwave shelf solid wood.
- Non-Beaded and Beaded Inset are standard 13″ deep.

	Standard Appliance Opening		Decreased Appliance Opening Width*		Increased Appliance Opening Width**		Appliance Opening Height***	
	Width (A)	Height (B)	Min. Width (A)	Max. Width (A)	Min. Width (A)	Max. Width (A)	Min. Height (B)	Max. Height (B)
WMWS2430	21″	15 3/4″	9″	20 1/2″	21 1/16″	22″	14″	15 3/4″
WMWS2730	24″	15 3/4″	12″	23 1/2″	24 1/16″	25″	14″	15 3/4″
WMWS3030	27″	15 3/4″	15″	26 1/2″	27 1/16″	28″	14″	15 3/4″
WMWS3330	30″	15 3/4″	18″	29 1/2″	30 1/16″	31″	14″	15 3/4″
WMWS3630	33″	15 3/4″	21″	32 1/2″	33 1/16″	34″	14″	15 3/4″
WMWS2433	21″	15 3/4″	9″	20 1/2″	21 1/16″	22″	14″	18 3/4″
WMWS2733	24″	15 3/4″	12″	23 1/2″	24 1/16″	25″	14″	18 3/4″
WMWS3033	27″	15 3/4″	15″	26 1/2″	27 1/16″	28″	14″	18 3/4″
WMWS3333	30″	15 3/4″	18″	29 1/2″	30 1/16″	31″	14″	18 3/4″
WMWS3633	33″	15 3/4″	21″	32 1/2″	33 1/16″	34″	14″	18 3/4″

*Decreased Appliance Opening Width can vary in 1/16″ increments by piecing in frame material.

**Increased Appliance Opening Width can vary in 1/16″ increments by cutting out the frame stiles.

***Appliance Opening Height could have a variance of 1/16″. By changing openings, it may require the door/drawer openings to change.

Door & Drawer Modifications - See page E•4.

A	CG	CM	FH	GM	IBO	MFO	NBO	PEGS	PM	SDRWS	SM
•	•	+	•	+	•	•	•	•	+		+

End Panel Modifications - See page E•8.

BBS	DDE	F	FPE	IPE	RPE	SEBK	SED
•	•	•	•	•	•	•	•

Custom Modifications - See page E•12.

ADDTK	ADRW	AF	ART	AS	ATTTK	BBKI	CBO	CCO	CD	CFNTO	CFRMO	CH	CND	CS1	CW	DRWTK	EX	EXD	EXO	EXU	FLUTE
•	•		•	•		•	•	•	+	•	•	+	•	•	+		•	•	•	•	•

FP	FTK	LSD	MI	OBRB	PFBP	RDD	RFLUTE	RTK	RTK6	SCPDRW	TD	TKP	VR	VTK	WS	WTCD	WTKCUP
	•	•		•	•		•				•		•		•		

+Modifications with a plus sign (+) have exceptions. In the digital PDF, click on the code in the chart for details. See page E•1 for Modification Index.

Wall Microwave Open Shelf, 30″ or 33″ High, 18″ Deep, Specify Cut-out Size

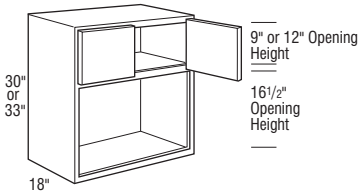

		C	D	F	H	I	J	K	L	M	O	P	Q
WMWOS243018S		2591	2417	2243	2143	2104	2048	2014	1989	1936	1919	1822	1792
WMWOS273018S		2675	2491	2307	2201	2160	2099	2063	2035	1978	1957	1852	1821
WMWOS303018S		2762	2572	2381	2265	2228	2162	2122	2098	2038	2017	1910	1877
WMWOS333018S		2845	2657	2468	2355	2314	2252	2214	2188	2130	2109	2003	1970
WMWOS363018S		3056	2832	2608	2490	2445	2377	2334	2299	2236	2213	2094	2055
WMWOS243318S		2806	2617	2429	2322	2278	2219	2180	2154	2099	2078	1973	1940
WMWOS273318S		2894	2692	2491	2379	2334	2262	2228	2196	2138	2111	1999	1966
WMWOS303318S		2979	2775	2572	2449	2406	2336	2294	2261	2201	2175	2065	2026
WMWOS333318S		3030	2828	2626	2509	2464	2397	2356	2328	2267	2244	2132	2098
WMWOS363318S		3201	2970	2740	2612	2565	2493	2449	2415	2345	2325	2199	2160

- For non-standard cut-outs, it is required to fill out the form located on MasterBrand Connect website.
- Matching Interior standard.
- Specify cut-out size or use standard cut-out.
- When Beaded Inset is ordered, the cabinet should be ordered to the appropriate width using the 1/4″ width modification instead of using the piece-in or cut-out applications.
- The maximum cut-out height varies depending on the cabinet.
- Ordering Maximum Width Cutout on cabinet will change end panel thickness from 1/2″ to 3/8″ for non-flush ends, and from 3/4″ to 1/2″ for flush ends.

	Standard Appliance Opening		Decreased Appliance Opening Width*		Increased Appliance Opening Width**		Appliance Opening Height***	
	Width (A)	Height (B)	Min. Width (A)	Max. Width (A)	Min. Width (A)	Max. Width (A)	Min. Height (B)	Max. Height (B)
WMWOS243018S	21″	16 1/2″	9″	20	21 1/16″	22 1/2″	14″	16 1/2″
WMWOS273018S	24″	16 1/2″	12″	23 1/2″	24 1/16″	25 1/2″	14″	16 1/2″
WMWOS303018S	27″	16 1/2″	15″	26 1/2″	27 1/16″	28 1/2″	14″	16 1/2″
WMWOS333018S	30″	16 1/2″	18″	29 1/2″	30 1/16″	31 1/2″	14″	16 1/2″
WMWOS363018S	33″	16 1/2″	21″	32 1/2″	33 1/16″	34 1/2″	14″	16 1/2″
WMWOS243318S	21″	16 1/2″	9″	20 1/2″	21 1/16″	22 1/2″	14″	19 1/2″
WMWOS273318S	24″	16 1/2″	12″	23 1/2″	24 1/16″	25 1/2″	14″	19 1/2″
WMWOS303318S	27″	16 1/2″	15″	26 1/2″	27 1/16″	28 1/2″	14″	19 1/2″
WMWOS333318S	30″	16 1/2″	18″	29 1/2″	30 1/16″	31 1/2″	14″	19 1/2″
WMWOS363318S	33″	16 1/2″	21″	32 1/2″	33 1/16″	34 1/2″	14″	19 1/2″

*Decreased Appliance Opening Width can vary in 1/16″ increments by piecing in frame material.

**Increased Appliance Opening Width can vary in 1/16″ increments by cutting out the frame stiles.

***Appliance Opening Height could have a variance of 1/16″. By changing openings, it may require the door/drawer openings to change.

Door & Drawer Modifications - See page E•4.

A	CG	CM	FH	GM	IBO	MFO	NBO	PEGS	PM	SDRWS	SM
•	•	+	•	+	•	•	•	•	+		+

End Panel Modifications - See page E•8.

BBS	DDE	F	FPE	IPE	RPE	SEBK	SED
+	•	•	•	+	+	•	•

Custom Modifications - See page E•12.

ADDTK	ADRW	AF	ART	AS	ATTTK	BBKI	CBO	CCO	CD	CFNTO	CFRMO	CH	CND	CSI	CW	DRWTK	EX	EXD	EXO	EXU	FLUTE
	•		•	•		•	•	•	+	•	•	+	•	•	+		•	•	•	•	•

FP	FTK	LSD	MI	OBRB	PFBP	RDD	RFLUTE	RTK	RTK6	SCPDRW	TD	TKP	VR	VTK	WS	WTCD	WTKCUP
	•	•		•	•		•				•		•		•		

+Modifications with a plus sign (+) have exceptions. In the digital PDF, click on the code in the chart for details. See page E•1 for Modification Index.

Wall Microwave Shelf, 36″ or 39″ High

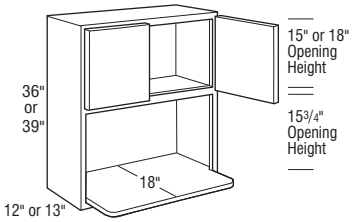

		C	D	F	H	I	J	K	L	M	O	P	Q
WMWS2436		3068	2864	2660	2539	2493	2427	2387	2358	2296	2274	2159	2122
WMWS2736		3138	2925	2713	2587	2542	2470	2424	2405	2336	2316	2194	2162
WMWS3036		3246	3021	2796	2662	2623	2542	2504	2470	2406	2381	2260	2231
WMWS3336		3398	3164	2930	2796	2750	2671	2625	2595	2519	2496	2365	2328
WMWS3636		3555	3308	3062	2916	2863	2783	2731	2700	2625	2598	2468	2428
WMWS2439		3335	3112	2890	2760	2710	2638	2595	2563	2495	2471	2346	2306
WMWS2739		3409	3177	2946	2808	2762	2680	2632	2605	2536	2513	2381	2344
WMWS3039		3526	3280	3035	2893	2846	2762	2718	2680	2607	2583	2455	2418
WMWS3339		3697	3440	3182	3035	2983	2900	2848	2816	2733	2710	2566	2528
WMWS3639		3870	3597	3325	3168	3111	3023	2968	2931	2848	2818	2679	2638

- For non-standard cut-outs, it is required to fill out the form located on MasterBrand Connect website.
- Matching Interior standard.
- Specify cut-out size or use standard cut-out.
- When Beaded Inset is ordered, the cabinet should be ordered to the appropriate width using the 1/4″ width modification instead of using the piece-in or cut-out applications.
- The maximum cut-out height varies depending on the cabinet.
- Shelf shipped unattached.
- Microwave shelf depth may be decreased; specify depth required.
- Microwave shelf solid wood.
- Non-Beaded and Beaded Inset are standard 13″ deep.

	Standard Appliance Opening		Decreased Appliance Opening Width*		Increased Appliance Opening Width**		Appliance Opening Height***	
	Width (A)	Height (B)	Min. Width (A)	Max. Width (A)	Min. Width (A)	Max. Width (A)	Min. Height (B)	Max. Height (B)
WMWS2436	21″	15 3/4″	9″	20 1/2″	21 1/16″	22″	14″	18 3/4″
WMWS2736	24″	15 3/4″	12″	23 1/2″	24 1/16″	25″	14″	18 3/4″
WMWS3036	27″	15 3/4″	15″	26 1/2″	27 1/16″	28″	14″	18 3/4″
WMWS3336	30″	15 3/4″	18″	29 1/2″	30 1/16″	31″	14″	18 3/4″
WMWS3636	33″	15 3/4″	21″	32 1/2″	33 1/16″	34″	14″	18 3/4″
WMWS2439	21″	15 3/4″	9″	20 1/2″	21 1/16″	22″	14″	18 3/4″
WMWS2739	24″	15 3/4″	12″	23 1/2″	24 1/16″	25″	14″	18 3/4″
WMWS3039	27″	15 3/4″	15″	26 1/2″	27 1/16″	28″	14″	18 3/4″
WMWS3339	30″	15 3/4″	18″	29 1/2″	30 1/16″	31″	14″	18 3/4″
WMWS3639	33″	15 3/4″	21″	32 1/2″	33 1/16″	34″	14″	18 3/4″

*Decreased Appliance Opening Width can vary in 1/16″ increments by piecing in frame material.

**Increased Appliance Opening Width can vary in 1/16″ increments by cutting out the frame stiles.

***Appliance Opening Height could have a variance of 1/16″. By changing openings, it may require the door/drawer openings to change.

Door & Drawer Modifications - See page E•4.

A	CG	CM	FH	GM	IBO	MFO	NBO	PEGS	PM	SDRWS	SM
•	•	•	•	+	•	•	•	•	•		•

End Panel Modifications - See page E•8.

BBS	DDE	F	FPE	IPE	RPE	SEBK	SED
•	•	•	•	•	•	•	•

Custom Modifications - See page E•12.

ADDTK	ADRW	AF	ART	AS	ATTTK	BBKI	CBO	CCO	CD	CFNTO	CFRMO	CH	CND	CS1	CW	DRWTK	EX	EXD	EXO	EXU	FLUTE
•	•		•	•		•	•	•	+	•	•	+	•	•	+		•	•	•	•	•

FP	FTK	LSD	MI	OBRB	PFBP	RDD	RFLUTE	RTK	RTK6	SCPDRW	TD	TKP	VR	VTK	WS	WTCD	WTKCUP
	•	•		•	•		•				•		•		•		

+Modifications with a plus sign (+) have exceptions. In the digital PDF, click on the code in the chart for details. See page E•1 for Modification Index.

Wall Microwave Open Shelf, 36″ or 39″ High, 18″ Deep, Specify Cut-out Size

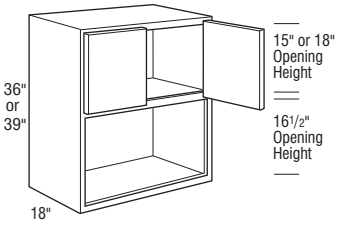

	C	D	F	H	I	J	K	L	M	O	P	Q
WMWOS243618S	2905	2712	2518	2404	2360	2298	2259	2232	2173	2152	2044	2010
WMWOS273618S	3017	2804	2592	2466	2420	2346	2302	2283	2213	2194	2072	2040
WMWOS303618S	3120	2897	2675	2541	2500	2420	2382	2346	2284	2258	2140	2107
WMWOS333618S	3275	3041	2807	2675	2626	2547	2503	2472	2396	2377	2243	2205
WMWOS363618S	3429	3185	2941	2792	2740	2660	2610	2577	2503	2475	2345	2307
WMWOS243918S	3168	2958	2747	2623	2575	2508	2466	2436	2372	2349	2230	2194
WMWOS273918S	3291	3056	2822	2687	2641	2558	2510	2483	2412	2391	2258	2222
WMWOS303918S	3400	3158	2916	2771	2724	2641	2597	2558	2485	2462	2332	2296
WMWOS333918S	3572	3316	3061	2916	2860	2779	2726	2696	2611	2588	2446	2407
WMWOS363918S	3746	3475	3204	3046	2990	2900	2847	2808	2726	2698	2557	2517

- For non-standard cut-outs, it is required to fill out the form located on MasterBrand Connect website.
- Matching Interior standard.
- Specify cut-out size or use standard cut-out.
- When Beaded Inset is ordered, the cabinet should be ordered to the appropriate width using the 1/4″ width modification instead of using the piece-in or cut-out applications.
- The maximum cut-out height varies depending on the cabinet.
- Ordering Maximum Width Cutout on cabinet will change end panel thickness from 1/2″ to 3/8″ for non-flush ends, and from 3/4″ to 1/2″ for flush ends.

	Standard Appliance Opening		Decreased Appliance Opening Width*		Increased Appliance Opening Width**		Appliance Opening Height***	
	Width (A)	Height (B)	Min. Width (A)	Max. Width (A)	Min. Width (A)	Max. Width (A)	Min. Height (B)	Max. Height (B)
WMWOS243618S	21″	16 1/2″	9″	20 1/2″	21 1/16″	22 1/2″	14″	19 1/2″
WMWOS273618S	24″	16 1/2″	12″	23 1/2″	24 1/16″	25 1/2″	14″	19 1/2″
WMWOS303618S	27″	16 1/2″	15″	26 1/2″	27 1/16″	28 1/2″	14″	19 1/2″
WMWOS333618S	30″	16 1/2″	18″	29 1/2″	30 1/16″	31 1/2″	14″	19 1/2″
WMWOS363618S	33″	16 1/2″	21″	32 1/2″	33 1/16″	34 1/2″	14″	19 1/2″
WMWOS243918S	21″	16 1/2″	9″	20 1/2″	21 1/16″	22 1/2″	14″	19 1/2″
WMWOS273918S	24″	16 1/2″	12″	23 1/2″	24 1/16″	25 1/2″	14″	19 1/2″
WMWOS303918S	27″	16 1/2″	15″	26 1/2″	27 1/16″	28 1/2″	14″	19 1/2″
WMWOS333918S	30″	16 1/2″	18″	29 1/2″	30 1/16″	31 1/2″	14″	19 1/2″
WMWOS363918S	33″	16 1/2″	21″	32 1/2″	33 1/16″	34 1/2″	14″	19 1/2″

*Decreased Appliance Opening Width can vary in 1/16″ increments by piecing in frame material.

**Increased Appliance Opening Width can vary in 1/16″ increments by cutting out the frame stiles.

***Appliance Opening Height could have a variance of 1/16″. By changing openings, it may require the door/drawer openings to change.

Door & Drawer Modifications - See page E•4.

A	CG	CM	FH	GM	IBO	MFO	NBO	PEGS	PM	SDRWS	SM
•	•	•	•	+	•	•	•	•	•		•

End Panel Modifications - See page E•8.

BBS	DDE	F	FPE	IPE	RPE	SEBK	SED
+	•	•	•	+	+	•	•

Custom Modifications - See page E•12.

ADDTK	ADRW	AF	ART	AS	ATTTK	BBKI	CBO	CCO	CD	CFNTO	CFRMO	CH	CND	CSI	CW	DRWTK	EX	EXD	EXO	EXU	FLUTE
	•		•	•		•	•	•	+	•	•	+	•	•	+		•	•	•	•	•

FP	FTK	LSD	MI	OBRB	PFBP	RDD	RFLUTE	RTK	RTK6	SCPDRW	TD	TKP	VR	VTK	WS	WTCD	WTKCUP
	•	•		•	•		•				•		•		•		

+Modifications with a plus sign (+) have exceptions. In the digital PDF, click on the code in the chart for details. See page E•1 for Modification Index.

Wall Microwave Shelf, 42″, 45″, or 48″ High

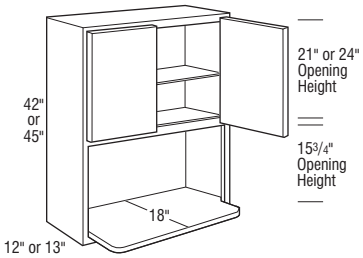

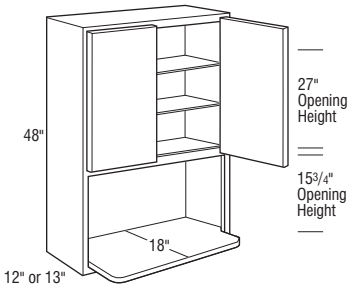

	C	D	F	H	I	J	K	L	M	O	P	Q
WMWS2442	3397	3170	2942	2810	2759	2687	2641	2608	2540	2516	2389	2350
WMWS2742	3552	3304	3056	2916	2863	2783	2733	2708	2625	2603	2462	2421
WMWS3042	3657	3404	3151	3004	2950	2863	2816	2779	2704	2675	2538	2496
WMWS3342	3708	3462	3216	3071	3016	2936	2886	2852	2776	2750	2611	2568
WMWS3642	3815	3560	3306	3157	3100	3018	2968	2932	2854	2827	2684	2639
WMWS2445	3620	3379	3138	2996	2941	2864	2816	2782	2709	2682	2546	2505
WMWS2745	3793	3527	3260	3112	3056	2968	2918	2887	2801	2776	2625	2583
WMWS3045	3904	3633	3362	3205	3151	3056	3005	2965	2885	2855	2708	2662
WMWS3345	3958	3695	3432	3277	3218	3133	3080	3042	2964	2934	2787	2741
WMWS3645	4072	3800	3528	3369	3308	3221	3167	3128	3046	3017	2865	2817
WMWS2448	3733	3484	3236	3090	3034	2953	2904	2868	2793	2765	2626	2583
WMWS2748	3894	3618	3341	3192	3140	3051	3004	2965	2874	2849	2684	2648
WMWS3048	4012	3730	3447	3292	3238	3138	3079	3040	2952	2924	2769	2722
WMWS3348	4041	3773	3506	3347	3286	3201	3146	3108	3026	2996	2846	2798
WMWS3648	4143	3867	3592	3431	3368	3278	3223	3184	3101	3071	2916	2868

- For non-standard cut-outs, it is required to fill out the form located on MasterBrand Connect website.
- Matching Interior standard.
- Specify cut-out size or use standard cut-out.
- When Beaded Inset is ordered, the cabinet should be ordered to the appropriate width using the 1/4″ width modification instead of using the piece-in or cut-out applications.
- The maximum cut-out height varies depending on the cabinet.
- Shelf shipped unattached.
- Microwave shelf depth may be decreased; specify depth required.
- Microwave shelf solid wood.
- Non-Beaded and Beaded Inset are standard 13″ deep.

	Standard Appliance Opening		Decreased Appliance Opening Width*		Increased Appliance Opening Width**		Appliance Opening Height***	
	Width (A)	Height (B)	Min. Width (A)	Max. Width (A)	Min. Width (A)	Max. Width (A)	Min. Height (B)	Max. Height (B)
WMWS2442	21″	15 3/4″	9″	20 1/2″	21 1/16″	22″	14″	18 3/4″
WMWS2742	24″	15 3/4″	12″	23 1/2″	24 1/16″	25″	14″	18 3/4″
WMWS3042	27″	15 3/4″	15″	26 1/2″	27 1/16″	28″	14″	18 3/4″
WMWS3342	30″	15 3/4″	18″	29 1/2″	30 1/16″	31″	14″	18 3/4″
WMWS3642	33″	15 3/4″	21″	32 1/2″	33 1/16″	34″	14″	18 3/4″
WMWS2445	21″	15 3/4″	9″	20 1/2″	21 1/16″	22″	14″	18 3/4″
WMWS2745	24″	15 3/4″	12″	23 1/2″	24 1/16″	25″	14″	18 3/4″
WMWS3045	27″	15 3/4″	15″	26 1/2″	27 1/16″	28″	14″	18 3/4″
WMWS3345	30″	15 3/4″	18″	29 1/2″	30 1/16″	31″	14″	18 3/4″
WMWS3645	33″	15 3/4″	21″	32 1/2″	33 1/16″	34″	14″	18 3/4″
WMWS2448	21″	15 3/4″	9″	20 1/2″	21 1/16″	22″	14″	18 3/4″
WMWS2748	24″	15 3/4″	12″	23 1/2″	24 1/16″	25″	14″	18 3/4″
WMWS3048	27″	15 3/4″	15″	26 1/2″	27 1/16″	28″	14″	18 3/4″
WMWS3348	30″	15 3/4″	18″	29 1/2″	30 1/16″	31″	14″	18 3/4″
WMWS3648	33″	15 3/4″	21″	32 1/2″	33 1/16″	34″	14″	18 3/4″

*Decreased Appliance Opening Width can vary in 1/16″ increments by piecing in frame material.

**Increased Appliance Opening Width can vary in 1/16″ increments by cutting out the frame stiles.

***Appliance Opening Height could have a variance of 1/16″. By changing openings, it may require the door/drawer openings to change.

Door & Drawer Modifications - See page E•4.

A	CG	CM	FH	GM	IBO	MFO	NBO	PEGS	PM	SDRWS	SM
•	•	•	•	+	•	•	•	•	•		•

End Panel Modifications - See page E•8.

BBS	DDE	F	FPE	IPE	RPE	SEBK	SED
•	•	•	•	•	•	•	•

Custom Modifications - See page E•12.

ADDTK	ADRW	AF	ART	AS	ATTTK	BBKI	CBO	CCO	CD	CFNTO	CFRMO	CH	CND	CS1	CW	DRWTK	EX	EXD	EXO	EXU	FLUTE
•	•		•	•		•	•	•	+	•	•	+	•	•	+		•	•	•	•	•

FP	FTK	LSD	MI	OBRB	PFBP	RDD	RFLUTE	RTK	RTK6	SCPDRW	TD	TKP	VR	VTK	WS	WTCD	WTKCUP
	•	•		•	•		•				•		•		•		

+Modifications with a plus sign (+) have exceptions. In the digital PDF, click on the code in the chart for details. See page E•1 for Modification Index.

Wall Microwave Open Shelf, 42″, 45″, or 48″ High, 18″ Deep, Specify Cut-out Size

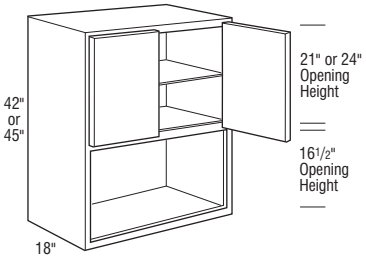

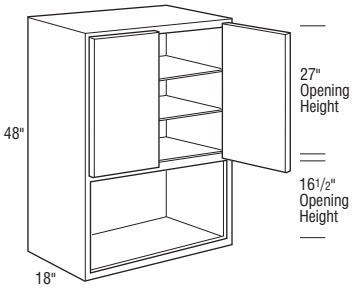

	C	D	F	H	I	J	K	L	M	O	P	Q
WMWOS244218S	3289	3070	2850	2723	2672	2603	2559	2528	2462	2438	2315	2277
WMWOS274218S	3426	3181	2936	2792	2740	2660	2611	2585	2503	2480	2341	2299
WMWOS304218S	3540	3284	3027	2883	2832	2740	2696	2656	2582	2552	2415	2377
WMWOS334218S	3549	3314	3079	2939	2886	2810	2762	2728	2658	2631	2499	2458
WMWOS364218S	3657	3414	3171	3028	2974	2895	2846	2811	2738	2712	2574	2532
WMWOS244518S	3520	3287	3054	2916	2863	2788	2741	2708	2635	2610	2479	2438
WMWOS274518S	3667	3403	3138	2992	2936	2847	2793	2764	2678	2653	2503	2462
WMWOS304518S	3786	3513	3241	3082	3027	2936	2885	2843	2762	2731	2585	2541
WMWOS334518S	3793	3543	3292	3142	3084	3003	2953	2918	2840	2812	2670	2626
WMWOS364518S	3904	3646	3387	3233	3175	3091	3039	3002	2924	2895	2750	2704
WMWOS244818S	3602	3362	3123	2983	2928	2850	2802	2769	2696	2669	2535	2493
WMWOS274818S	3769	3494	3220	3072	3021	2927	2883	2843	2755	2727	2564	2526
WMWOS304818S	3891	3609	3326	3166	3114	3018	2955	2920	2834	2803	2648	2600
WMWOS334818S	3880	3622	3364	3212	3155	3071	3020	2984	2904	2876	2731	2687
WMWOS364818S	3986	3721	3455	3300	3240	3154	3101	3063	2984	2953	2804	2759

- For non-standard cut-outs, it is required to fill out the form located on MasterBrand Connect website.
- Matching Interior standard.
- Specify cut-out size or use standard cut-out.
- When Beaded Inset is ordered, the cabinet should be ordered to the appropriate width using the 1/4″ width modification instead of using the piece-in or cut-out applications.
- The maximum cut-out height varies depending on the cabinet.
- Ordering Maximum Width Cutout on cabinet will change end panel thickness from 1/2″ to 3/8″ for non-flush ends, and from 3/4″ to 1/2″ for flush ends.

	Standard Appliance Opening		Decreased Appliance Opening Width*		Increased Appliance Opening Width**		Appliance Opening Height***	
	Width (A)	Height (B)	Min. Width (A)	Max. Width (A)	Min. Width (A)	Max. Width (A)	Min. Height (B)	Max. Height (B)
WMWOS244218S	21″	16 1/2″	9″	20 1/2″	21 1/16″	22 1/2″	14″	19 1/2″
WMWOS274218S	24″	16 1/2″	12″	23 1/2″	24 1/16″	25 1/2″	14″	19 1/2″
WMWOS304218S	27″	16 1/2″	15″	26 1/2″	27 1/16″	28 1/2″	14″	19 1/2″
WMWOS334218S	30″	16 1/2″	18″	29 1/2″	30 1/16″	31 1/2″	14″	19 1/2″
WMWOS364218S	33″	16 1/2″	21″	32 1/2″	33 1/16″	34 1/2″	14″	19 1/2″
WMWOS244518S	21″	16 1/2″	9″	20 1/2″	21 1/16″	22 1/2″	14″	19 1/2″
WMWOS274518S	24″	16 1/2″	12″	23 1/2″	24 1/16″	25 1/2″	14″	19 1/2″
WMWOS304518S	27″	16 1/2″	15″	26 1/2″	27 1/16″	28 1/2″	14″	19 1/2″
WMWOS334518S	30″	16 1/2″	18″	29 1/2″	30 1/16″	31 1/2″	14″	19 1/2″
WMWOS364518S	33″	16 1/2″	21″	32 1/2″	33 1/16″	34 1/2″	14″	19 1/2″
WMWOS244818S	21″	16 1/2″	9″	20 1/2″	21 1/16″	22 1/2″	14″	19 1/2″
WMWOS274818S	24″	16 1/2″	12″	23 1/2″	24 1/16″	25 1/2″	14″	19 1/2″
WMWOS304818S	27″	16 1/2″	15″	26 1/2″	27 1/16″	28 1/2″	14″	19 1/2″
WMWOS334818S	30″	16 1/2″	18″	29 1/2″	30 1/16″	31 1/2″	14″	19 1/2″
WMWOS364818S	33″	16 1/2″	21″	32 1/2″	33 1/16″	34 1/2″	14″	19 1/2″

*Decreased Appliance Opening Width can vary in 1/16″ increments by piecing in frame material.

**Increased Appliance Opening Width can vary in 1/16″ increments by cutting out the frame stiles.

***Appliance Opening Height could have a variance of 1/16″. By changing openings, it may require the door/drawer openings to change.

Door & Drawer Modifications - See page E•4.

A	CG	CM	FH	GM	IBO	MFO	NBO	PEGS	PM	SDRWS	SM
•	•	•	•	+	•	•	•	•	•		•

End Panel Modifications - See page E•8.

BBS	DDE	F	FPE	IPE	RPE	SEBK	SED
+	•	•	•	+	+	•	•

Custom Modifications - See page E•12.

ADDTK	ADRW	AF	ART	AS	ATTTK	BBKI	CBO	CCO	CD	CFNTO	CFRMO	CH	CND	CSI	CW	DRWTK	EX	EXD	EXO	EXU	FLUTE
	•		•	•		•	•	•	+	•	•	+	•	•	+		•	•	•	•	•

FP	FTK	LSD	MI	OBRB	PFBP	RDD	RFLUTE	RTK	RTK6	SCPDRW	TD	TKP	VR	VTK	WS	WTCD	WTKCUP
	•	•		•	•		•				•		•		•		

+Modifications with a plus sign (+) have exceptions. In the digital PDF, click on the code in the chart for details. See page E•1 for Modification Index.

Base Three Drawer with Warming Drawer

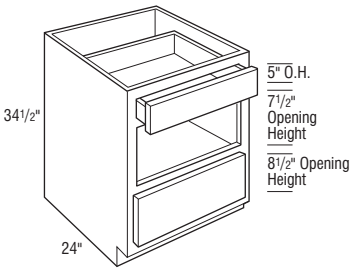

	C	D	F	H	I	J	K	L	M	O	P	Q
B3D24WD	2402	2214	2026	1908	1868	1810	1773	1754	1687	1671	1581	1550
B3D27WD	3031	2792	2554	2411	2362	2292	2241	2219	2130	2115	1992	1953
B3D30WD	3342	3079	2816	2656	2603	2521	2467	2433	2348	2324	2199	2155
B3D33WD	3414	3189	2964	2830	2779	2704	2659	2626	2558	2532	2405	2365
B3D36WD	3688	3443	3198	3054	2997	2919	2871	2835	2760	2733	2596	2552

- For non-standard cut-outs, it is required to fill out the form located on MasterBrand Connect website.
- When Beaded Inset is ordered, the cabinet should be ordered to the appropriate width using the 1/4" width modification instead of using the piece-in or cut-out applications.
- Ordering Maximum Width Cutout on cabinet will change end panel thickness from 1/2" to 3/8" for non-flush ends, and from 3/4" to 1/2" for flush ends.

	Standard Appliance Opening		Decreased Appliance Opening Width*		Increased Appliance Opening Width**		Appliance Opening Height***	
	Width (A)	Height (B)	Min. Width (A)	Max. Width (A)	Min. Width (A)	Max. Width (A)	Min. Height (B)	Max. Height (B)
B3D24WD	21"	7 1/2"	9"	20 1/2"	21 1/16"	22 1/2"	7 1/2"	10 1/2"
B3D27WD	24"	7 1/2"	12"	23 1/2"	24 1/16"	25 1/2"	7 1/2"	10 1/2"
B3D30WD	27"	7 1/2"	15"	26 1/2"	27 1/16"	28 1/2"	7 1/2"	10 1/2"
B3D33WD	30"	7 1/2"	18"	29 1/2"	30 1/16"	31 1/2"	7 1/2"	10 1/2"
B3D36WD	33"	7 1/2"	21"	32 1/2"	33 1/16"	34 1/2"	7 1/2"	10 1/2"

*Decreased Appliance Opening Width can vary in 1/16" increments by piecing in frame material.

**Increased Appliance Opening Width can vary in 1/16" increments by cutting out the frame stiles.

***Appliance Opening Height could have a variance of 1/16". By changing openings, it may require the door/drawer openings to change.

Door & Drawer Modifications - See page E•4.

A	CG	CM	FH	GM	IBO	MFO	NBO	PEGS	PM	SDRWS	SM
					•		•	•		•	

End Panel Modifications - See page E•8.

BBS	DDE	F	FPE	IPE	RPE	SEBK	SED
+	•	•	•	+	+	•	

Custom Modifications - See page E•12.

ADDTK	ADRW	AF	ART	AS	ATTTK	BBKI	CBO	CCO	CD	CFNTO	CFRMO	CH	CND	CS1	CW	DRWTK	EX	EXD	EXO	EXU	FLUTE
						•	•	•	+	•	•			+	•	•		•	•	•	

FP	FTK	LSD	MI	OBRB	PFBP	RDD	RFLUTE	RTK	RTK6	SCPDRW	TD	TKP	VR	VTK	WS	WTCD	WTKCUP
•	•	•	•	•		+	•	•		•		•	•	•	•	+	

+Modifications with a plus sign (+) have exceptions. In the digital PDF, click on the code in the chart for details. See page E•1 for Modification Index.

Base Microwave Shelf with Deep Drawer

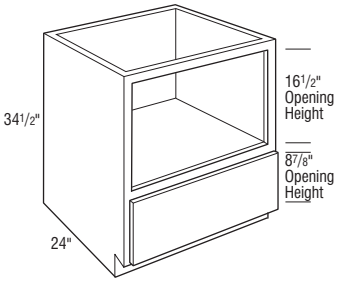

		C	D	F	H	I	J	K	L	M	O	P	Q
BMWS24DD		2896	2677	2457	2330	2270	2205	2160	2129	2053	2032	1911	1888
BMWS27DD		2966	2736	2507	2367	2320	2244	2199	2167	2098	2069	1957	1919
BMWS30DD		3031	2796	2560	2418	2370	2292	2244	2213	2140	2112	1996	1959
BMWS33DD		2909	2715	2521	2408	2363	2302	2262	2236	2176	2155	2047	2014
BMWS36DD		2966	2769	2572	2454	2411	2348	2307	2280	2220	2199	2087	2053

- For non-standard cut-outs, it is required to fill out the form located on MasterBrand Connect website.
- Matching Interior standard.
- If opening height increases, drawer opening decreases to 6 1/2" or 4 1/2".
- When Beaded Inset is ordered, the cabinet should be ordered to the appropriate width using the 1/4" width modification instead of using the piece-in or cut-out applications.
- Ordering Maximum Width Cutout on cabinet will change end panel thickness from 1/2" to 3/8" for non-flush ends, and from 3/4" to 1/2" for flush ends.

	Standard Appliance Opening		Decreased Appliance Opening Width*		Increased Appliance Opening Width**		Appliance Opening Height***	
	Width (A)	Height (B)	Min. Width (A)	Max. Width (A)	Min. Width (A)	Max. Width (A)	Min. Height (B)	Max. Height (B)
BMWS24DD	21"	16 1/2"	9"	20 1/2"	21 1/16"	22 1/2"	11 1/2"	21"
BMWS27DD	24"	16 1/2"	12"	23 1/2"	24 1/16"	25 1/2"	11 1/2"	21"
BMWS30DD	27"	16 1/2"	15"	26 1/2"	27 1/16"	28 1/2"	11 1/2"	21"
BMWS33DD	30"	16 1/2"	18"	29 1/2"	30 1/16"	31 1/2"	11 1/2"	21"
BMWS36DD	33"	16 1/2"	21"	32 1/2"	33 1/16"	34 1/2"	11 1/2"	21"

*Decreased Appliance Opening Width can vary in 1/16" increments by piecing in frame material.

** Increased Appliance Opening Width can vary in 1/16" increments by cutting out the frame stiles.

***Appliance Opening Height could have a variance of 1/16". By changing openings, it may require the door/drawer openings to change.

Door & Drawer Modifications - See page E•4.

A	CG	CM	FH	GM	IBO	MFO	NBO	PEGS	PM	SDRWS	SM
					•		•	•			

End Panel Modifications - See page E•8.

BBS	DDE	F	FPE	IPE	RPE	SEBK	SED
+	•	•	•	+	+	•	

Custom Modifications - See page E•12.

ADDTK	ADRW	AF	ART	AS	ATTTK	BBKI	CBO	CCO	CD	CFNTO	CFRMO	CH	CND	CS1	CW	DRWTK	EX	EXD	EXO	EXU	FLUTE
		•				•	•		+	•	•	+			+	•	•		•	•	•

FP	FTK	LSD	MI	OBRB	PFBP	RDD	RFLUTE	RTK	RTK6	SCPDRW	TD	TKP	VR	VTK	WS	WTCD	WTKCUP
	•	•		•		+	•	•				•		•	•		

+Modifications with a plus sign (+) have exceptions. In the digital PDF, click on the code in the chart for details. See page E•1 for Modification Index.

Base Oven Cut-out, Specify Cut-out Size

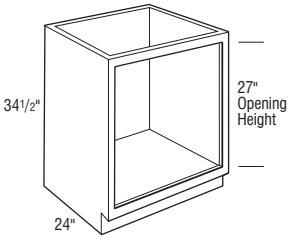

	C	D	F	H	I	J	K	L	M	O	P	Q
BOC27S	741	741	741	741	741	741	741	741	741	741	741	741
BOC30S	822	822	822	822	822	822	822	822	822	822	822	822
BOC33S	896	896	896	896	896	896	896	896	896	896	896	896
BOC36S	967	967	967	967	967	967	967	967	967	967	967	967

- For non-standard cut-outs, it is required to fill out the form located on MasterBrand Connect website.
- Includes floor under oven section.
- Specify cut-out size or use standard cut-out.
- When Beaded Inset is ordered, the cabinet should be ordered to the appropriate width using the 1/4" width modification instead of using the piece-in or cut-out applications.
- Ordering Maximum Width Cutout on cabinet will change end panel thickness from 1/2" to 3/8" for non-flush ends, and from 3/4" to 1/2" for flush ends.

	Standard Appliance Opening		Decreased Appliance Opening Width*		Increased Appliance Opening Width**		Appliance Opening Height***	
	Width (A)	Height (B)	Min. Width (A)	Max. Width (A)	Min. Width (A)	Max. Width (A)	Min. Height (B)	Max. Height**** (B)
BOC27S	24"	27"	12"	23 1/2"	24 1/16"	25 1/2"	22"	27 1/2"
BOC30S	27"	27"	15"	26 1/2"	27 1/16"	28 1/2"	22"	27 1/2"
BOC33S	30"	27"	18"	29 1/2"	30 1/16"	31 1/2"	22"	27 1/2"
BOC36S	33"	27"	21"	32 1/2"	33 1/16"	34 1/2"	22"	27 1/2"

*Decreased Appliance Opening Width can vary in 1/16" increments by piecing in frame material.

**Increased Appliance Opening Width can vary in 1/16" increments by cutting out the frame stiles.

***Appliance Opening Height could have a variance of 1/16". By changing openings, it may require the door/drawer openings to change.

****Top Frame cross rail can be removed during field installation if cabinet is properly installed between two adjacent cabinets, increasing the maximum height to 28 1/2".

Door & Drawer Modifications - See page E•4.

A	CG	CM	FH	GM	IBO	MFO	NBO	PEGS	PM	SDRWS	SM
					•		•				

End Panel Modifications - See page E•8.

BBS	DDE	F	FPE	IPE	RPE	SEBK	SED
+	•	•	•	+	+	•	

Custom Modifications - See page E•12.

ADDTK	ADRW	AF	ART	AS	ATTTK	BBKI	CBO	CCO	CD	CFNTO	CFRMO	CH	CND	CS1	CW	DRWTK	EX	EXD	EXO	EXU	FLUTE
						•			+			+			+	•	•		•	•	•

FP	FTK	LSD	MI	OBRB	PFBP	RDD	RFLUTE	RTK	RTK6	SCPDRW	TD	TKP	VR	VTK	WS	WTCD	WTKCUP
	•		•	•			•	•				•		•	•		

+Modifications with a plus sign (+) have exceptions. In the digital PDF, click on the code in the chart for details. See page E•1 for Modification Index.

Base Microwave, Specify Cut-out Size

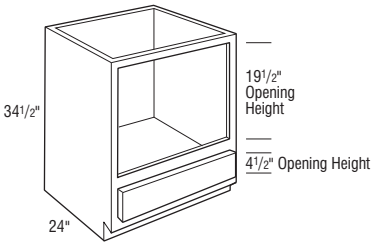

		C	D	F	H	I	J	K	L	M	O	P	Q
BMW27S		1782	1642	1502	1418	1390	1345	1317	1300	1257	1240	1173	1149
BMW30S		1883	1736	1589	1501	1468	1424	1394	1373	1328	1312	1240	1217
BMW33S		2010	1855	1699	1602	1571	1522	1490	1468	1420	1402	1326	1301
BMW36S		2014	1879	1745	1665	1637	1594	1566	1548	1506	1493	1417	1393

- For non-standard cut-outs, it is required to fill out the form located on MasterBrand Connect website.
- Includes floor between oven and drawer section.
- Maintain 3" rail above drawer for full overlay clearance.
- Specify cut-out size or use standard cut-out.
- When Beaded Inset is ordered, the cabinet should be ordered to the appropriate width using the 1/4" width modification instead of using the piece-in or cut-out applications.
- Ordering Maximum Width Cutout on cabinet will change end panel thickness from 1/2" to 3/8" for non-flush ends, and from 3/4" to 1/2" for flush ends.

	Standard Appliance Opening		Decreased Appliance Opening Width*		Increased Appliance Opening Width**		Appliance Opening Height***	
	Width (A)	Height (B)	Min. Width (A)	Max. Width (A)	Min. Width (A)	Max. Width (A)	Min. Height (B)	Max. Height (B)
BMW27S	24"	19 1/2"	12"	23 1/2"	24 1/16"	25 1/2"	16"	21"
BMW30S	27"	19 1/2"	15"	26 1/2"	27 1/16"	28 1/2"	16"	21"
BMW33S	30"	19 1/2"	18"	29 1/2"	30 1/16"	31 1/2"	16"	21"
BMW36S	33"	19 1/2"	21"	32 1/2"	33 1/16"	34 1/2"	16"	21"

*Decreased Appliance Opening Width can vary in 1/16" increments by piecing in frame material.

**Increased Appliance Opening Width can vary in 1/16" increments by cutting out the frame stiles.

***Appliance Opening Height could have a variance of 1/16". By changing openings, it may require the door/drawer openings to change.

Door & Drawer Modifications - See page E•4.

A	CG	CM	FH	GM	IBO	MFO	NBO	PEGS	PM	SDRWS	SM
					•		•	•			

End Panel Modifications - See page E•8.

BBS	DDE	F	FPE	IPE	RPE	SEBK	SED
+	•	•	•	+	+	•	

Custom Modifications - See page E•12.

ADDTK	ADRW	AF	ART	AS	ATTTK	BBKI	CBO	CCO	CD	CFNTO	CFRMO	CH	CND	CS1	CW	DRWTK	EX	EXD	EXO	EXU	FLUTE
		•				•	•	•	+	•	•	+			+	•	•		•	•	•

FP	FTK	LSD	MI	OBRB	PFBP	RDD	RFLUTE	RTK	RTK6	SCPDRW	TD	TKP	VR	VTK	WS	WTCD	WTKCUP
	•	•	•	•		+	•	•				•	•	•	•		

+Modifications with a plus sign (+) have exceptions. In the digital PDF, click on the code in the chart for details. See page E•1 for Modification Index.

Oven Cabinet Microwave, 84″ or 87″ High, Specify Cut-out Size

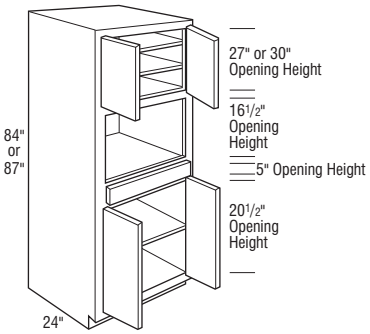

		C	D	F	H	I	J	K	L	M	O	P	Q
OCMW2784S		4334	4001	3667	3482	3415	3297	3229	3182	3079	3032	2858	2804
OCMW3084S		4698	4332	3966	3762	3688	3565	3498	3445	3326	3287	3088	3030
OCMW3384S		4980	4593	4207	3989	3909	3778	3711	3653	3527	3484	3273	3212
OCMW3684S		5332	4916	4499	4268	4182	4042	3969	3909	3773	3726	3502	3438
OCMW2787S		4745	4377	4008	3800	3730	3603	3529	3478	3362	3314	3123	3065
OCMW3087S		5092	4696	4301	4081	4001	3866	3795	3739	3610	3565	3350	3285
OCMW3387S		5400	4978	4557	4322	4237	4096	4023	3961	3825	3778	3550	3483
OCMW3687S		5742	5298	4853	4605	4514	4362	4282	4219	4073	4021	3779	3708

- For non-standard cut-outs, it is required to fill out the form located on MasterBrand Connect website.
- Specify cut-out size or use standard cut-out.
- When Beaded Inset is ordered, the cabinet should be ordered to the appropriate width using the 1/4″ width modification instead of using the piece-in or cut-out applications.
- Cabinet openings are subject to change based on the cut-out. Please review the acknowledged drawing.
- Ordering Maximum Width Cut-out on cabinet will change end panel thickness from 1/2″ to 3/8″ for non-flush ends, and from 3/4″ to 1/2″ for flush ends.

	Standard Appliance Opening		Decreased Appliance Opening Width*		Increased Appliance Opening Width**		Appliance Opening Height***	
	Width (A)	Height (B)	Min. Width (A)	Max. Width (A)	Min. Width (A)	Max. Width (A)	Min. Height (B)	Max. Height (B)
OCMW2784S	24″	16 1/2″	12″	23 1/2″	24 1/16″	25 1/2″	12″	23 1/2″
OCMW3084S	27″	16 1/2″	15″	26 1/2″	27 1/16″	28 1/2″	12″	23 1/2″
OCMW3384S	30″	16 1/2″	18″	29 1/2″	30 1/16″	31 1/2″	12″	23 1/2″
OCMW3684S	33″	16 1/2″	21″	32 1/2″	33 1/16″	34 1/2″	12″	23 1/2″
OCMW2787S	24″	16 1/2″	12″	23 1/2″	24 1/16″	25 1/2″	12″	23 1/2″
OCMW3087S	27″	16 1/2″	15″	26 1/2″	27 1/16″	28 1/2″	12″	23 1/2″
OCMW3387S	30″	16 1/2″	18″	29 1/2″	30 1/16″	31 1/2″	12″	23 1/2″
OCMW3687S	33″	16 1/2″	21″	32 1/2″	33 1/16″	34 1/2″	12″	23 1/2″

*Decreased Appliance Opening Width can vary in 1/16″ increments by piecing in frame material.

**Increased Appliance Opening Width can vary in 1/16″ increments by cutting out the frame stiles.

***Appliance Opening Height could have a variance of 1/16″. By changing openings, it may require the door/drawer openings to change.

Door & Drawer Modifications - See page E•4.

A	CG	CM	FH	GM	IBO	MFO	NBO	PEGS	PM	SDRWS	SM
	+	+	•	+	•	•	•	•	+		+

End Panel Modifications - See page E•8.

BBS	DDE	F	FPE	IPE	RPE	SEBK	SED
+	•	•	•	+	+	•	

Custom Modifications - See page E•12.

ADDTK	ADRW	AF	ART	AS	ATTTK	BBKI	CBO	CCO	CD	CFNTO	CFRMO	CH	CND	CS1	CW	DRWTK	EX	EXD	EXO	EXU	FLUTE
		•	•			•	•	•	+	•	•	+	•	•	+	•	•		•	•	•

FP	FTK	LSD	MI	OBRB	PFBP	RDD	RFLUTE	RTK	RTK6	SCPDRW	TD	TKP	VR	VTK	WS	WTCD	WTKCUP
	•	•	•	•			•	•			•	•	•	•	•		

+Modifications with a plus sign (+) have exceptions. In the digital PDF, click on the code in the chart for details. See page E•1 for Modification Index.

Oven Cabinet Microwave, 90″ or 93″ High, Specify Cut-out Size

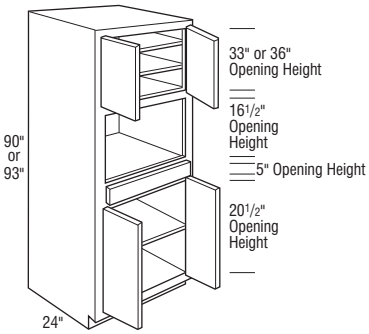

	C	D	F	H	I	J	K	L	M	O	P	Q
OCMW2790S	5156	4753	4350	4125	4041	3908	3829	3772	3644	3597	3390	3323
OCMW3090S	5484	5058	4632	4396	4311	4166	4090	4031	3889	3842	3610	3539
OCMW3390S	5812	5361	4911	4659	4567	4414	4333	4271	4123	4069	3825	3751
OCMW3690S	6162	5683	5204	4937	4843	4679	4594	4527	4368	4314	4056	3977
OCMW2793S	5295	4882	4469	4234	4153	4013	3948	3875	3746	3695	3482	3415
OCMW3093S	5681	5237	4794	4551	4460	4313	4227	4169	4024	3975	3736	3665
OCMW3393S	6020	5550	5079	4824	4730	4570	4483	4417	4265	4213	3958	3882
OCMW3693S	6386	5884	5383	5112	5012	4847	4749	4684	4521	4463	4196	4119

- For non-standard cut-outs, it is required to fill out the form located on MasterBrand Connect website.
- Specify cut-out size or use standard cut-out.
- When Beaded Inset is ordered, the cabinet should be ordered to the appropriate width using the 1/4″ width modification instead of using the piece-in or cut-out applications.
- Cabinet openings are subject to change based on the cut-out. Please review the acknowledged drawing.
- Ordering Maximum Width Cut-out on cabinet will change end panel thickness from 1/2″ to 3/8″ for non-flush ends, and from 3/4″ to 1/2″ for flush ends.

	Standard Appliance Opening		Decreased Appliance Opening Width*		Increased Appliance Opening Width**		Appliance Opening Height***	
	Width (A)	Height (B)	Min. Width (A)	Max. Width (A)	Min. Width (A)	Max. Width (A)	Min. Height (B)	Max. Height (B)
OCMW2790S	24″	16 1/2″	12″	23 1/2″	24 1/16″	25 1/2″	12″	23 1/2″
OCMW3090S	27″	16 1/2″	15″	26 1/2″	27 1/16″	28 1/2″	12″	23 1/2″
OCMW3390S	30″	16 1/2″	18″	29 1/2″	30 1/16″	31 1/2″	12″	23 1/2″
OCMW3690S	33″	16 1/2″	21″	32 1/2″	33 1/16″	34 1/2″	12″	23 1/2″
OCMW2793S	24″	16 1/2″	12″	23 1/2″	24 1/16″	25 1/2″	12″	23 1/2″
OCMW3093S	27″	16 1/2″	15″	26 1/2″	27 1/16″	28 1/2″	12″	23 1/2″
OCMW3393S	30″	16 1/2″	18″	29 1/2″	30 1/16″	31 1/2″	12″	23 1/2″
OCMW3693S	33″	16 1/2″	21″	32 1/2″	33 1/16″	34 1/2″	12″	23 1/2″

*Decreased Appliance Opening Width can vary in 1/16″ increments by piecing in frame material.

**Increased Appliance Opening Width can vary in 1/16″ increments by cutting out the frame stiles.

***Appliance Opening Height could have a variance of 1/16″. By changing openings, it may require the door/drawer openings to change.

Door & Drawer Modifications - See page E•4.

A	CG	CM	FH	GM	IBO	MFO	NBO	PEGS	PM	SDRWS	SM
	+	+	•	+	•	•	•	•	+		+

End Panel Modifications - See page E•8.

BBS	DDE	F	FPE	IPE	RPE	SEBK	SED
+	•	•	•	+	+	•	

Custom Modifications - See page E•12.

ADDTK	ADRW	AF	ART	AS	ATTTK	BBKI	CBO	CCO	CD	CFNTO	CFRMO	CH	CND	CSI	CW	DRWTK	EX	EXD	EXO	EXU	FLUTE
		•	•			•	•	•	+	•	•	+	•	•	+	•	•		•	•	•

FP	FTK	LSD	MI	OBRB	PFBP	RDD	RFLUTE	RTK	RTK6	SCPDRW	TD	TKP	VR	VTK	WS	WTCD	WTKCUP
	•	•	•	•			•	•			•	•	•	•	•		

+Modifications with a plus sign (+) have exceptions. In the digital PDF, click on the code in the chart for details. See page E•1 for Modification Index.

Oven Cabinet Microwave, 96″ High, Specify Cut-out Size

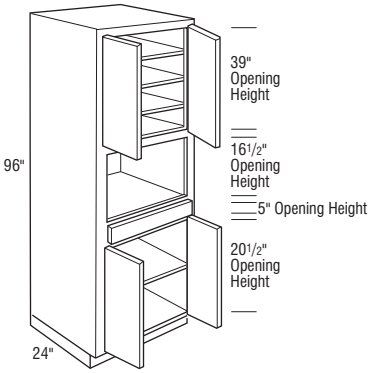

		C	D	F	H	I	J	K	L	M	O	P	Q
OCMW2796S		5429	5008	4586	4349	4264	4125	4061	3979	3848	3795	3572	3503
OCMW3096S		5877	5415	4954	4702	4611	4458	4367	4309	4160	4104	3862	3790
OCMW3396S		6232	5740	5248	4986	4888	4728	4629	4565	4407	4352	4092	4014
OCMW3696S		6598	6082	5565	5284	5179	5009	4906	4838	4675	4613	4340	4257

- For non-standard cut-outs, it is required to fill out the form located on MasterBrand Connect website.
- Specify cut-out size or use standard cut-out.
- When Beaded Inset is ordered, the cabinet should be ordered to the appropriate width using the 1/4″ width modification instead of using the piece-in or cut-out applications.
- Cabinet openings are subject to change based on the cut-out. Please review the acknowledged drawing.
- Ordering Maximum Width Cut-out on cabinet will change end panel thickness from 1/2″ to 3/8″ for non-flush ends, and from 3/4″ to 1/2″ for flush ends.

	Standard Appliance Opening		Decreased Appliance Opening Width*		Increased Appliance Opening Width**		Appliance Opening Height***	
	Width (A)	Height (B)	Min. Width (A)	Max. Width (A)	Min. Width (A)	Max. Width (A)	Min. Height (B)	Max. Height (B)
OCMW2796S	24″	16 1/2″	12″	23 1/2″	24 1/16″	25 1/2″	12″	23 1/2″
OCMW3096S	27″	16 1/2″	15″	26 1/2″	27 1/16″	28 1/2″	12″	23 1/2″
OCMW3396S	30″	16 1/2″	18″	29 1/2″	30 1/16″	31 1/2″	12″	23 1/2″
OCMW3696S	33″	16 1/2″	21″	32 1/2″	33 1/16″	34 1/2″	12″	23 1/2″

*Decreased Appliance Opening Width can vary in 1/16″ increments by piecing in frame material.

**Increased Appliance Opening Width can vary in 1/16″ increments by cutting out the frame stiles.

***Appliance Opening Height could have a variance of 1/16″. By changing openings, it may require the door/drawer openings to change.

Door & Drawer Modifications - See page E•4.

A	CG	CM	FH	GM	IBO	MFO	NBO	PEGS	PM	SDRWS	SM
	+	+	•	+	•	•	•	•	+		+

End Panel Modifications - See page E•8.

BBS	DDE	F	FPE	IPE	RPE	SEBK	SED
+	•	•	•	+	+	•	

Custom Modifications - See page E•12.

ADDTK	ADRW	AF	ART	AS	ATTTK	BBKI	CBO	CCO	CD	CFNTO	CFRMO	CH	CND	CSI	CW	DRWTK	EX	EXD	EXO	EXU	FLUTE
		•	•		•	•	•	•	+	•	•	+	•	•	+	+	•		•	+	•

FP	FTK	LSD	MI	OBRB	PFBP	RDD	RFLUTE	RTK	RTK6	SCPDRW	TD	TKP	VR	VTK	WS	WTCD	WTKCUP
	•	•	•	•			•	•			•		•	•	•		

+Modifications with a plus sign (+) have exceptions. In the digital PDF, click on the code in the chart for details. See page E•1 for Modification Index.

Oven Cabinet Microwave, 102″ or 108″ High, Specify Cut-out Size

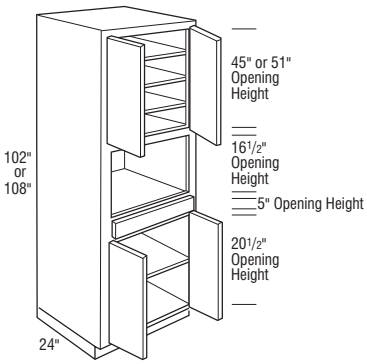

	C	D	F	H	I	J	K	L	M	O	P	Q
OCMW27102S	8708	8148	7588	7271	7158	6973	6888	6779	6605	6533	6236	6144
OCMW30102S	9306	8691	8076	7741	7620	7416	7295	7217	7019	6944	6623	6526
OCMW33102S	9780	9125	8469	8120	7989	7775	7644	7559	7348	7276	6929	6825
OCMW36102S	10267	9579	8892	8516	8376	8150	8012	7923	7706	7624	7260	7149
OCMW27108S	9668	9045	8422	8071	7945	7740	7645	7524	7330	7251	6922	6821
OCMW30108S	10330	9648	8966	8593	8458	8232	8098	8011	7791	7708	7351	7245
OCMW33108S	10855	10128	9401	9014	8867	8631	8485	8391	8157	8076	7692	7576
OCMW36108S	11397	10633	9869	9454	9298	9046	8894	8794	8553	8462	8057	7935

- For non-standard cut-outs, it is required to fill out the form located on MasterBrand Connect website.
- Specify cut-out size or use standard cut-out.
- When Beaded Inset is ordered, the cabinet should be ordered to the appropriate width using the 1/4″ width modification instead of using the piece-in or cut-out applications.
- Cabinet openings are subject to change based on the cut-out. Please review the acknowledged drawing.
- Finish Flushed Ends standard.

	Standard Appliance Opening		Decreased Appliance Opening Width*		Increased Appliance Opening Width**		Appliance Opening Height***	
	Width (A)	Height (B)	Min. Width (A)	Max. Width (A)	Min. Width (A)	Max. Width (A)	Min. Height (B)	Max. Height (B)
OCMW27102S	24″	16 1/2″	12″	23 1/2″	24 1/16″	25″	12″	23 1/2″
OCMW30102S	27″	16 1/2″	15″	26 1/2″	27 1/16″	28″	12″	23 1/2″
OCMW33102S	30″	16 1/2″	18″	29 1/2″	30 1/16″	31″	12″	23 1/2″
OCMW36102S	33″	16 1/2″	21″	32 1/2″	33 1/16″	34″	12″	23 1/2″
OCMW27108S	24″	16 1/2″	12″	23 1/2″	24 1/16″	25″	12″	23 1/2″
OCMW30108S	27″	16 1/2″	15″	26 1/2″	27 1/16″	28″	12″	23 1/2″
OCMW33108S	30″	16 1/2″	18″	29 1/2″	30 1/16″	31″	12″	23 1/2″
OCMW36108S	33″	16 1/2″	21″	32 1/2″	33 1/16″	34″	12″	23 1/2″

*Decreased Appliance Opening Width can vary in 1/16″ increments by piecing in frame material.

**Increased Appliance Opening Width can vary in 1/16″ increments by cutting out the frame stiles.

***Appliance Opening Height could have a variance of 1/16″. By changing openings, it may require the door/drawer openings to change.

Door & Drawer Modifications - See page E•4.

A	CG	CM	FH	GM	IBO	MFO	NBO	PEGS	PM	SDRWS	SM
	+	+	•	+	•	•	•	•	+		+

End Panel Modifications - See page E•8.

BBS	DDE	F	FPE	IPE	RPE	SEBK	SED
	•			+		+	

Custom Modifications - See page E•12.

ADDTK	ADRW	AF	ART	AS	ATTTK	BBKI	CBO	CCO	CD	CFNTO	CFRMO	CH	CND	CSI	CW	DRWTK	EX	EXD	EXO	EXU	FLUTE
		•	•		•		•	•	+	•	•	+	•	•	+	+	+		+	•	•

FP	FTK	LSD	MI	OBRB	PFBP	RDD	RFLUTE	RTK	RTK6	SCPDRW	TD	TKP	VR	VTK	WS	WTCD	WTKCUP
	•	•		•			•	•	+		+		•	•	•		

+Modifications with a plus sign (+) have exceptions. In the digital PDF, click on the code in the chart for details. See page E•1 for Modification Index.

Oven Cabinet Single with Microwave, 84″ or 87″ High, Specify Cut-out Size

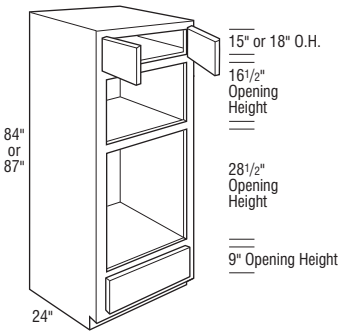

	C	D	F	H	I	J	K	L	M	O	P	Q
OCSMW2784S	3590	3307	3025	2882	2822	2729	2670	2634	2547	2512	2352	2309
OCSMW3084S	4283	3948	3613	3429	3362	3250	3183	3140	3032	2995	2813	2761
OCSMW3384S	4492	4140	3787	3597	3525	3406	3338	3295	3182	3139	2948	2894
OCSMW3684S	4941	4554	4166	3955	3875	3749	3672	3622	3498	3452	3245	3183
OCSMW2787S	3898	3591	3284	3127	3068	2965	2900	2862	2765	2728	2557	2510
OCSMW3087S	4646	4283	3920	3721	3649	3529	3454	3406	3295	3248	3055	2997
OCSMW3387S	4827	4446	4066	3864	3787	3664	3587	3538	3419	3372	3166	3108
OCSMW3687S	5310	4891	4472	4250	4166	4031	3948	3892	3761	3711	3484	3418

- For non-standard cut-outs, it is required to fill out the form located on MasterBrand Connect website.
- Specify cut-out size or use standard cut-out.
- When Beaded Inset is ordered, the cabinet should be ordered to the appropriate width using the 1/4″ width modification instead of using the piece-in or cut-out applications.
- Cabinet openings are subject to change based on the cut-out. Please review the acknowledged drawing.
- Ordering Maximum Width Cut-out on cabinet will change end panel thickness from 1/2″ to 3/8″ for non-flush ends, and from 3/4″ to 1/2″ for flush ends.
- Oven cabinets feature an open back in cut-out area designed to improve field appliance installation.

Microwave	Standard Appliance Opening		Decreased Appliance Opening Width*		Increased Appliance Opening Width**		Appliance Opening Height***	
	Width (A)	Height (B)	Min. Width (A)	Max. Width (A)	Min. Width (A)	Max. Width (A)	Min. Height (B)	Max. Height (B)
OCSMW2784S	24″	16 1/2″	12″	23 1/2″	24 1/16″	25 1/2″	12″	19 1/2″
OCSMW3084S	27″	16 1/2″	15″	26 1/2″	27 1/16″	28 1/2″	12″	19 1/2″
OCSMW3384S	30″	16 1/2″	18″	29 1/2″	30 1/16″	31 1/2″	12″	19 1/2″
OCSMW3684S	33″	16 1/2″	21″	32 1/2″	33 1/16″	34 1/2″	12″	19 1/2″
OCSMW2787S	24″	16 1/2″	12″	23 1/2″	24 1/16″	25 1/2″	12″	19 1/2″
OCSMW3087S	27″	16 1/2″	15″	26 1/2″	27 1/16″	28 1/2″	12″	19 1/2″
OCSMW3387S	30″	16 1/2″	18″	29 1/2″	30 1/16″	31 1/2″	12″	19 1/2″
OCSMW3687S	33″	16 1/2″	21″	32 1/2″	33 1/16″	34 1/2″	12″	19 1/2″

*Decreased Appliance Opening Width can vary in 1/16″ increments by piecing in frame material.

**Increased Appliance Opening Width can vary in 1/16″ increments by cutting out the frame stiles.

***Appliance Opening Height could have a variance of 1/16″. By changing openings, it may require the door/drawer openings to change.

Oven	Standard Appliance Opening		Decreased Appliance Opening Width*		Increased Appliance Opening Width**		Appliance Opening Height***	
	Width (A)	Height (B)	Min. Width (A)	Max. Width (A)	Min. Width (A)	Max. Width (A)	Min. Height (B)	Max. Height (B)
OCSMW2784S	24″	28 1/2″	12″	23 1/2″	24 1/16″	25 1/2″	25 1/2″	32 1/2″
OCSMW3084S	27″	28 1/2″	15″	26 1/2″	27 1/16″	28 1/2″	25 1/2″	32 1/2″
OCSMW3384S	30″	28 1/2″	18″	29 1/2″	30 1/16″	31 1/2″	25 1/2″	32 1/2″
OCSMW3684S	33″	28 1/2″	21″	32 1/2″	33 1/16″	34 1/2″	25 1/2″	32 1/2″
OCSMW2787S	24″	28 1/2″	12″	23 1/2″	24 1/16″	25 1/2″	25 1/2″	32 1/2″
OCSMW3087S	27″	28 1/2″	15″	26 1/2″	27 1/16″	28 1/2″	25 1/2″	32 1/2″
OCSMW3387S	30″	28 1/2″	18″	29 1/2″	30 1/16″	31 1/2″	25 1/2″	32 1/2″
OCSMW3687S	33″	28 1/2″	21″	32 1/2″	33 1/16″	34 1/2″	25 1/2″	32 1/2″

Door & Drawer Modifications - See page E•4.

A	CG	CM	FH	GM	IBO	MFO	NBO	PEGS	PM	SDRWS	SM
	•	•	•	•	•	•	•	•	•		•

End Panel Modifications - See page E•8.

BBS	DDE	F	FPE	IPE	RPE	SEBK	SED
+	•	•	•	+	+	•	

Custom Modifications - See page E•12.

ADDTK	ADRW	AF	ART	AS	ATTTK	BBKI	CBO	CCO	CD	CFNTO	CFRMO	CH	CND	CSI	CW	DRWTK	EX	EXD	EXO	EXU	FLUTE
		•	•			•	•	•	+	•	•	+	•	•	+	•	•		•	•	•

FP	FTK	LSD	MI	OBRB	PFBP	RDD	RFLUTE	RTK	RTK6	SCPDRW	TD	TKP	VR	VTK	WS	WTCD	WTKCUP
	•	•	•	•			•	•			•	•	•	•	•		

+Modifications with a plus sign (+) have exceptions. In the digital PDF, click on the code in the chart for details. See page E•1 for Modification Index.

Oven Cabinet Single with Microwave, 90″ or 93″ High, Specify Cut-out Size

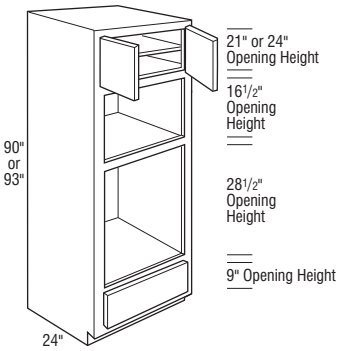

	C	D	F	H	I	J	K	L	M	O	P	Q
OCSMW2790S	4202	3873	3544	3372	3308	3198	3133	3088	2983	2946	2761	2710
OCSMW3090S	5016	4621	4226	4012	3933	3805	3723	3672	3552	3502	3296	3238
OCSMW3390S	5159	4751	4343	4129	4048	3918	3837	3783	3658	3606	3386	3320
OCSMW3690S	5677	5226	4775	4538	4453	4310	4220	4160	4023	3966	3722	3653
OCSMW2793S	4350	4007	3665	3485	3417	3304	3238	3189	3082	3041	2855	2803
OCSMW3093S	5186	4778	4370	4148	4068	3935	3851	3797	3672	3620	3404	3341
OCSMW3393S	5388	4960	4533	4313	4226	4089	4003	3947	3817	3761	3531	3464
OCSMW3693S	5925	5456	4986	4743	4649	4496	4403	4341	4197	4138	3884	3812

- For non-standard cut-outs, it is required to fill out the form located on MasterBrand Connect website.
- Specify cut-out size or use standard cut-out.
- When Beaded Inset is ordered, the cabinet should be ordered to the appropriate width using the 1/4″ width modification instead of using the piece-in or cut-out applications.
- Cabinet openings are subject to change based on the cut-out. Please review the acknowledged drawing.
- Ordering Maximum Width Cut-out on cabinet will change end panel thickness from 1/2″ to 3/8″ for non-flush ends, and from 3/4″ to 1/2″ for flush ends.
- Oven cabinets feature an open back in cut-out area designed to improve field appliance installation.

Microwave	Standard Appliance Opening		Decreased Appliance Opening Width*		Increased Appliance Opening Width**		Appliance Opening Height***	
	Width (A)	Height (B)	Min. Width (A)	Max. Width (A)	Min. Width (A)	Max. Width (A)	Min. Height (B)	Max. Height (B)
OCSMW2790S	24″	16 1/2″	12″	23 1/2″	24 1/16″	25 1/2″	12″	19 1/2″
OCSMW3090S	27″	16 1/2″	15″	26 1/2″	27 1/16″	28 1/2″	12″	19 1/2″
OCSMW3390S	30″	16 1/2″	18″	29 1/2″	30 1/16″	31 1/2″	12″	19 1/2″
OCSMW3690S	33″	16 1/2″	21″	32 1/2″	33 1/16″	34 1/2″	12″	19 1/2″
OCSMW2793S	24″	16 1/2″	12″	23 1/2″	24 1/16″	25 1/2″	12″	19 1/2″
OCSMW3093S	27″	16 1/2″	15″	26 1/2″	27 1/16″	28 1/2″	12″	19 1/2″
OCSMW3393S	30″	16 1/2″	18″	29 1/2″	30 1/16″	31 1/2″	12″	19 1/2″
OCSMW3693S	33″	16 1/2″	21″	32 1/2″	33 1/16″	34 1/2″	12″	19 1/2″

*Decreased Appliance Opening Width can vary in 1/16″ increments by piecing in frame material.

**Increased Appliance Opening Width can vary in 1/16″ increments by cutting out the frame stiles.

***Appliance Opening Height could have a variance of 1/16″. By changing openings, it may require the door/drawer openings to change.

Oven	Standard Appliance Opening		Decreased Appliance Opening Width*		Increased Appliance Opening Width**		Appliance Opening Height***	
	Width (A)	Height (B)	Min. Width (A)	Max. Width (A)	Min. Width (A)	Max. Width (A)	Min. Height (B)	Max. Height (B)
OCSMW2790S	24″	28 1/2″	12″	23 1/2″	24 1/16″	25 1/2″	25 1/2″	32 1/2″
OCSMW3090S	27″	28 1/2″	15″	26 1/2″	27 1/16″	28 1/2″	25 1/2″	32 1/2″
OCSMW3390S	30″	28 1/2″	18″	29 1/2″	30 1/16″	31 1/2″	25 1/2″	32 1/2″
OCSMW3690S	33″	28 1/2″	21″	32 1/2″	33 1/16″	34 1/2″	25 1/2″	32 1/2″
OCSMW2793S	24″	28 1/2″	12″	23 1/2″	24 1/16″	25 1/2″	25 1/2″	32 1/2″
OCSMW3093S	27″	28 1/2″	15″	26 1/2″	27 1/16″	28 1/2″	25 1/2″	32 1/2″
OCSMW3393S	30″	28 1/2″	18″	29 1/2″	30 1/16″	31 1/2″	25 1/2″	32 1/2″
OCSMW3693S	33″	28 1/2″	21″	32 1/2″	33 1/16″	34 1/2″	25 1/2″	32 1/2″

Door & Drawer Modifications - See page E•4.

A	CG	CM	FH	GM	IBO	MFO	NBO	PEGS	PM	SDRWS	SM
	•	•	•	•	•	•	•	•	•		•

End Panel Modifications - See page E•8.

BBS	DDE	F	FPE	IPE	RPE	SEBK	SED
+	•	•	•	+	+	•	

Custom Modifications - See page E•12.

ADDTK	ADRW	AF	ART	AS	ATTTK	BBKI	CBO	CCO	CD	CFNTO	CFRMO	CH	CND	CSI	CW	DRWTK	EX	EXD	EXO	EXU	FLUTE
		•	•			•	•	•	+	•	•	+	•	•	+	•	•		•	•	•

FP	FTK	LSD	MI	OBRB	PFBP	RDD	RFLUTE	RTK	RTK6	SCPDRW	TD	TKP	VR	VTK	WS	WTCD	WTKCUP
	•	•	•	•			•	•			•	•	•	•	•		

+Modifications with a plus sign (+) have exceptions. In the digital PDF, click on the code in the chart for details. See page E•1 for Modification Index.

Oven Cabinet Single with Microwave, 96″ High, Specify Cut-out Size

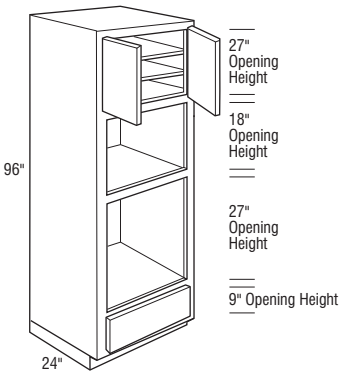

		C	D	F	H	I	J	K	L	M	O	P	Q
OCSMW2796S		4492	4140	3787	3597	3525	3406	3338	3295	3182	3139	2948	2894
OCSMW3096S		5354	4934	4514	4283	4200	4061	3979	3922	3791	3739	3518	3451
OCSMW3396S		5607	5164	4722	4493	4404	4257	4170	4105	3975	3919	3680	3610
OCSMW3696S		6170	5682	5193	4944	4847	4682	4588	4519	4372	4311	4048	3969

- For non-standard cut-outs, it is required to fill out the form located on MasterBrand Connect website.
- Specify cut-out size or use standard cut-out.
- When Beaded Inset is ordered, the cabinet should be ordered to the appropriate width using the 1/4″ width modification instead of using the piece-in or cut-out applications.
- Cabinet openings are subject to change based on the cut-out. Please review the acknowledged drawing.
- Ordering Maximum Width Cut-out on cabinet will change end panel thickness from 1/2″ to 3/8″ for non-flush ends, and from 3/4″ to 1/2″ for flush ends.
- Oven cabinets feature an open back in cut-out area designed to improve field appliance installation.

Microwave	Standard Appliance Opening		Decreased Appliance Opening Width*		Increased Appliance Opening Width**		Appliance Opening Height***	
	Width (A)	Height (B)	Min. Width (A)	Max. Width (A)	Min. Width (A)	Max. Width (A)	Min. Height (B)	Max. Height (B)
OCSMW2796S	24″	18″	12″	23 1/2″	24 1/16″	25 1/2″	12″	19 1/2″
OCSMW3096S	27″	18″	15″	26 1/2″	27 1/16″	28 1/2″	12″	19 1/2″
OCSMW3396S	30″	18″	18″	29 1/2″	30 1/16″	31 1/2″	12″	19 1/2″
OCSMW3696S	33″	18″	21″	32 1/2″	33 1/16″	34 1/2″	12″	19 1/2″

Oven	Standard Appliance Opening		Decreased Appliance Opening Width*		Increased Appliance Opening Width**		Appliance Opening Height***	
	Width (A)	Height (B)	Min. Width (A)	Max. Width (A)	Min. Width (A)	Max. Width (A)	Min. Height (B)	Max. Height (B)
OCSMW2796S	24″	27″	12″	23 1/2″	24 1/16″	25 1/2″	25 1/2″	32 1/2″
OCSMW3096S	27″	27″	15″	26 1/2″	27 1/16″	28 1/2″	25 1/2″	32 1/2″
OCSMW3396S	30″	27″	18″	29 1/2″	30 1/16″	31 1/2″	25 1/2″	32 1/2″
OCSMW3696S	33″	27″	21″	32 1/2″	33 1/16″	34 1/2″	25 1/2″	32 1/2″

*Decreased Appliance Opening Width can vary in 1/16″ increments by piecing in frame material.

**Increased Appliance Opening Width can vary in 1/16″ increments by cutting out the frame stiles.

***Appliance Opening Height could have a variance of 1/16″. By changing openings, it may require the door/drawer openings to change.

Door & Drawer Modifications - See page E•4.

A	CG	CM	FH	GM	IBO	MFO	NBO	PEGS	PM	SDRWS	SM
	•	•	•	•	•	•	•	•	•		•

End Panel Modifications - See page E•8.

BBS	DDE	F	FPE	IPE	RPE	SEBK	SED
+	•	•	•	+	+	•	

Custom Modifications - See page E•12.

ADDTK	ADRW	AF	ART	AS	ATTTK	BBKI	CBO	CCO	CD	CFNTO	CFRMO	CH	CND	CS1	CW	DRWTK	EX	EXD	EXO	EXU	FLUTE
		•	•		•	•	•	•	+	•	•	+	•	•	+	+	•		•	+	•

FP	FTK	LSD	MI	OBRB	PFBP	RDD	RFLUTE	RTK	RTK6	SCPDRW	TD	TKP	VR	VTK	WS	WTCD	WTKCUP
	•	•	•	•			•	•			•		•	•	•		

+Modifications with a plus sign (+) have exceptions. In the digital PDF, click on the code in the chart for details. See page E•1 for Modification Index.

Oven Cabinet Single with Microwave, 102″ High, Specify Cut-out Size

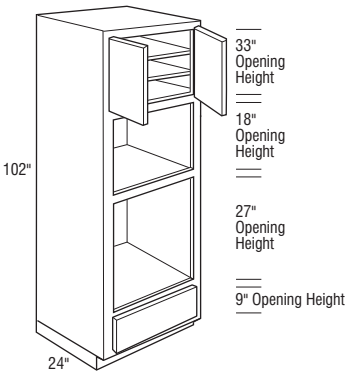

	C	D	F	H	I	J	K	L	M	O	P	Q
OCSMW27102S	7463	6992	6522	6270	6173	6016	5924	5868	5716	5660	5405	5333
OCSMW30102S	8608	8049	7491	7184	7073	6888	6779	6703	6528	6458	6164	6075
OCSMW33102S	8947	8357	7768	7464	7344	7149	7032	6946	6773	6699	6381	6287
OCSMW36102S	9697	9046	8396	8063	7935	7715	7589	7498	7302	7221	6870	6766

- For non-standard cut-outs, it is required to fill out the form located on MasterBrand Connect website.
- Specify cut-out size or use standard cut-out.
- When Beaded Inset is ordered, the cabinet should be ordered to the appropriate width using the 1/4″ width modification instead of using the piece-in or cut-out applications.
- Cabinet openings are subject to change based on the cut-out. Please review the acknowledged drawing.
- Finish Flushed Ends standard.
- Oven cabinets feature an open back in cut-out area designed to improve field appliance installation.

Microwave	Standard Appliance Opening		Decreased Appliance Opening Width*		Increased Appliance Opening Width**		Appliance Opening Height***	
	Width (A)	Height (B)	Min. Width (A)	Max. Width (A)	Min. Width (A)	Max. Width (A)	Min. Height (B)	Max. Height (B)
OCSMW27102S	24″	18″	12″	23 1/2″	24 1/16″	25″	12″	19 1/2″
OCSMW30102S	27″	18″	15″	26 1/2″	27 1/16″	28″	12″	19 1/2″
OCSMW33102S	30″	18″	18″	29 1/2″	30 1/16″	31″	12″	19 1/2″
OCSMW36102S	33″	18″	21″	32 1/2″	33 1/16″	34″	12″	19 1/2″

Oven	Standard Appliance Opening		Decreased Appliance Opening Width*		Increased Appliance Opening Width**		Appliance Opening Height***	
	Width (A)	Height (B)	Min. Width (A)	Max. Width (A)	Min. Width (A)	Max. Width (A)	Min. Height (B)	Max. Height (B)
OCSMW27102S	24″	27″	12″	23 1/2″	24 1/16″	25″	25 1/2″	32 1/2″
OCSMW30102S	27″	27″	15″	26 1/2″	27 1/16″	28″	25 1/2″	32 1/2″
OCSMW33102S	30″	27″	18″	29 1/2″	30 1/16″	31″	25 1/2″	32 1/2″
OCSMW36102S	33″	27″	21″	32 1/2″	33 1/16″	34″	25 1/2″	32 1/2″

*Decreased Appliance Opening Width can vary in 1/16″ increments by piecing in frame material.

**Increased Appliance Opening Width can vary in 1/16″ increments by cutting out the frame stiles.

***Appliance Opening Height could have a variance of 1/16″. By changing openings, it may require the door/drawer openings to change.

Door & Drawer Modifications - See page E•4.

A	CG	CM	FH	GM	IBO	MFO	NBO	PEGS	PM	SDRWS	SM
	•	•	•	•	•	•	•	•	•		•

End Panel Modifications - See page E•8.

BBS	DDE	F	FPE	IPE	RPE	SEBK	SED
	•			+		+	

Custom Modifications - See page E•12.

ADDTK	ADRW	AF	ART	AS	ATTTK	BBKI	CBO	CCO	CD	CFNTO	CFRMO	CH	CND	CSI	CW	DRWTK	EX	EXD	EXO	EXU	FLUTE
		•	•		•		•	•	+	•	•	+	•	•	+	+	+		+	•	•

FP	FTK	LSD	MI	OBRB	PFBP	RDD	RFLUTE	RTK	RTK6	SCPDRW	TD	TKP	VR	VTK	WS	WTCD	WTKCUP
	•	•		•			•	•	+		•		•	•	•		

+Modifications with a plus sign (+) have exceptions. In the digital PDF, click on the code in the chart for details. See page E•1 for Modification Index.

Oven Cabinet Single with Microwave, 108″ High, Specify Cut-out Size

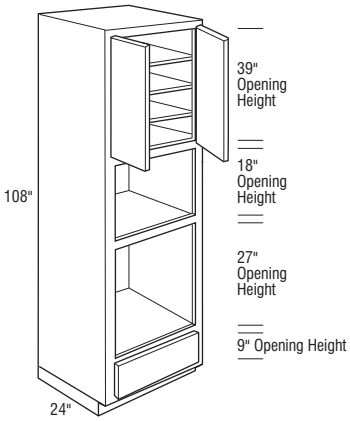

		C	D	F	H	I	J	K	L	M	O	P	Q
OCSMW27108S		8284	7762	7240	6960	6852	6676	6576	6513	6346	6282	6000	5920
OCSMW30108S		9556	8935	8315	7973	7851	7645	7524	7440	7246	7168	6842	6744
OCSMW33108S		9931	9277	8623	8285	8152	7935	7806	7710	7517	7436	7083	6978
OCSMW36108S		10764	10042	9320	8950	8808	8562	8424	8323	8105	8015	7626	7510

- For non-standard cut-outs, it is required to fill out the form located on MasterBrand Connect website.
- Specify cut-out size or use standard cut-out.
- When Beaded Inset is ordered, the cabinet should be ordered to the appropriate width using the 1/4″ width modification instead of using the piece-in or cut-out applications.
- Cabinet openings are subject to change based on the cut-out. Please review the acknowledged drawing.
- Finish Flushed Ends standard.
- Oven cabinets feature an open back in cut-out area designed to improve field appliance installation.

Microwave	Standard Appliance Opening		Decreased Appliance Opening Width*		Increased Appliance Opening Width**		Appliance Opening Height***	
	Width (A)	Height (B)	Min. Width (A)	Max. Width (A)	Min. Width (A)	Max. Width (A)	Min. Height (B)	Max. Height (B)
OCSMW27108S	24″	18″	12″	23 1/2″	24 1/16″	25″	12″	19 1/2″
OCSMW30108S	27″	18″	15″	26 1/2″	27 1/16″	28″	12″	19 1/2″
OCSMW33108S	30″	18″	18″	29 1/2″	30 1/16″	31″	12″	19 1/2″
OCSMW36108S	33″	18″	21″	32 1/2″	33 1/16″	34″	12″	19 1/2″

Oven	Standard Appliance Opening		Decreased Appliance Opening Width*		Increased Appliance Opening Width**		Appliance Opening Height***	
	Width (A)	Height (B)	Min. Width (A)	Max. Width (A)	Min. Width (A)	Max. Width (A)	Min. Height (B)	Max. Height (B)
OCSMW27108S	24″	27″	12″	23 1/2″	24 1/16″	25″	25 1/2″	32 1/2″
OCSMW30108S	27″	27″	15″	26 1/2″	27 1/16″	28″	25 1/2″	32 1/2″
OCSMW33108S	30″	27″	18″	29 1/2″	30 1/16″	31″	25 1/2″	32 1/2″
OCSMW36108S	33″	27″	21″	32 1/2″	33 1/16″	34″	25 1/2″	32 1/2″

*Decreased Appliance Opening Width can vary in 1/16″ increments by piecing in frame material.

**Increased Appliance Opening Width can vary in 1/16″ increments by cutting out the frame stiles.

***Appliance Opening Height could have a variance of 1/16″. By changing openings, it may require the door/drawer openings to change.

Door & Drawer Modifications - See page E•4.

A	CG	CM	FH	GM	IBO	MFO	NBO	PEGS	PM	SDRWS	SM
	•	•	•	•	•	•	•	•	•		•

End Panel Modifications - See page E•8.

BBS	DDE	F	FPE	IPE	RPE	SEBK	SED
	•			+		+	

Custom Modifications - See page E•12.

ADDTK	ADRW	AF	ART	AS	ATTTK	BBKI	CBO	CCO	CD	CFNTO	CFRMO	CH	CND	CS1	CW	DRWTK	EX	EXD	EXO	EXU	FLUTE
		•	•		•		•	•	+	•	•	+	•	•	+	+	+		+	•	•

FP	FTK	LSD	MI	OBRB	PFBP	RDD	RFLUTE	RTK	RTK6	SCPDRW	TD	TKP	VR	VTK	WS	WTCD	WTKCUP
	•	•		•			•	•	+		•		•	•	•		

+Modifications with a plus sign (+) have exceptions. In the digital PDF, click on the code in the chart for details. See page E•1 for Modification Index.

Oven Cabinet Single with Three Drawers, 84″ or 87″ High, Specify Cut-out Size

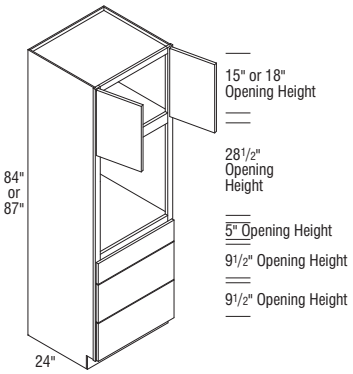

		C	D	F	H	I	J	K	L	M	O	P	Q
OCS3D2784S		4219	3886	3554	3337	3270	3161	3104	3056	2949	2916	2765	2714
OCS3D3084S		4560	4204	3849	3654	3581	3465	3395	3342	3233	3195	2995	2939
OCS3D3384S		5125	4769	4414	4024	3945	3849	3839	3813	3594	3638	3443	3267
OCS3D3684S		5639	5246	4854	4426	4339	4233	4224	4192	3954	4004	3788	3594
OCS3D2787S		4372	4059	3748	3452	3385	3271	3212	3180	3053	3036	2918	2875
OCS3D3087S		4756	4384	4013	3801	3730	3604	3531	3482	3366	3321	3124	3065
OCS3D3387S		5288	4899	4509	4175	4092	3972	3927	3882	3710	3703	3514	3391
OCS3D3687S		5814	5387	4961	4591	4500	4371	4319	4267	4083	4073	3866	3732

- For non-standard cut-outs, it is required to fill out the form located on MasterBrand Connect website.
- Specify cut-out size or use standard cut-out.
- When Beaded Inset is ordered, the cabinet should be ordered to the appropriate width using the 1/4″ width modification instead of using the piece-in or cut-out applications.
- Cabinet openings are subject to change based on the cut-out. Please review the acknowledged drawing.
- Ordering Maximum Width Cut-out on cabinet will change end panel thickness from 1/2″ to 3/8″ for non-flush ends, and from 3/4″ to 1/2″ for flush ends.

	Standard Appliance Opening		Decreased Appliance Opening Width*		Increased Appliance Opening Width**		Appliance Opening Height***	
	Width (A)	Height (B)	Min. Width (A)	Max. Width (A)	Min. Width (A)	Max. Width (A)	Min. Height (B)	Max. Height (B)
OCS3D2784S	24″	28 1/2″	12″	23 1/2″	24 1/16″	25 1/2″	27″	32 1/2″
OCS3D3084S	27″	28 1/2″	15″	26 1/2″	27 1/16″	28 1/2″	27″	32 1/2″
OCS3D3384S	30″	28 1/2″	18″	29 1/2″	30 1/16″	31 1/2″	27″	32 1/2″
OCS3D3684S	33″	28 1/2″	21″	32 1/2″	33 1/16″	34 1/2″	27″	32 1/2″
OCS3D2787S	24″	28 1/2″	12″	23 1/2″	24 1/16″	25 1/2″	27″	32 1/2″
OCS3D3087S	27″	28 1/2″	15″	26 1/2″	27 1/16″	28 1/2″	27″	32 1/2″
OCS3D3387S	30″	28 1/2″	18″	29 1/2″	30 1/16″	31 1/2″	27″	32 1/2″
OCS3D3687S	33″	28 1/2″	21″	32 1/2″	33 1/16″	34 1/2″	27″	32 1/2″

*Decreased Appliance Opening Width can vary in 1/16″ increments by piecing in frame material.

**Increased Appliance Opening Width can vary in 1/16″ increments by cutting out the frame stiles.

***Appliance Opening Height could have a variance of 1/16″. By changing openings, it may require the door/drawer openings to change.

Door & Drawer Modifications - See page E•4.

A	CG	CM	FH	GM	IBO	MFO	NBO	PEGS	PM	SDRWS	SM
	•	•	•	•	•	•	•	•	•	•	•

End Panel Modifications - See page E•8.

BBS	DDE	F	FPE	IPE	RPE	SEBK	SED
+	•	•	•	+	+	•	

Custom Modifications - See page E•12.

ADDTK	ADRW	AF	ART	AS	ATTTK	BBKI	CBO	CCO	CD	CFNTO	CFRMO	CH	CND	CSI	CW	DRWTK	EX	EXD	EXO	EXU	FLUTE
			•			•	•	•	+	•	•	+	•	•	+	•	•		•	•	•

FP	FTK	LSD	MI	OBRB	PFBP	RDD	RFLUTE	RTK	RTK6	SCPDRW	TD	TKP	VR	VTK	WS	WTCD	WTKCUP
	•	•	•	•			•	•			•	•	•	•	•		

+Modifications with a plus sign (+) have exceptions. In the digital PDF, click on the code in the chart for details. See page E•1 for Modification Index.

Oven Cabinet Single with Three Drawers, 90″ or 93″ High, Specify Cut-out Size

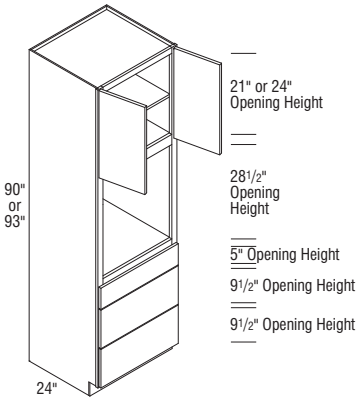

		C	D	F	H	I	J	K	L	M	O	P	Q
OCS3D2790S		4532	4235	3938	3569	3501	3382	3321	3305	3153	3153	3068	3032
OCS3D3090S		4945	4562	4179	3953	3876	3746	3670	3619	3501	3447	3258	3193
OCS3D3390S		5456	5030	4605	4320	4236	4097	4013	3947	3826	3765	3584	3518
OCS3D3690S		5996	5531	5066	4754	4661	4506	4415	4342	4210	4143	3945	3869
OCS3D2793S		4688	4349	4010	3711	3639	3519	3448	3416	3284	3260	3123	3075
OCS3D3093S		5193	4786	4379	4135	4056	3921	3839	3785	3661	3605	3414	3347
OCS3D3393S		5696	5254	4811	4501	4414	4266	4184	4121	3982	3928	3749	3677
OCS3D3693S		6268	5781	5293	4953	4854	4691	4602	4532	4382	4320	4125	4045

- For non-standard cut-outs, it is required to fill out the form located on MasterBrand Connect website.
- Specify cut-out size or use standard cut-out.
- When Beaded Inset is ordered, the cabinet should be ordered to the appropriate width using the 1/4″ width modification instead of using the piece-in or cut-out applications.
- Cabinet openings are subject to change based on the cut-out. Please review the acknowledged drawing.
- Ordering Maximum Width Cut-out on cabinet will change end panel thickness from 1/2″ to 3/8″ for non-flush ends, and from 3/4″ to 1/2″ for flush ends.

	Standard Appliance Opening		Decreased Appliance Opening Width*		Increased Appliance Opening Width**		Appliance Opening Height***	
	Width (A)	Height (B)	Min. Width (A)	Max. Width (A)	Min. Width (A)	Max. Width (A)	Min. Height (B)	Max. Height (B)
OCS3D2790S	24″	28 1/2″	12″	23 1/2″	24 1/16″	25 1/2″	27″	32 1/2″
OCS3D3090S	27″	28 1/2″	15″	26 1/2″	27 1/16″	28 1/2″	27″	32 1/2″
OCS3D3390S	30″	28 1/2″	18″	29 1/2″	30 1/16″	31 1/2″	27″	32 1/2″
OCS3D3690S	33″	28 1/2″	21″	32 1/2″	33 1/16″	34 1/2″	27″	32 1/2″
OCS3D2793S	24″	28 1/2″	12″	23 1/2″	24 1/16″	25 1/2″	27″	32 1/2″
OCS3D3093S	27″	28 1/2″	15″	26 1/2″	27 1/16″	28 1/2″	27″	32 1/2″
OCS3D3393S	30″	28 1/2″	18″	29 1/2″	30 1/16″	31 1/2″	27″	32 1/2″
OCS3D3693S	33″	28 1/2″	21″	32 1/2″	33 1/16″	34 1/2″	27″	32 1/2″

*Decreased Appliance Opening Width can vary in 1/16″ increments by piecing in frame material.

**Increased Appliance Opening Width can vary in 1/16″ increments by cutting out the frame stiles.

***Appliance Opening Height could have a variance of 1/16″. By changing openings, it may require the door/drawer openings to change.

Door & Drawer Modifications - See page E•4.

A	CG	CM	FH	GM	IBO	MFO	NBO	PEGS	PM	SDRWS	SM
	•	•	•	•	•	•	•	•	•	•	•

End Panel Modifications - See page E•8.

BBS	DDE	F	FPE	IPE	RPE	SEBK	SED
+	•	•	•	+	+	•	

Custom Modifications - See page E•12.

ADDTK	ADRW	AF	ART	AS	ATTTK	BBKI	CBO	CCO	CD	CFNTO	CFRMO	CH	CND	CS1	CW	DRWTK	EX	EXD	EXO	EXU	FLUTE
			•			•	•	•	+	•	•	+	•	•	+	•	•		•	•	•

FP	FTK	LSD	MI	OBRB	PFBP	RDD	RFLUTE	RTK	RTK6	SCPDRW	TD	TKP	VR	VTK	WS	WTCD	WTKCUP
	•	•	•	•			•	•			•	•	•	•	•		

+Modifications with a plus sign (+) have exceptions. In the digital PDF, click on the code in the chart for details. See page E•1 for Modification Index.

Oven Cabinet Single with Three Drawers, 96″ High, Specify Cut-out Size

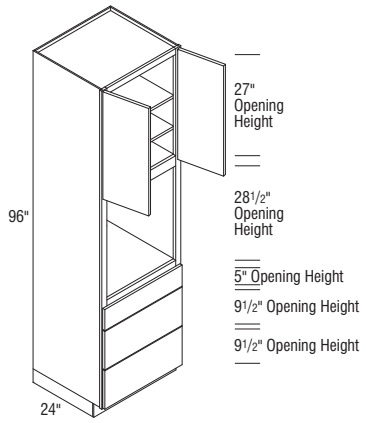

		C	D	F	H	I	J	K	L	M	O	P	Q
OCS3D2796S		4835	4458	4082	3856	3782	3656	3577	3524	3412	3366	3180	3118
OCS3D3096S		5443	5009	4575	4319	4235	4095	4010	3946	3823	3763	3570	3506
OCS3D3396S		5945	5480	5015	4682	4591	4438	4352	4290	4143	4092	3911	3836
OCS3D3696S		6542	6029	5515	5150	5050	4881	4787	4716	4556	4500	4302	4220

- For non-standard cut-outs, it is required to fill out the form located on MasterBrand Connect website.
- Specify cut-out size or use standard cut-out.
- When Beaded Inset is ordered, the cabinet should be ordered to the appropriate width using the 1/4″ width modification instead of using the piece-in or cut-out applications.
- Cabinet openings are subject to change based on the cut-out. Please review the acknowledged drawing.
- Ordering Maximum Width Cut-out on cabinet will change end panel thickness from 1/2″ to 3/8″ for non-flush ends, and from 3/4″ to 1/2″ for flush ends.

	Standard Appliance Opening		Decreased Appliance Opening Width*		Increased Appliance Opening Width**		Appliance Opening Height***	
	Width (A)	Height (B)	Min. Width (A)	Max. Width (A)	Min. Width (A)	Max. Width (A)	Min. Height (B)	Max. Height (B)
OCS3D2796S	24″	28 1/2″	12″	23 1/2″	24 1/16″	25 1/2″	27″	32 1/2″
OCS3D3096S	27″	28 1/2″	15″	26 1/2″	27 1/16″	28 1/2″	27″	32 1/2″
OCS3D3396S	30″	28 1/2″	18″	29 1/2″	30 1/16″	31 1/2″	27″	32 1/2″
OCS3D3696S	33″	28 1/2″	21″	32 1/2″	33 1/16″	34 1/2″	27″	32 1/2″

*Decreased Appliance Opening Width can vary in 1/16″ increments by piecing in frame material.

**Increased Appliance Opening Width can vary in 1/16″ increments by cutting out the frame stiles.

***Appliance Opening Height could have a variance of 1/16″. By changing openings, it may require the door/drawer openings to change.

Door & Drawer Modifications - See page E•4.

A	CG	CM	FH	GM	IBO	MFO	NBO	PEGS	PM	SDRWS	SM
	•	•	•	•	•	•	•	•	•	•	•

End Panel Modifications - See page E•8.

BBS	DDE	F	FPE	IPE	RPE	SEBK	SED
+	•	•	•	+	+	•	

Custom Modifications - See page E•12.

ADDTK	ADRW	AF	ART	AS	ATTTK	BBKI	CBO	CCO	CD	CFNTO	CFRMO	CH	CND	CS1	CW	DRWTK	EX	EXD	EXO	EXU	FLUTE
			•		•	•	•	•	+	•	•	+	•	•	+	+	•		•	+	•

FP	FTK	LSD	MI	OBRB	PFBP	RDD	RFLUTE	RTK	RTK6	SCPDRW	TD	TKP	VR	VTK	WS	WTCD	WTKCUP
	•	•	•	•			•	•			•		•	•	•		

+Modifications with a plus sign (+) have exceptions. In the digital PDF, click on the code in the chart for details. See page E•1 for Modification Index.

Oven Cabinet Single with Three Drawers, 102″ High, Specify Cut-out Size

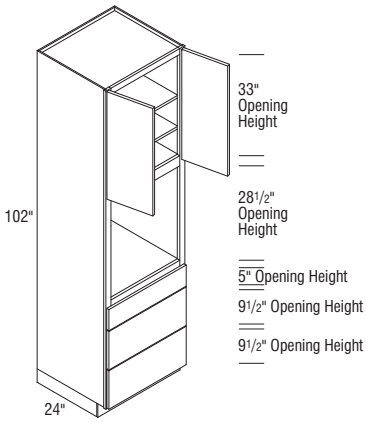

		C	D	F	H	I	J	K	L	M	O	P	Q
OCS3D27102S		7876	7373	6871	6570	6472	6303	6199	6128	5979	5918	5670	5587
OCS3D30102S		8684	8106	7529	7188	7074	6890	6774	6690	6526	6446	6190	6103
OCS3D33102S		9353	8734	8114	7671	7550	7345	7231	7149	6952	6886	6644	6544
OCS3D36102S		10146	9463	8781	8294	8160	7937	7810	7715	7503	7427	7164	7056

- For non-standard cut-outs, it is required to fill out the form located on MasterBrand Connect website.
- Specify cut-out size or use standard cut-out.
- When Beaded Inset is ordered, the cabinet should be ordered to the appropriate width using the 1/4″ width modification instead of using the piece-in or cut-out applications.
- Cabinet openings are subject to change based on the cut-out. Please review the acknowledged drawing.
- Finish Flushed Ends standard.

	Standard Appliance Opening		Decreased Appliance Opening Width*		Increased Appliance Opening Width**		Appliance Opening Height***	
	Width (A)	Height (B)	Min. Width (A)	Max. Width (A)	Min. Width (A)	Max. Width (A)	Min. Height (B)	Max. Height (B)
OCS3D27102S	24″	28 1/2″	12″	23 1/2″	24 1/16″	25″	27″	32 1/2″
OCS3D30102S	27″	28 1/2″	15″	26 1/2″	27 1/16″	28″	27″	32 1/2″
OCS3D33102S	30″	28 1/2″	18″	29 1/2″	30 1/16″	31″	27″	32 1/2″
OCS3D36102S	33″	28 1/2″	21″	32 1/2″	33 1/16″	34″	27″	32 1/2″

*Decreased Appliance Opening Width can vary in 1/16″ increments by piecing in frame material.

**Increased Appliance Opening Width can vary in 1/16″ increments by cutting out the frame stiles.

***Appliance Opening Height could have a variance of 1/16″. By changing openings, it may require the door/drawer openings to change.

Door & Drawer Modifications - See page E•4.

A	CG	CM	FH	GM	IBO	MFO	NBO	PEGS	PM	SDRWS	SM
	•	•	•	•	•	•	•	•	•	•	•

End Panel Modifications - See page E•8.

BBS	DDE	F	FPE	IPE	RPE	SEBK	SED
+	•	•	•	+	+	•	

Custom Modifications - See page E•12.

ADDTK	ADRW	AF	ART	AS	ATTTK	BBKI	CBO	CCO	CD	CFNTO	CFRMO	CH	CND	CS1	CW	DRWTK	EX	EXD	EXO	EXU	FLUTE
			•		•	•	•	•	+	•	•	+	•	•	+	+	+		+	•	•

FP	FTK	LSD	MI	OBRB	PFBP	RDD	RFLUTE	RTK	RTK6	SCPDRW	TD	TKP	VR	VTK	WS	WTCD	WTKCUP
	•	•	•	•			•	•	+		•		•	•	•		

+Modifications with a plus sign (+) have exceptions. In the digital PDF, click on the code in the chart for details. See page E•1 for Modification Index.

Oven Cabinet Single with Three Drawers, 108″ High, Specify Cut-out Size

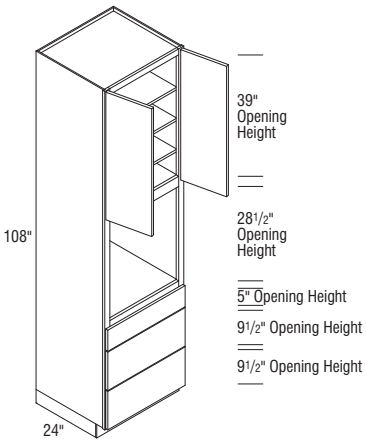

	C	D	F	H	I	J	K	L	M	O	P	Q
OCS3D27108S	8742	8184	7626	7291	7183	6997	6881	6803	6637	6569	6293	6202
OCS3D30108S	9640	8999	8358	7978	7852	7647	7520	7425	7244	7154	6871	6774
OCS3D33108S	10382	9694	9006	8516	8380	8154	8027	7935	7716	7643	7375	7263
OCS3D36108S	11264	10505	9748	9205	9057	8809	8670	8564	8328	8245	7952	7832

- For non-standard cut-outs, it is required to fill out the form located on MasterBrand Connect website.
- Specify cut-out size or use standard cut-out.
- When Beaded Inset is ordered, the cabinet should be ordered to the appropriate width using the 1/4″ width modification instead of using the piece-in or cut-out applications.
- Cabinet openings are subject to change based on the cut-out. Please review the acknowledged drawing.
- Finish Flushed Ends standard.

	Standard Appliance Opening		Decreased Appliance Opening Width*		Increased Appliance Opening Width**		Appliance Opening Height***	
	Width (A)	Height (B)	Min. Width (A)	Max. Width (A)	Min. Width (A)	Max. Width (A)	Min. Height (B)	Max. Height (B)
OCS3D27108S	24″	28 1/2″	12″	23 1/2″	24 1/16″	25″	27″	32 1/2″
OCS3D30108S	27″	28 1/2″	15″	26 1/2″	27 1/16″	28″	27″	32 1/2″
OCS3D33108S	30″	28 1/2″	18″	29 1/2″	30 1/16″	31″	27″	32 1/2″
OCS3D36108S	33″	28 1/2″	21″	32 1/2″	33 1/16″	34″	27″	32 1/2″

*Decreased Appliance Opening Width can vary in 1/16″ increments by piecing in frame material.

**Increased Appliance Opening Width can vary in 1/16″ increments by cutting out the frame stiles.

***Appliance Opening Height could have a variance of 1/16″. By changing openings, it may require the door/drawer openings to change.

Door & Drawer Modifications - See page E•4.

A	CG	CM	FH	GM	IBO	MFO	NBO	PEGS	PM	SDRWS	SM
	•	•	•	•	•	•	•	•	•	•	•

End Panel Modifications - See page E•8.

BBS	DDE	F	FPE	IPE	RPE	SEBK	SED
+	•	•	•	+	+	•	

Custom Modifications - See page E•12.

ADDTK	ADRW	AF	ART	AS	ATTTK	BBKI	CBO	CCO	CD	CFNTO	CFRMO	CH	CND	CSI	CW	DRWTK	EX	EXD	EXO	EXU	FLUTE
		•	•		•	•	•	•	+	•	•	+	•	•	+	+	+		+	•	•

FP	FTK	LSD	MI	OBRB	PFBP	RDD	RFLUTE	RTK	RTK6	SCPDRW	TD	TKP	VR	VTK	WS	WTCD	WTKCUP
	•	•	•	•			•	•	+		•		•	•	•		

+Modifications with a plus sign (+) have exceptions. In the digital PDF, click on the code in the chart for details. See page E•1 for Modification Index.

Oven Cabinet Single 84″ or 87″ High, Specify Cut-out Size

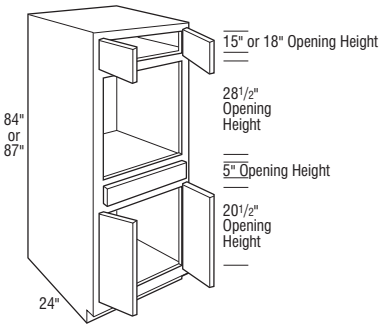

	C	D	F	H	I	J	K	L	M	O	P	Q
OCS2784S	4160	3832	3503	3295	3229	3119	3062	3021	2909	2878	2729	2679
OCS3084S	4502	4148	3795	3606	3536	3422	3345	3302	3192	3146	2953	2900
OCS3384S	5050	4703	4356	3969	3894	3796	3789	3762	3544	3590	3395	3223
OCS3684S	5559	5176	4792	4367	4282	4175	4168	4140	3899	3949	3736	3548
OCS2787S	4316	4005	3694	3404	3338	3226	3170	3140	3014	2997	2882	2837
OCS3087S	4688	4323	3958	3752	3679	3557	3484	3437	3320	3274	3082	3024
OCS3387S	5217	4833	4449	4119	4038	3919	3873	3830	3658	3653	3469	3348
OCS3687S	5747	5320	4893	4530	4442	4311	4262	4216	4024	4015	3816	3683

- For non-standard cut-outs, it is required to fill out the form located on MasterBrand Connect website.
- Specify cut-out size or use standard cut-out.
- When Beaded Inset is ordered, the cabinet should be ordered to the appropriate width using the 1/4″ width modification instead of using the piece-in or cut-out applications.
- Cabinet openings are subject to change based on the cut-out. Please review the acknowledged drawing.
- Ordering Maximum Width Cut-out on cabinet will change end panel thickness from 1/2″ to 3/8″ for non-flush ends, and from 3/4″ to 1/2″ for flush ends.

	Standard Appliance Opening		Decreased Appliance Opening Width*		Increased Appliance Opening Width**		Appliance Opening Height***	
	Width (A)	Height (B)	Min. Width (A)	Max. Width (A)	Min. Width (A)	Max. Width (A)	Min. Height (B)	Max. Height (B)
OCS2784S	24″	28 1/2″	12″	23 1/2″	24 1/16″	25 1/2″	27″	32 1/2″
OCS3084S	27″	28 1/2″	15″	26 1/2″	27 1/16″	28 1/2″	27″	32 1/2″
OCS3384S	30″	28 1/2″	18″	29 1/2″	30 1/16″	31 1/2″	27″	32 1/2″
OCS3684S	33″	28 1/2″	21″	32 1/2″	33 1/16″	34 1/2″	27″	32 1/2″
OCS2787S	24″	28 1/2″	12″	23 1/2″	24 1/16″	25 1/2″	27″	32 1/2″
OCS3087S	27″	28 1/2″	15″	26 1/2″	27 1/16″	28 1/2″	27″	32 1/2″
OCS3387S	30″	28 1/2″	18″	29 1/2″	30 1/16″	31 1/2″	27″	32 1/2″
OCS3687S	33″	28 1/2″	21″	32 1/2″	33 1/16″	34 1/2″	27″	32 1/2″

*Decreased Appliance Opening Width can vary in 1/16″ increments by piecing in frame material.

**Increased Appliance Opening Width can vary in 1/16″ increments by cutting out the frame stiles.

***Appliance Opening Height could have a variance of 1/16″. By changing openings, it may require the door/drawer openings to change.

Door & Drawer Modifications - See page E•4.

A	CG	CM	FH	GM	IBO	MFO	NBO	PEGS	PM	SDRWS	SM
	+	+	•	+	•	•	•	•	+	•	+

End Panel Modifications - See page E•8.

BBS	DDE	F	FPE	IPE	RPE	SEBK	SED
+	•	•	•	+	+	•	

Custom Modifications - See page E•12.

ADDTK	ADRW	AF	ART	AS	ATTTK	BBKI	CBO	CCO	CD	CFNTO	CFRMO	CH	CND	CS1	CW	DRWTK	EX	EXD	EXO	EXU	FLUTE
		•	•			•	•	•	+	•	•	+	•	•	+	•	•		•	•	•

FP	FTK	LSD	MI	OBRB	PFBP	RDD	RFLUTE	RTK	RTK6	SCPDRW	TD	TKP	VR	VTK	WS	WTCD	WTKCUP
	•	•	•	•			•	•			•	•	•	•	•		

+Modifications with a plus sign (+) have exceptions. In the digital PDF, click on the code in the chart for details. See page E•1 for Modification Index.

Oven Cabinet Single, 90″ or 93″ High, Specify Cut-out Size

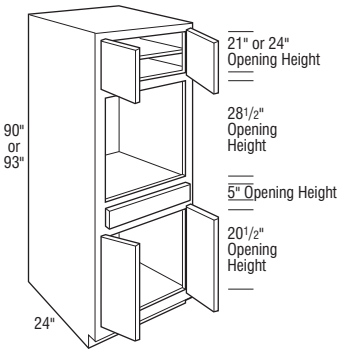

	C	D	F	H	I	J	K	L	M	O	P	Q
OCS2790S	4469	4175	3882	3520	3447	3333	3274	3261	3116	3115	3027	2993
OCS3090S	4885	4504	4122	3903	3821	3694	3619	3571	3447	3404	3211	3147
OCS3390S	5385	4964	4543	4264	4181	4041	3958	3899	3772	3715	3539	3473
OCS3690S	5928	5461	4994	4692	4596	4445	4355	4287	4148	4089	3894	3819
OCS2793S	4624	4290	3955	3662	3590	3470	3401	3371	3242	3217	3083	3032
OCS3093S	5126	4722	4318	4085	3998	3867	3789	3734	3610	3560	3368	3302
OCS3393S	5627	5186	4744	4443	4356	4210	4127	4064	3931	3875	3697	3628
OCS3693S	6190	5705	5220	4888	4790	4629	4536	4471	4322	4263	4068	3991

- For non-standard cut-outs, it is required to fill out the form located on MasterBrand Connect website.
- Specify cut-out size or use standard cut-out.
- When Beaded Inset is ordered, the cabinet should be ordered to the appropriate width using the 1/4″ width modification instead of using the piece-in or cut-out applications.
- Cabinet openings are subject to change based on the cut-out. Please review the acknowledged drawing.
- Ordering Maximum Width Cut-out on cabinet will change end panel thickness from 1/2″ to 3/8″ for non-flush ends, and from 3/4″ to 1/2″ for flush ends.

	Standard Appliance Opening		Decreased Appliance Opening Width*		Increased Appliance Opening Width**		Appliance Opening Height***	
	Width (A)	Height (B)	Min. Width (A)	Max. Width (A)	Min. Width (A)	Max. Width (A)	Min. Height (B)	Max. Height (B)
OCS2790S	24″	28 1/2″	12″	23 1/2″	24 1/16″	25 1/2″	27″	32 1/2″
OCS3090S	27″	28 1/2″	15″	26 1/2″	27 1/16″	28 1/2″	27″	32 1/2″
OCS3390S	30″	28 1/2″	18″	29 1/2″	30 1/16″	31 1/2″	27″	32 1/2″
OCS3690S	33″	28 1/2″	21″	32 1/2″	33 1/16″	34 1/2″	27″	32 1/2″
OCS2793S	24″	28 1/2″	12″	23 1/2″	24 1/16″	25 1/2″	27″	32 1/2″
OCS3093S	27″	28 1/2″	15″	26 1/2″	27 1/16″	28 1/2″	27″	32 1/2″
OCS3393S	30″	28 1/2″	18″	29 1/2″	30 1/16″	31 1/2″	27″	32 1/2″
OCS3693S	33″	28 1/2″	21″	32 1/2″	33 1/16″	34 1/2″	27″	32 1/2″

*Decreased Appliance Opening Width can vary in 1/16″ increments by piecing in frame material.

**Increased Appliance Opening Width can vary in 1/16″ increments by cutting out the frame stiles.

***Appliance Opening Height could have a variance of 1/16″. By changing openings, it may require the door/drawer openings to change.

Door & Drawer Modifications - See page E•4.

A	CG	CM	FH	GM	IBO	MFO	NBO	PEGS	PM	SDRWS	SM
	+	+	•	+	•	•	•	•	+	•	+

End Panel Modifications - See page E•8.

BBS	DDE	F	FPE	IPE	RPE	SEBK	SED
+	•	•	•	+	+	•	

Custom Modifications - See page E•12.

ADDTK	ADRW	AF	ART	AS	ATTTK	BBKI	CBO	CCO	CD	CFNTO	CFRMO	CH	CND	CS1	CW	DRWTK	EX	EXD	EXO	EXU	FLUTE
		•	•			•	•	•	+	•	•	+	•	•	+	•	•		•	•	•

FP	FTK	LSD	MI	OBRB	PFBP	RDD	RFLUTE	RTK	RTK6	SCPDRW	TD	TKP	VR	VTK	WS	WTCD	WTKCUP
	•	•	•	•			•	•			•	•	•	•	•		

+Modifications with a plus sign (+) have exceptions. In the digital PDF, click on the code in the chart for details. See page E•1 for Modification Index.

Oven Cabinet Single, 96″ High, Specify Cut-out Size

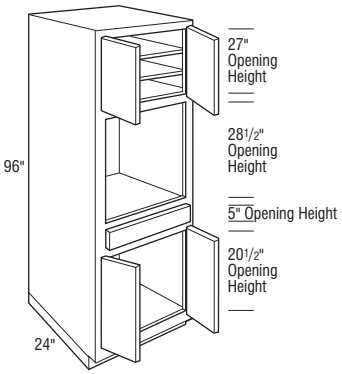

	C	D	F	H	I	J	K	L	M	O	P	Q
OCS2796S	4780	4403	4025	3802	3726	3609	3529	3482	3366	3317	3139	3077
OCS3096S	5363	4939	4516	4263	4173	4040	3955	3898	3769	3714	3524	3454
OCS3396S	5867	5406	4946	4620	4530	4375	4290	4228	4090	4035	3855	3786
OCS3696S	6447	5945	5443	5083	4984	4810	4720	4651	4499	4440	4239	4164

- For non-standard cut-outs, it is required to fill out the form located on MasterBrand Connect website.
- Specify cut-out size or use standard cut-out.
- When Beaded Inset is ordered, the cabinet should be ordered to the appropriate width using the 1/4″ width modification instead of using the piece-in or cut-out applications.
- Cabinet openings are subject to change based on the cut-out. Please review the acknowledged drawing.
- Ordering Maximum Width Cut-out on cabinet will change end panel thickness from 1/2″ to 3/8″ for non-flush ends, and from 3/4″ to 1/2″ for flush ends.

	Standard Appliance Opening		Decreased Appliance Opening Width*		Increased Appliance Opening Width**		Appliance Opening Height***	
	Width (A)	Height (B)	Min. Width (A)	Max. Width (A)	Min. Width (A)	Max. Width (A)	Min. Height (B)	Max. Height (B)
OCS2796S	24″	28 1/2″	12″	23 1/2″	24 1/16″	25 1/2″	27″	32 1/2″
OCS3096S	27″	28 1/2″	15″	26 1/2″	27 1/16″	28 1/2″	27″	32 1/2″
OCS3396S	30″	28 1/2″	18″	29 1/2″	30 1/16″	31 1/2″	27″	32 1/2″
OCS3696S	33″	28 1/2″	21″	32 1/2″	33 1/16″	34 1/2″	27″	32 1/2″

*Decreased Appliance Opening Width can vary in 1/16″ increments by piecing in frame material.

**Increased Appliance Opening Width can vary in 1/16″ increments by cutting out the frame stiles.

***Appliance Opening Height could have a variance of 1/16″. By changing openings, it may require the door/drawer openings to change.

Door & Drawer Modifications - See page E•4.

A	CG	CM	FH	GM	IBO	MFO	NBO	PEGS	PM	SDRWS	SM
	+	+	•	+	•	•	•	•	+	•	+

End Panel Modifications - See page E•8.

BBS	DDE	F	FPE	IPE	RPE	SEBK	SED
+	•	•	•	+	+	•	

Custom Modifications - See page E•12.

ADDTK	ADRW	AF	ART	AS	ATTTK	BBKI	CBO	CCO	CD	CFNTO	CFRMO	CH	CND	CSI	CW	DRWTK	EX	EXD	EXO	EXU	FLUTE
		•	•		•	•	•	•	+	•	•	+	•	•	+	+	•		•	+	•

FP	FTK	LSD	MI	OBRB	PFBP	RDD	RFLUTE	RTK	RTK6	SCPDRW	TD	TKP	VR	VTK	WS	WTCD	WTKCUP
	•	•	•	•			•	•			•		•	•	•		

+Modifications with a plus sign (+) have exceptions. In the digital PDF, click on the code in the chart for details. See page E•1 for Modification Index.

Oven Cabinet Single, 102″ High, Specify Cut-out Size

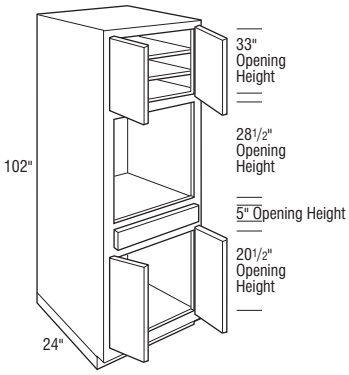

	C	D	F	H	I	J	K	L	M	O	P	Q
OCS27102S	7846	7343	6840	6543	6442	6285	6179	6116	5962	5897	5660	5576
OCS30102S	8621	8057	7494	7157	7037	6860	6746	6670	6498	6425	6171	6079
OCS33102S	9294	8680	8066	7633	7513	7306	7193	7110	6926	6853	6614	6521
OCS36102S	10064	9397	8729	8249	8117	7886	7765	7674	7472	7392	7125	7025

- For non-standard cut-outs, it is required to fill out the form located on MasterBrand Connect website.
- Specify cut-out size or use standard cut-out.
- When Beaded Inset is ordered, the cabinet should be ordered to the appropriate width using the 1/4″ width modification instead of using the piece-in or cut-out applications.
- Cabinet openings are subject to change based on the cut-out. Please review the acknowledged drawing.
- Finish Flushed Ends standard.

	Standard Appliance Opening		Decreased Appliance Opening Width*		Increased Appliance Opening Width**		Appliance Opening Height***	
	Width (A)	Height (B)	Min. Width (A)	Max. Width (A)	Min. Width (A)	Max. Width (A)	Min. Height (B)	Max. Height (B)
OCS27102S	24″	28 1/2″	12″	23 1/2″	24 1/16″	25″	27″	32 1/2″
OCS30102S	27″	28 1/2″	15″	26 1/2″	27 1/16″	28″	27″	32 1/2″
OCS33102S	30″	28 1/2″	18″	29 1/2″	30 1/16″	31″	27″	32 1/2″
OCS36102S	33″	28 1/2″	21″	32 1/2″	33 1/16″	34″	27″	32 1/2″

*Decreased Appliance Opening Width can vary in 1/16″ increments by piecing in frame material.

**Increased Appliance Opening Width can vary in 1/16″ increments by cutting out the frame stiles.

***Appliance Opening Height could have a variance of 1/16″. By changing openings, it may require the door/drawer openings to change.

Door & Drawer Modifications - See page E•4.

A	CG	CM	FH	GM	IBO	MFO	NBO	PEGS	PM	SDRWS	SM
	+	+	•	+	•	•	•	•	+	•	+

End Panel Modifications - See page E•8.

BBS	DDE	F	FPE	IPE	RPE	SEBK	SED
	•			+		•	

Custom Modifications - See page E•12.

ADDTK	ADRW	AF	ART	AS	ATTTK	BBKI	CBO	CCO	CD	CFNTO	CFRMO	CH	CND	CSI	CW	DRWTK	EX	EXD	EXO	EXU	FLUTE
		•	•		•		•	•	+	•	•	+	•	•	+	+	+		+	•	•

FP	FTK	LSD	MI	OBRB	PFBP	RDD	RFLUTE	RTK	RTK6	SCPDRW	TD	TKP	VR	VTK	WS	WTCD	WTKCUP
	•	•		•			•	•	+		•		•	•	•		

+Modifications with a plus sign (+) have exceptions. In the digital PDF, click on the code in the chart for details. See page E•1 for Modification Index.

Oven Cabinet Single, 108″ High, Specify Cut-out Size

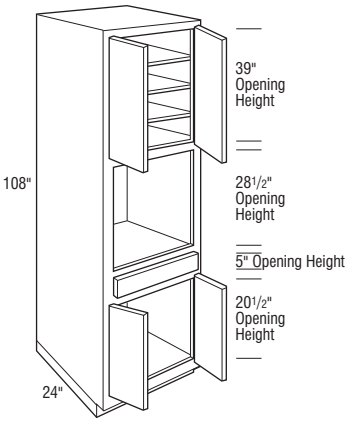

	C	D	F	H	I	J	K	L	M	O	P	Q
OCS27108S	8708	8150	7592	7263	7150	6976	6859	6789	6617	6546	6282	6190
OCS30108S	9568	8943	8318	7943	7811	7614	7488	7403	7213	7132	6851	6748
OCS33108S	10315	9634	8953	8472	8340	8109	7983	7893	7689	7607	7340	7239
OCS36108S	11172	10431	9689	9156	9010	8753	8620	8518	8292	8205	7908	7797

- For non-standard cut-outs, it is required to fill out the form located on MasterBrand Connect website.
- Specify cut-out size or use standard cut-out.
- When Beaded Inset is ordered, the cabinet should be ordered to the appropriate width using the 1/4″ width modification instead of using the piece-in or cut-out applications.
- Cabinet openings are subject to change based on the cut-out. Please review the acknowledged drawing.
- Finish Flushed Ends standard.

	Standard Appliance Opening		Decreased Appliance Opening Width*		Increased Appliance Opening Width**		Appliance Opening Height***	
	Width (A)	Height (B)	Min. Width (A)	Max. Width (A)	Min. Width (A)	Max. Width (A)	Min. Height (B)	Max. Height (B)
OCS27108S	24″	28 1/2″	12″	23 1/2″	24 1/16″	25″	27″	32 1/2″
OCS30108S	27″	28 1/2″	15″	26 1/2″	27 1/16″	28″	27″	32 1/2″
OCS33108S	30″	28 1/2″	18″	29 1/2″	30 1/16″	31″	27″	32 1/2″
OCS36108S	33″	28 1/2″	21″	32 1/2″	33 1/16″	34″	27″	32 1/2″

*Decreased Appliance Opening Width can vary in 1/16″ increments by piecing in frame material.

**Increased Appliance Opening Width can vary in 1/16″ increments by cutting out the frame stiles.

***Appliance Opening Height could have a variance of 1/16″. By changing openings, it may require the door/drawer openings to change.

Door & Drawer Modifications - See page E•4.

A	CG	CM	FH	GM	IBO	MFO	NBO	PEGS	PM	SDRWS	SM
	+	+	•	+	•	•	•	•	+	•	+

End Panel Modifications - See page E•8.

BBS	DDE	F	FPE	IPE	RPE	SEBK	SED
	•			+		•	

Custom Modifications - See page E•12.

ADDTK	ADRW	AF	ART	AS	ATTTK	BBKI	CBO	CCO	CD	CFNTO	CFRMO	CH	CND	CSI	CW	DRWTK	EX	EXD	EXO	EXU	FLUTE
		•	•		•		•	•	+	•	•	+	•	•	+	+	+		+	•	•

FP	FTK	LSD	MI	OBRB	PFBP	RDD	RFLUTE	RTK	RTK6	SCPDRW	TD	TKP	VR	VTK	WS	WTCD	WTKCUP
	•	•		•			•	•	+		•		•	•	•		

+Modifications with a plus sign (+) have exceptions. In the digital PDF, click on the code in the chart for details. See page E•1 for Modification Index.

Oven Cabinet Double, 84″ or 87″ High, Specify Cut-out Size

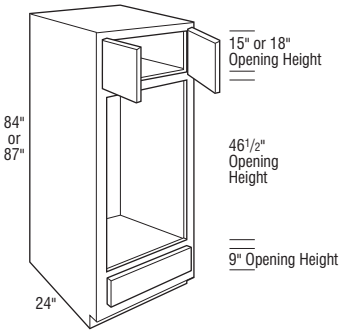

	C	D	F	H	I	J	K	L	M	O	P	Q
OCD2784S	3321	3062	2803	2675	2623	2536	2479	2440	2365	2330	2183	2140
OCD3084S	3924	3618	3311	3149	3086	2984	2925	2883	2783	2741	2583	2532
OCD3384S	4788	4414	4040	3840	3762	3637	3566	3510	3396	3345	3147	3083
OCD3684S	5272	4857	4443	4222	4140	4003	3921	3862	3737	3681	3461	3392
OCD2787S	3516	3238	2960	2822	2769	2675	2621	2580	2496	2465	2305	2260
OCD3087S	4152	3825	3498	3326	3261	3155	3088	3046	2943	2902	2728	2673
OCD3387S	5001	4610	4219	4003	3927	3795	3718	3664	3544	3491	3285	3220
OCD3687S	5503	5070	4638	4400	4319	4173	4091	4031	3898	3843	3614	3544

- For non-standard cut-outs, it is required to fill out the form located on MasterBrand Connect website.
- Specify cut-out size or use standard cut-out.
- When Beaded Inset is ordered, the cabinet should be ordered to the appropriate width using the 1/4″ width modification instead of using the piece-in or cut-out applications.
- Cabinet openings are subject to change based on the cut-out. Please review the acknowledged drawing.
- Ordering Maximum Width Cut-out on cabinet will change end panel thickness from 1/2″ to 3/8″ for non-flush ends, and from 3/4″ to 1/2″ for flush ends.
- Oven cabinets feature an open back in cut-out area designed to improve field appliance installation.

	Standard Appliance Opening		Decreased Appliance Opening Width*		Increased Appliance Opening Width**		Appliance Opening Height***	
	Width (A)	Height (B)	Min. Width (A)	Max. Width (A)	Min. Width (A)	Max. Width (A)	Min. Height (B)	Max. Height (B)
OCD2784S	24″	46 1/2″	12″	23 1/2″	24 1/16″	25 1/2″	40″	52″
OCD3084S	27″	46 1/2″	15″	26 1/2″	27 1/16″	28 1/2″	40″	52″
OCD3384S	30″	46 1/2″	18″	29 1/2″	30 1/16″	31 1/2″	40″	52″
OCD3684S	33″	46 1/2″	21″	32 1/2″	33 1/16″	34 1/2″	40″	52″
OCD2787S	24″	46 1/2″	12″	23 1/2″	24 1/16″	25 1/2″	40″	52″
OCD3087S	27″	46 1/2″	15″	26 1/2″	27 1/16″	28 1/2″	40″	52″
OCD3387S	30″	46 1/2″	18″	29 1/2″	30 1/16″	31 1/2″	40″	52″
OCD3687S	33″	46 1/2″	21″	32 1/2″	33 1/16″	34 1/2″	40″	52″

*Decreased Appliance Opening Width can vary in 1/16″ increments by piecing in frame material.

**Increased Appliance Opening Width can vary in 1/16″ increments by cutting out the frame stiles.

***Appliance Opening Height could have a variance of 1/16″. By changing openings, it may require the door/drawer openings to change.

Door & Drawer Modifications - See page E•4.

A	CG	CM	FH	GM	IBO	MFO	NBO	PEGS	PM	SDRWS	SM
	•	•	•	•	•	•	•	•	•		•

End Panel Modifications - See page E•8.

BBS	DDE	F	FPE	IPE	RPE	SEBK	SED
+	•	•	•	+	+	•	

Custom Modifications - See page E•12.

ADDTK	ADRW	AF	ART	AS	ATTTK	BBKI	CBO	CCO	CD	CFNTO	CFRMO	CH	CND	CS1	CW	DRWTK	EX	EXD	EXO	EXU	FLUTE
		•	•			•	•	•	+	•	•	+	•	•	+	•	•		•	•	•

FP	FTK	LSD	MI	OBRB	PFBP	RDD	RFLUTE	RTK	RTK6	SCPDRW	TD	TKP	VR	VTK	WS	WTCD	WTKCUP
	•	•	•	•			•	•			•	•	•	•	•		

+Modifications with a plus sign (+) have exceptions. In the digital PDF, click on the code in the chart for details. See page E•1 for Modification Index.

Oven Cabinet Double, 90″ or 93″ High, Specify Cut-out Size

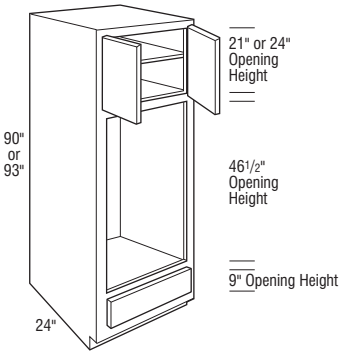

	C	D	F	H	I	J	K	L	M	O	P	Q
OCD2790S	3695	3407	3119	2975	2916	2816	2760	2718	2629	2596	2426	2383
OCD3090S	4376	4032	3688	3503	3436	3323	3250	3211	3102	3062	2875	2816
OCD3390S	5212	4804	4395	4166	4090	3951	3872	3816	3688	3634	3423	3359
OCD3690S	5734	5283	4832	4582	4499	4347	4259	4194	4057	4001	3767	3692
OCD2793S	3924	3618	3311	3154	3091	2992	2925	2886	2789	2752	2579	2535
OCD3093S	4641	4278	3916	3718	3649	3528	3454	3406	3296	3247	3054	2993
OCD3393S	5451	5023	4595	4367	4283	4140	4057	3998	3865	3812	3578	3516
OCD3693S	5998	5526	5055	4804	4712	4554	4460	4397	4253	4193	3936	3865

- For non-standard cut-outs, it is required to fill out the form located on MasterBrand Connect website.
- Specify cut-out size or use standard cut-out.
- When Beaded Inset is ordered, the cabinet should be ordered to the appropriate width using the 1/4″ width modification instead of using the piece-in or cut-out applications.
- Cabinet openings are subject to change based on the cut-out. Please review the acknowledged drawing.
- Ordering Maximum Width Cut-out on cabinet will change end panel thickness from 1/2″ to 3/8″ for non-flush ends, and from 3/4″ to 1/2″ for flush ends.
- Oven cabinets feature an open back in cut-out area designed to improve field appliance installation.

	Standard Appliance Opening		Decreased Appliance Opening Width*		Increased Appliance Opening Width**		Appliance Opening Height***	
	Width (A)	Height (B)	Min. Width (A)	Max. Width (A)	Min. Width (A)	Max. Width (A)	Min. Height (B)	Max. Height (B)
OCD2790S	24″	46 1/2″	12″	23 1/2″	24 1/16″	25 1/2″	40″	52″
OCD3090S	27″	46 1/2″	15″	26 1/2″	27 1/16″	28 1/2″	40″	52″
OCD3390S	30″	46 1/2″	18″	29 1/2″	30 1/16″	31 1/2″	40″	52″
OCD3690S	33″	46 1/2″	21″	32 1/2″	33 1/16″	34 1/2″	40″	52″
OCD2793S	24″	46 1/2″	12″	23 1/2″	24 1/16″	25 1/2″	40″	52″
OCD3093S	27″	46 1/2″	15″	26 1/2″	27 1/16″	28 1/2″	40″	52″
OCD3393S	30″	46 1/2″	18″	29 1/2″	30 1/16″	31 1/2″	40″	52″
OCD3693S	33″	46 1/2″	21″	32 1/2″	33 1/16″	34 1/2″	40″	52″

*Decreased Appliance Opening Width can vary in 1/16″ increments by piecing in frame material.

**Increased Appliance Opening Width can vary in 1/16″ increments by cutting out the frame stiles.

***Appliance Opening Height could have a variance of 1/16″. By changing openings, it may require the door/drawer openings to change.

Door & Drawer Modifications - See page E•4.

A	CG	CM	FH	GM	IBO	MFO	NBO	PEGS	PM	SDRWS	SM
	•	•	•	•	•	•	•	•	•		•

End Panel Modifications - See page E•8.

BBS	DDE	F	FPE	IPE	RPE	SEBK	SED
+	•	•	•	+	+	•	

Custom Modifications - See page E•12.

ADDTK	ADRW	AF	ART	AS	ATTTK	BBKI	CBO	CCO	CD	CFNTO	CFRMO	CH	CND	CS1	CW	DRWTK	EX	EXD	EXO	EXU	FLUTE
		•	•			•	•	•	+	•	•	+	•	•	+	•	•		•	•	•

FP	FTK	LSD	MI	OBRB	PFBP	RDD	RFLUTE	RTK	RTK6	SCPDRW	TD	TKP	VR	VTK	WS	WTCD	WTKCUP
	•	•	•	•			•	•			•	•	•	•	•		

+Modifications with a plus sign (+) have exceptions. In the digital PDF, click on the code in the chart for details. See page E•1 for Modification Index.

Oven Cabinet Double, 96″ High, Specify Cut-out Size

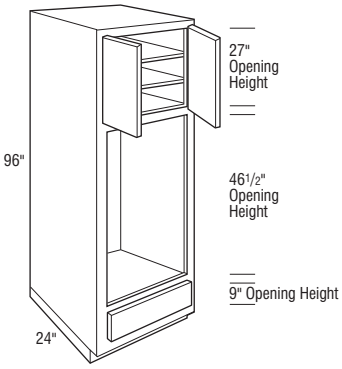

		C	D	F	H	I	J	K	L	M	O	P	Q
OCD2796S		4150	3826	3502	3333	3268	3161	3092	3054	2948	2903	2728	2678
OCD3096S		4910	4526	4142	3933	3858	3731	3660	3603	3487	3433	3229	3164
OCD3396S		5695	5246	4797	4565	4478	4329	4238	4181	4041	3986	3737	3668
OCD3696S		6262	5770	5279	5022	4925	4761	4666	4596	4445	4386	4106	4036

- For non-standard cut-outs, it is required to fill out the form located on MasterBrand Connect website.
- Specify cut-out size or use standard cut-out.
- When Beaded Inset is ordered, the cabinet should be ordered to the appropriate width using the 1/4″ width modification instead of using the piece-in or cut-out applications.
- Cabinet openings are subject to change based on the cut-out. Please review the acknowledged drawing.
- Ordering Maximum Width Cut-out on cabinet will change end panel thickness from 1/2″ to 3/8″ for non-flush ends, and from 3/4″ to 1/2″ for flush ends.
- Oven cabinets feature an open back in cut-out area designed to improve field appliance installation.

	Standard Appliance Opening		Decreased Appliance Opening Width*		Increased Appliance Opening Width**		Appliance Opening Height***	
	Width (A)	Height (B)	Min. Width (A)	Max. Width (A)	Min. Width (A)	Max. Width (A)	Min. Height (B)	Max. Height (B)
OCD2796S	24″	46 1/2″	12″	23 1/2″	24 1/16″	25 1/2″	40″	52″
OCD3096S	27″	46 1/2″	15″	26 1/2″	27 1/16″	28 1/2″	40″	52″
OCD3396S	30″	46 1/2″	18″	29 1/2″	30 1/16″	31 1/2″	40″	52″
OCD3696S	33″	46 1/2″	21″	32 1/2″	33 1/16″	34 1/2″	40″	52″

*Decreased Appliance Opening Width can vary in 1/16″ increments by piecing in frame material.

**Increased Appliance Opening Width can vary in 1/16″ increments by cutting out the frame stiles.

***Appliance Opening Height could have a variance of 1/16″. By changing openings, it may require the door/drawer openings to change.

Door & Drawer Modifications - See page E•4.

A	CG	CM	FH	GM	IBO	MFO	NBO	PEGS	PM	SDRWS	SM
	•	•	•	•	•	•	•	•	•		•

End Panel Modifications - See page E•8.

BBS	DDE	F	FPE	IPE	RPE	SEBK	SED
+	•	•	•	+	+	•	

Custom Modifications - See page E•12.

ADDTK	ADRW	AF	ART	AS	ATTTK	BBKI	CBO	CCO	CD	CFNTO	CFRMO	CH	CND	CS1	CW	DRWTK	EX	EXD	EXO	EXU	FLUTE
		•	•		•	•	•	•	+	•	•	+	•	•	+	+	•		•	+	•

FP	FTK	LSD	MI	OBRB	PFBP	RDD	RFLUTE	RTK	RTK6	SCPDRW	TD	TKP	VR	VTK	WS	WTCD	WTKCUP
	•	•	•	•			•	•			•		•	•	•		

+Modifications with a plus sign (+) have exceptions. In the digital PDF, click on the code in the chart for details. See page E•1 for Modification Index.

Oven Cabinet Double, 102″ High, Specify Cut-out Size

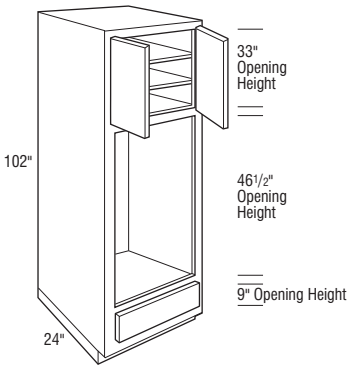

	C	D	F	H	I	J	K	L	M	O	P	Q
OCD27102S	7006	6574	6143	5918	5832	5688	5598	5546	5405	5346	5113	5046
OCD30102S	8019	7507	6996	6718	6618	6448	6354	6278	6123	6051	5779	5693
OCD33102S	9064	8466	7868	7559	7442	7244	7123	7047	6861	6788	6457	6364
OCD36102S	9818	9164	8510	8168	8038	7820	7693	7601	7400	7320	6947	6856

- For non-standard cut-outs, it is required to fill out the form located on MasterBrand Connect website.
- Specify cut-out size or use standard cut-out.
- When Beaded Inset is ordered, the cabinet should be ordered to the appropriate width using the 1/4″ width modification instead of using the piece-in or cut-out applications.
- Cabinet openings are subject to change based on the cut-out. Please review the acknowledged drawing.
- Finish Flushed Ends standard.
- Oven cabinets feature an open back in cut-out area designed to improve field appliance installation.

	Standard Appliance Opening		Decreased Appliance Opening Width*		Increased Appliance Opening Width**		Appliance Opening Height***	
	Width (A)	Height (B)	Min. Width (A)	Max. Width (A)	Min. Width (A)	Max. Width (A)	Min. Height (B)	Max. Height (B)
OCD27102S	24″	46 1/2″	12″	23 1/2″	24 1/16″	25″	40″	52″
OCD30102S	27″	46 1/2″	15″	26 1/2″	27 1/16″	28″	40″	52″
OCD33102S	30″	46 1/2″	18″	29 1/2″	30 1/16″	31″	40″	52″
OCD36102S	33″	46 1/2″	21″	32 1/2″	33 1/16″	34″	40″	52″

*Decreased Appliance Opening Width can vary in 1/16″ increments by piecing in frame material.

**Increased Appliance Opening Width can vary in 1/16″ increments by cutting out the frame stiles.

***Appliance Opening Height could have a variance of 1/16″. By changing openings, it may require the door/drawer openings to change.

Door & Drawer Modifications - See page E•4.

A	CG	CM	FH	GM	IBO	MFO	NBO	PEGS	PM	SDRWS	SM
	•	•	•	•	•	•	•	•	•		•

End Panel Modifications - See page E•8.

BBS	DDE	F	FPE	IPE	RPE	SEBK	SED
	•			+		+	

Custom Modifications - See page E•12.

ADDTK	ADRW	AF	ART	AS	ATTTK	BBKI	CBO	CCO	CD	CFNTO	CFRMO	CH	CND	CS1	CW	DRWTK	EX	EXD	EXO	EXU	FLUTE
		•	•		•		•	•	+	•	•	+	•	•	+	+	+		+	•	•

FP	FTK	LSD	MI	OBRB	PFBP	RDD	RFLUTE	RTK	RTK6	SCPDRW	TD	TKP	VR	VTK	WS	WTCD	WTKCUP
	•	•		•			•	•	+		•		•	•	•		

+Modifications with a plus sign (+) have exceptions. In the digital PDF, click on the code in the chart for details. See page E•1 for Modification Index.

Oven Cabinet Double, 108″ High, Specify Cut-out Size

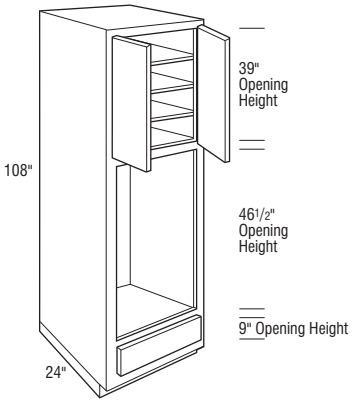

		C	D	F	H	I	J	K	L	M	O	P	Q
OCD27108S		7776	7298	6820	6569	6474	6315	6213	6157	6000	5934	5675	5600
OCD30108S		8901	8333	7765	7457	7346	7157	7053	6969	6796	6717	6415	6319
OCD33108S		10062	9398	8734	8391	8261	8042	7907	7823	7616	7534	7167	7064
OCD36108S		10901	10173	9445	9066	8922	8680	8540	8437	8213	8126	7711	7609

- For non-standard cut-outs, it is required to fill out the form located on MasterBrand Connect website.
- Specify cut-out size or use standard cut-out.
- When Beaded Inset is ordered, the cabinet should be ordered to the appropriate width using the 1/4″ width modification instead of using the piece-in or cut-out applications.
- Cabinet openings are subject to change based on the cut-out. Please review the acknowledged drawing.
- Finish Flushed Ends standard.
- Oven cabinets feature an open back in cut-out area designed to improve field appliance installation.

	Standard Appliance Opening		Decreased Appliance Opening Width*		Increased Appliance Opening Width**		Appliance Opening Height***	
	Width (A)	Height (B)	Min. Width (A)	Max. Width (A)	Min. Width (A)	Max. Width (A)	Min. Height (B)	Max. Height (B)
OCD27108S	24″	46 1/2″	12″	23 1/2″	24 1/16″	25″	40″	52″
OCD30108S	27″	46 1/2″	15″	26 1/2″	27 1/16″	28″	40″	52″
OCD33108S	30″	46 1/2″	18″	29 1/2″	30 1/16″	31″	40″	52″
OCD36108S	33″	46 1/2″	21″	32 1/2″	33 1/16″	34″	40″	52″

*Decreased Appliance Opening Width can vary in 1/16″ increments by piecing in frame material.

**Increased Appliance Opening Width can vary in 1/16″ increments by cutting out the frame stiles.

***Appliance Opening Height could have a variance of 1/16″. By changing openings, it may require the door/drawer openings to change.

Door & Drawer Modifications - See page E•4.

A	CG	CM	FH	GM	IBO	MFO	NBO	PEGS	PM	SDRWS	SM
	•	•	•	•	•	•	•	•	•		•

End Panel Modifications - See page E•8.

BBS	DDE	F	FPE	IPE	RPE	SEBK	SED
	•			+		+	

Custom Modifications - See page E•12.

ADDTK	ADRW	AF	ART	AS	ATTTK	BBKI	CBO	CCO	CD	CFNTO	CFRMO	CH	CND	CS1	CW	DRWTK	EX	EXD	EXO	EXU	FLUTE
		•	•		•		•	•	+	•	•	+	•	•	+	+	+		+	•	•

FP	FTK	LSD	MI	OBRB	PFBP	RDD	RFLUTE	RTK	RTK6	SCPDRW	TD	TKP	VR	VTK	WS	WTCD	WTKCUP
	•	•		•			•	•	+		•		•	•	•		

+Modifications with a plus sign (+) have exceptions. In the digital PDF, click on the code in the chart for details. See page E•1 for Modification Index.

TABLE OF CONTENTS – VANITY CABINETS

Vanity Wall Cabinets ..... L•2
Vanity Base Cabinets ..... L•4
Vanity Sink Base Cabinets ..... L•6
Vanity Collections ..... L•8
Vanity Drawer Base Cabinets ..... L•18
Linen Cabinets ..... L•22
Vanity Wall Hung Cabinets ..... L•26
Linen Tower Cabinets ..... L•33

VANITY CABINETS

Vanity Cabinet Nomenclature

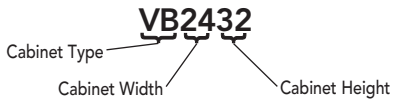

Modification Grid Key

+	Available with exceptions
•	Available

Door & Drawer Modifications

Modification	Description
CG	Cut-for-glass
CM	Classic Mullion Door
FH	Finial Hinges
GM	Gallery Mullion Door
IBO	Inset Beaded Overlay
MFO	Modified Full Overlay
NBO	Inset Non-Beaded Overlay
PEGS	Faux Square Peg
PM	Prairie Mullion Door
SDRWS	Split Drawers
SGLPN	Single Panel Tall Door
SM	Shaker Mullion Door

End Panel Modifications

Modification	Description
BBS	Beadboard Side
DDE	Decorative Door on End
F	Finished End
FDE	Functional Door on End
FPE	Furniture Plywood End
IPE	Inset Panel End
RPE	Recessed or Raised Panel End
SEBK	Side Extended Back
SED	Side Extended Down

Custom Modifications

Modification	Description
ADDTK	Add Toekick
ADRW	Add Drawer
ART	Adjustable Roll Trays
AS	Additional Shelf
ATTTK	Attach Toekick
BBKI	Beadboard Back Interior
CBO	Cabinet Box Only
CCO	Cabinet Case Only
CD	Change Depth
CFNTO	Cabinet Front Only
CFRMO	Cabinet Face Frame Only
CH	Change Height
CHGDRW	Charging Drawer
CMAT	CabMat™
CND	Cabinet No Door
CS1	Add Center Stile
CW	Change Width
DRWTK	Drawer Toekick
EX	Extended Stile
EXD	Extended Down
EXO	Extended Stile with Overlay
EXU	Extended Up
FLUTE	Fluting
FP	False Panel
FTK	Flush Toekick
INVS	Inverted Stile
LSD	Loose Doors and/or Drawer Fronts
MI	Matching Interior
OBRB	Open Bottom Rail Base
PFBP	Prep for Finished Bottom with Panel
RFLUTE	Rosette Fluting
RTK	Recessed Toekick
RTK6	Recessed Toekick, 6"
SCPDRW	Scooped Drawer
TD	Tray Divider
TKP	Toekick Pedestal
UDRW	U-shaped Drawer
URT	U-shaped Roll Tray
VLSO	Vanity L-shaped Organizer
VR	Valance Rail
VTK	Void Toekick
VWB	Vanity Wastebasket
WS	Wide Stile

Vanity Wall, 30″ High,

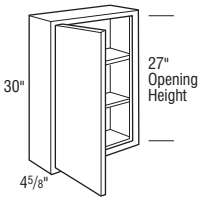

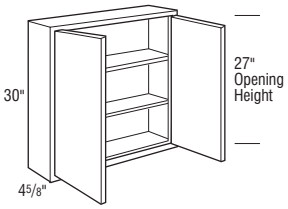

	C	D	F	H	I	J	K	L	M	O	P	Q
VW1230 L or R	962	890	819	777	765	736	725	713	685	679	636	625
VW1530 L or R	997	915	833	797	786	754	738	729	707	699	652	642
VW1830 L or R	1088	999	911	867	848	823	797	793	767	754	708	692
VW2130 L or R	1120	1040	961	907	890	861	839	828	800	791	744	736
VW2430 L or R	1188	1099	1009	956	939	909	890	876	848	833	787	771
VW2430	1512	1398	1284	1203	1177	1136	1122	1109	1062	1056	1006	981
VW3030	1632	1508	1383	1317	1289	1251	1220	1204	1166	1146	1081	1047

Door & Drawer Modifications - See page E•4.

CG	CM	FH	GM	IBO	MFO	NBO	PEGS	PM	SDRWS	SGLPN	SM
•	•	•	+	•	•	•	•	•			•

End Panel Modifications - See page E•8.

BBS	DDE	F	FDE	FPE	IPE	RPE	SEBK	SED
•		•		•			•	•

Custom Modifications - See page E•12.

ADDTK	ADRW	ART	AS	ATTTK	BBKI	CBO	CCO	CD	CFNTO	CFRMO	CH	CHGDRW	CMAT	CND	CS1	CW	DRWTK	EX	EXD	EXO	EXU
					•	•	•	+	•	•	+			•	+	+		•		•	•

FLUTE	FP	FTK	INVS	LSD	MI	OBRB	PFBP	RFLUTE	RTK	RTK6	SCPDRW	TD	TKP	UDRW	URT	VLSO	VR	VTK	VWB	WS
•			•	•	•	+		•									+			+

+Modifications with a plus sign (+) have exceptions. In the digital PDF, click on the code in the chart for details. See page E•1 for Modification Index.

Vanity Wall Mirror, 30″ High

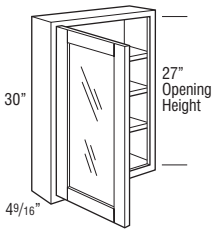

VW18305M L or R	1226	1137	1049	1005	986	961	935	931	905	892	846	830
VW24305M L or R	1317	1228	1138	1085	1068	1038	1019	1005	977	962	916	900

- Unit intended to be surface mounted. Features standard 1/4″ face frame reveal on ends.

Door & Drawer Modifications - See page E•4.

CG	CM	FH	GM	IBO	MFO	NBO	PEGS	PM	SDRWS	SGLPN	SM
							•				

End Panel Modifications - See page E•8.

BBS	DDE	F	FDE	FPE	IPE	RPE	SEBK	SED
•		•		•			•	•

Custom Modifications - See page E•12.

ADDTK	ADRW	ART	AS	ATTTK	BBKI	CBO	CCO	CD	CFNTO	CFRMO	CH	CHGDRW	CMAT	CND	CS1	CW	DRWTK	EX	EXD	EXO	EXU
					•	•	•	+	•	•	+					+		•		•	•

FLUTE	FP	FTK	INVS	LSD	MI	OBRB	PFBP	RFLUTE	RTK	RTK6	SCPDRW	TD	TKP	UDRW	URT	VLSO	VR	VTK	VWB	WS
			•	•	•															

+Modifications with a plus sign (+) have exceptions. In the digital PDF, click on the code in the chart for details. See page E•1 for Modification Index.

Vanity Wall Recessed Medicine, 24″ High

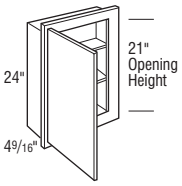

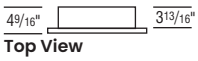

Top View

VWRM1524 L or R	997	915	833	797	786	754	738	729	707	699	652	642

- To recess use opening 1″ less than overall dimension.
- Cut-out size is 14″ W x 22 1/2″ H x 4″ D .

Door & Drawer Modifications - See page E•4.

CG	CM	FH	G	IBO M	MFO	NBO	PEGS	PM	SDRWS	SGLPN	SM
•	•	•	•	•		•	•	•			•

End Panel Modifications - See page E•8.

BBS	DDE	F	FDE	FPE	IPE	RPE	SEBK	SED

Custom Modifications - See page E•12.

ADDTK	ADRW	ART	AS	ATTTK	BBKI	CBO	CCO	CD	CFNTO	CFRMO	CH	CHGDRW	CMAT	CND	CS1	CW	DRWTK	EX	EXD	EXO	EXU
					•	•	•	+	•	•	+			•		+		•		•	•

FLUTE	FP	FTK	INVS	LSD	MI	OBRB	PFBP	RFLUTE	RTK	RTK6	SCPDRW	TD	TKP	UDRW	URT	VLSO	VR	VTK	VWB	WS
•				•	•			•									•			•

+Modifications with a plus sign (+) have exceptions. In the digital PDF, click on the code in the chart for details. See page E•1 for Modification Index.

Wall Recessed Medicine with Mirror

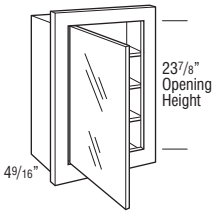

	C	D	F	H	I	J	K	L	M	O	P	Q
VWRM16274M	953	871	789	753	742	710	694	685	663	655	608	598

- Unit can be surface mounted or recessed.
- Door of cabinet is glass mirror, 12 5/8" wide x 23 1/2" high.
- Cabinet has wood frame.
- Finished exterior.

	Cabinet Dimensions			Cut-out Dimensions		
Model	Width	Height	Depth	Width	Height	Depth
VWRM16274M	15 3/4"	26 7/8"	4 9/16"	14 7/16"	25 5/8"	4"

Door & Drawer Modifications - See page E•4.

CG	CM	FH	GM	IBO	MFO	NBO	PEGS	PM	SDRWS	SGLPN	SM
				•		•					

End Panel Modifications - See page E•8.

BBS	DDE	F	FDE	FPE	IPE	RPE	SEBK	SED

Custom Modifications - See page E•12.

ADDTK	ADRW	ART	AS	ATTTK	BBKI	CBO	CCO	CD	CFNTO	CFRMO	CH	CHGDRW	CMAT	CND	CS1	CW	DRWTK	EX	EXD	EXO	EXU
					•	•	•	+	•	•	+					+		•		•	•

FLUTE	FP	FTK	INVS	LSD	MI	OBRB	PFBP	RFLUTE	RTK	RTK6	SCPDRW	TD	TKP	UDRW	URT	VLSO	VR	VTK	VWB	WS
					•															

+Modifications with a plus sign (+) have exceptions. In the digital PDF, click on the code in the chart for details. See page E•1 for Modification Index.

Wall Recessed Medicine with Mirror Tri-view

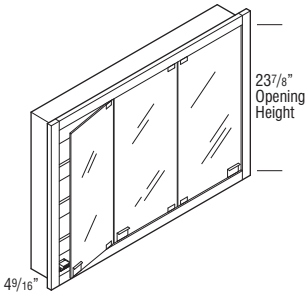

VWRM30274MTV	1093	1011	929	893	882	850	834	825	803	795	748	738
VWRM36274MTV	1136	1054	972	936	925	893	877	868	846	838	791	781
VWRM48274MTV	1242	1160	1078	1042	1031	999	983	974	952	944	897	887

- Cabinet has wood frame.
- Unit can be surface mounted or recessed.
- Finished exterior.

	Cabinet Dimensions			Cut-out Dimensions		
Model	Width	Height	Depth	Width	Height	Depth
VWRM30274MTV	30"	26 7/8"	4 9/16"	28 11/16"	25 5/8"	4"
VWRM36274MTV	36"	26 7/8"	4 9/16"	34 11/16"	25 5/8"	4"
VWRM48274MTV	48"	26 7/8"	4 9/16"	46 11/16"	25 5/8"	4"

Door & Drawer Modifications - See page E•4.

CG	CM	FH	GM	IBO	MFO	NBO	PEGS	PM	SDRWS	SGLPN	SM
				•		•					

End Panel Modifications - See page E•8.

BBS	DDE	F	FDE	FPE	IPE	RPE	SEBK	SED

Custom Modifications - See page E•12.

ADDTK	ADRW	ART	AS	ATTTK	BBKI	CBO	CCO	CD	CFNTO	CFRMO	CH	CHGDRW	CMAT	CND	CS1	CW	DRWTK	EX	EXD	EXO	EXU
					•	•	•	+		•	+					+		•		•	•

FLUTE	FP	FTK	INVS	LSD	MI	OBRB	PFBP	RFLUTE	RTK	RTK6	SCPDRW	TD	TKP	UDRW	URT	VLSO	VR	VTK	VWB	WS
					•															

+Modifications with a plus sign (+) have exceptions. In the digital PDF, click on the code in the chart for details. See page E•1 for Modification Index.

Vanity Base, 32″ or 34 1/2″ High

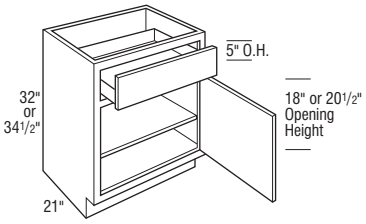

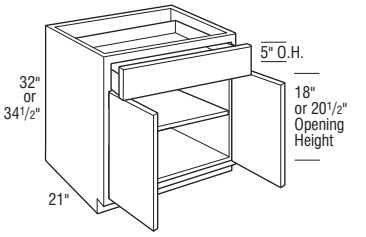

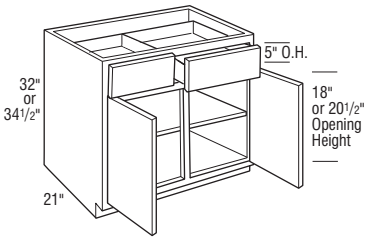

	C	D	F	H	I	J	K	L	M	O	P	Q
VB1232 L or R	1379	1271	1164	1102	1084	1046	1025	1010	978	964	908	885
VB1532 L or R	1436	1320	1205	1164	1136	1098	1075	1057	1025	1009	940	917
VB1832 L or R	1522	1399	1276	1210	1188	1142	1120	1107	1072	1056	998	974
VB2132 L or R	1544	1428	1312	1244	1221	1183	1151	1141	1102	1092	1019	1000
VB2432 L or R	1605	1478	1352	1290	1268	1225	1213	1183	1140	1126	1056	1038
VB12 L or R	1437	1327	1217	1151	1132	1095	1070	1057	1021	1009	950	926
VB15 L or R	1496	1380	1263	1217	1186	1148	1123	1104	1070	1056	981	959
VB18 L or R	1593	1464	1335	1266	1241	1195	1173	1158	1120	1103	1042	1018
VB21 L or R	1617	1494	1371	1301	1277	1236	1204	1194	1151	1140	1066	1043
VB24 L or R	1678	1547	1416	1348	1326	1278	1271	1236	1193	1177	1103	1085
VB2432	2037	1878	1719	1634	1598	1548	1518	1499	1441	1428	1337	1315
VB2732	2248	2069	1889	1800	1766	1705	1660	1644	1590	1567	1473	1441
VB3032	2302	2124	1945	1852	1818	1756	1718	1697	1642	1618	1518	1493
VB3332	2367	2180	1992	1892	1856	1799	1757	1729	1677	1648	1557	1528
VB3632	2435	2243	2052	1957	1917	1852	1818	1784	1727	1705	1598	1567
VB3932	2495	2304	2112	2008	1967	1901	1861	1833	1776	1749	1645	1612
VB24	2130	1964	1799	1708	1671	1617	1588	1567	1508	1494	1399	1376
VB27	2350	2164	1978	1882	1847	1783	1736	1719	1663	1641	1540	1508
VB30	2414	2225	2037	1936	1901	1837	1798	1774	1717	1692	1588	1561
VB33	2481	2283	2084	1980	1939	1879	1838	1809	1752	1724	1626	1595
VB36	2541	2345	2149	2045	2005	1936	1901	1867	1808	1783	1671	1641
VB39	2616	2411	2206	2100	2059	1989	1944	1919	1857	1832	1720	1686
VB4232	2563	2367	2171	2055	2017	1948	1907	1879	1821	1796	1690	1652
VB4532	2736	2539	2342	2225	2183	2119	2075	2046	1988	1959	1851	1807
VB4832	2820	2595	2370	2246	2201	2125	2080	2052	1989	1963	1857	1822
VB42	2680	2474	2268	2152	2110	2040	1994	1966	1904	1876	1770	1727
VB45	2856	2652	2448	2327	2285	2218	2168	2141	2076	2048	1935	1888
VB48	2946	2712	2477	2346	2300	2228	2175	2149	2078	2052	1940	1907

Door & Drawer Modifications - See page E•4.

CG	CM	FH	GM	IBO	MFO	NBO	PEGS	PM	SDRWS	SGLPN	SM
		•		•		•	•		+		

End Panel Modifications - See page E•8.

BBS	DDE	F	FDE	FPE	IPE	RPE	SEBK	SED
•	•	•	•	•	•	•	•	

Custom Modifications - See page E•12.

ADDTK	ADRW	ART	AS	ATTTK	BBKI	CBO	CCO	CD	CFNTO	CFRMO	CH	CHGDRW	CMAT	CND	CS1	CW	DRWTK	EX	EXD	EXO	EXU
		•			•	•	•	+	•	•	+	+		•	+	+	+	•		•	•

FLUTE	FP	FTK	INVS	LSD	MI	OBRB	PFBP	RFLUTE	RTK	RTK6	SCPDRW	TD	TKP	UDRW	URT	VLSO	VR	VTK	VWB	WS
•	•	+		•	•	•		•	•	+	•	•	•	+	+		+	•		+

+Modifications with a plus sign (+) have exceptions. In the digital PDF, click on the code in the chart for details. See page E•1 for Modification Index.

Vanity Base with Full Height Door, 32″ or 34 1/2″ High

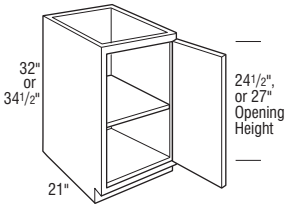

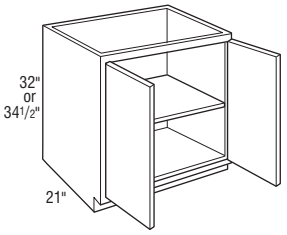

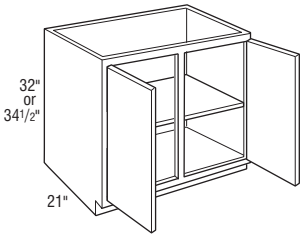

		C	D	F	H	I	J	K	L	M	O	P	Q
VB1232FH L or R		1379	1271	1164	1102	1084	1046	1025	1010	978	964	908	885
VB1532FH L or R		1436	1320	1205	1164	1136	1098	1075	1057	1025	1009	940	917
VB1832FH L or R		1522	1399	1276	1210	1188	1142	1120	1107	1072	1056	998	974
VB2132FH L or R		1544	1428	1312	1244	1221	1183	1151	1141	1102	1092	1019	1000
VB2432FH L or R		1605	1478	1352	1290	1268	1225	1205	1183	1140	1126	1056	1038
VB12FH L or R		1437	1327	1217	1151	1132	1095	1070	1057	1021	1009	950	926
VB15FH L or R		1496	1380	1263	1217	1186	1148	1123	1104	1070	1056	981	959
VB18FH L or R		1593	1464	1335	1266	1241	1195	1173	1158	1120	1103	1042	1018
VB21FH L or R		1617	1494	1371	1301	1277	1236	1204	1194	1151	1140	1066	1043
VB24FH L or R		1678	1547	1416	1348	1326	1278	1263	1236	1193	1177	1103	1085
VB2432FH		2033	1875	1717	1624	1590	1537	1512	1497	1437	1427	1335	1313
VB2732FH		2241	2062	1883	1777	1745	1690	1652	1634	1576	1557	1466	1437
VB3032FH		2302	2119	1936	1845	1805	1747	1709	1690	1634	1612	1511	1478
VB3332FH		2367	2180	1992	1892	1856	1799	1757	1729	1677	1648	1557	1528
VB3632FH		2437	2241	2045	1938	1901	1837	1805	1777	1712	1697	1597	1566
VB3932FH		2493	2298	2103	1989	1948	1883	1851	1823	1757	1743	1642	1609
VB24FH		2126	1961	1796	1697	1663	1611	1581	1566	1503	1493	1398	1374
VB27FH		2341	2155	1969	1860	1823	1770	1727	1708	1646	1626	1532	1503
VB30FH		2410	2218	2025	1929	1887	1829	1788	1770	1708	1686	1580	1547
VB33FH		2481	2283	2084	1980	1939	1879	1838	1809	1752	1724	1626	1595
VB36FH		2548	2344	2140	2026	1989	1921	1887	1860	1793	1774	1670	1640
VB39FH		2614	2407	2200	2078	2040	1969	1935	1908	1838	1821	1717	1682
VB4232FH		2549	2353	2157	2038	1995	1932	1888	1868	1802	1781	1681	1645
VB4532FH		2678	2466	2255	2138	2099	2026	1987	1962	1889	1868	1761	1724
VB4832FH		2796	2577	2359	2237	2194	2120	2079	2048	1982	1953	1839	1802
VB42FH		2677	2465	2253	2128	2087	2019	1976	1953	1883	1864	1754	1720
VB45FH		2797	2577	2358	2234	2193	2119	2075	2051	1978	1953	1839	1804
VB48FH		2925	2697	2468	2341	2294	2219	2174	2146	2072	2042	1926	1883

Door & Drawer Modifications - See page E•4.

CG	CM	FH	GM	IBO	MFO	NBO	PEGS	PM	SDRWS	SGLPN	SM
		•		•		•	•				

End Panel Modifications - See page E•8.

BBS	DDE	F	FDE	FPE	IPE	RPE	SEBK	SED
•	•	•	•	•	•	•	•	

Custom Modifications - See page E•12.

ADDTK	ADRW	ART	AS	ATTTK	BBKI	CBO	CCO	CD	CFNTO	CFRMO	CH	CHGDRW	CMAT	CND	CS1	CW	DRWTK	EX	EXD	EXO	EXU
		•	•		•	•	•	+	•	•	+			•	+	+	+	•		•	•

FLUTE	FP	FTK	INVS	LSD	MI	OBRB	PFBP	RFLUTE	RTK	RTK6	SCPDRW	TD	TKP	UDRW	URT	VLSO	VR	VTK	VWB	WS
•		+		•	•	•		•	•	+		•	•		+		+	•		+

+Modifications with a plus sign (+) have exceptions. In the digital PDF, click on the code in the chart for details. See page E•1 for Modification Index.

Vanity Pantry Pull-out, 34 1/2″ High

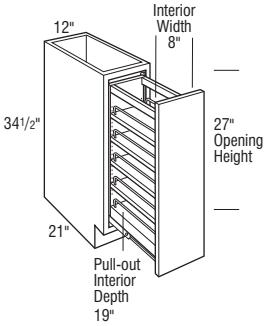

	C	D	F	H	I	J	K	L	M	O	P	Q
VPP12	2048	1936	1824	1762	1743	1705	1682	1664	1633	1618	1558	1534

- Pull-out features three adjustable shelves with chrome rail sides.

Door & Drawer Modifications - See page E•4.

CG	CM	FH	GM	IBO	MFO	NBO	PEGS	PM	SDRWS	SGLPN	SM
				•		•	•				

End Panel Modifications - See page E•8.

BBS	DDE	F	FDE	FPE	IPE	RPE	SEBK	SED
•	•	•		•	•	•	•	

Custom Modifications - See page E•12.

ADDTK	ADRW	ART	AS	ATTTK	BBKI	CBO	CCO	CD	CFNTO	CFRMO	CH	CHGDRW	CMAT	CND	CS1	CW	DRWTK	EX	EXD	EXO	EXU
					•			+			+					+		•		•	•

FLUTE	FP	FTK	INVS	LSD	MI	OBRB	PFBP	RFLUTE	RTK	RTK6	SCPDRW	TD	TKP	UDRW	URT	VLSO	VR	VTK	VWB	WS
•		+			•	•		•	•	+			•					•		

+Modifications with a plus sign (+) have exceptions. In the digital PDF, click on the code in the chart for details. See page E•1 for Modification Index.

Vanity Sink Base, 32″ or 34 1/2″ High

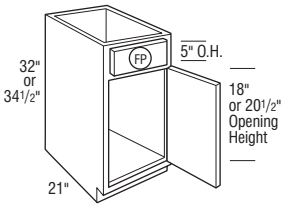

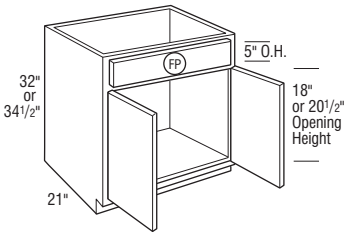

	C	D	F	H	I	J	K	L	M	O	P	Q
VSB1832 L or R	1375	1276	1176	1110	1092	1049	1030	1012	980	971	915	898
VSB2132 L or R	1436	1320	1205	1164	1136	1098	1075	1057	1025	1009	940	917
VSB2432 L or R	1483	1365	1248	1184	1164	1120	1100	1088	1046	1037	974	954
VSB18 L or R	1441	1335	1229	1163	1140	1099	1082	1060	1027	1014	956	940
VSB21 L or R	1496	1380	1263	1217	1186	1148	1123	1104	1070	1056	981	959
VSB24 L or R	1551	1428	1305	1238	1217	1173	1150	1136	1095	1084	1018	1000
VSB2432	1896	1747	1598	1497	1465	1418	1403	1384	1323	1322	1247	1217
VSB2732	2075	1910	1744	1645	1617	1565	1534	1510	1457	1438	1357	1332
VSB3032	2098	1933	1768	1686	1645	1590	1565	1537	1491	1465	1381	1348
VSB3332	2159	1990	1821	1730	1699	1644	1612	1588	1534	1513	1420	1396
VSB3632	2241	2062	1883	1777	1745	1690	1652	1634	1576	1557	1466	1437
VSB3932	2284	2102	1921	1824	1793	1730	1699	1671	1617	1593	1499	1465
VSB24	1987	1829	1671	1566	1531	1482	1467	1448	1384	1381	1304	1273
VSB27	2169	1996	1822	1720	1691	1635	1607	1578	1523	1504	1418	1392
VSB30	2195	2022	1848	1761	1720	1663	1635	1611	1559	1531	1441	1411
VSB33	2253	2079	1904	1810	1776	1719	1686	1660	1607	1583	1484	1457
VSB36	2341	2155	1969	1860	1823	1770	1727	1708	1646	1626	1532	1503
VSB39	2382	2196	2010	1910	1875	1810	1776	1748	1691	1665	1567	1531

- Touch-up kit (TUK) and Cabinet Adjustment Guide included. Excludes Brushed Finishes.

(FP) **False Panel**

Door & Drawer Modifications - See page E•4.

CG	CM	FH	GM	IBO	MFO	NBO	PEGS	PM	SDRWS	SGLPN	SM
		•		•		•	•		+		

End Panel Modifications - See page E•8.

BBS	DDE	F	FDE	FPE	IPE	RPE	SEBK	SED
•	•	•	•	•	•	•	•	

Custom Modifications - See page E•12.

ADDTK	ADRW	ART	AS	ATTTK	BBKI	CBO	CCO	CD	CFNTO	CFRMO	CH	CHGDRW	CMAT	CND	CS1	CW	DRWTK	EX	EXD	EXO	EXU
		•			•	•	•	+	•	•	+		+	•	+	+	+	•		•	•

FLUTE	FP	FTK	INVS	LSD	MI	OBRB	PFBP	RFLUTE	RTK	RTK6	SCPDRW	TD	TKP	UDRW	URT	VLSO	VR	VTK	VWB	WS
•		•		•	•	•		•	•	+		•	•		+	+	•	•	•	•

+Modifications with a plus sign (+) have exceptions. In the digital PDF, click on the code in the chart for details. See page E•1 for Modification Index.

Vanity Sink Base, 32″ or 34 1/2″ High (continued)

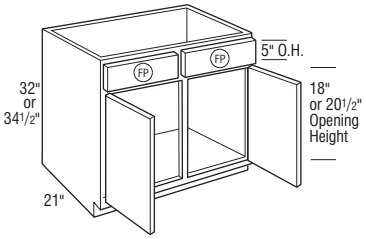

		C	D	F	H	I	J	K	L	M	O	P	Q
VSB4232		2322	2140	1959	1874	1835	1776	1743	1712	1655	1635	1528	1499
VSB4532		2443	2255	2066	1967	1929	1865	1826	1802	1743	1712	1612	1577
VSB4832		2568	2370	2172	2062	2020	1953	1916	1885	1823	1799	1692	1655
VSB42		2427	2238	2048	1959	1920	1857	1821	1793	1730	1709	1595	1567
VSB45		2555	2358	2160	2059	2014	1948	1911	1883	1821	1793	1686	1649
VSB48		2686	2477	2269	2155	2111	2042	2000	1971	1908	1879	1772	1730

- Touch-up kit (TUK) and Cabinet Adjustment Guide included. Excludes Brushed Finishes.

(FP) **False Panel**

Door & Drawer Modifications - See page E•4.

CG	CM	FH	GM	IBO	MFO	NBO	PEGS	PM	SDRWS	SGLPN	SM
		•		•		•	•				

End Panel Modifications - See page E•8.

BBS	DDE	F	FDE	FPE	IPE	RPE	SEBK	SED
•	•	•	•	•	•	•	•	

Custom Modifications - See page E•12.

ADDTK	ADRW	ART	AS	ATTTK	BBKI	CBO	CCO	CD	CFNTO	CFRMO	CH	CHGDRW	CMAT	CND	CS1	CW	DRWTK	EX	EXD	EXO	EXU
		•			•	•	•	+	•	•	+			•		+		•		•	•

FLUTE	FP	FTK	INVS	LSD	MI	OBRB	PFBP	RFLUTE	RTK	RTK6	SCPDRW	TD	TKP	UDRW	URT	VLSO	VR	VTK	VWB	WS
•		•		•	•	•		•	•	•		•	•			+		•	•	•

+Modifications with a plus sign (+) have exceptions. In the digital PDF, click on the code in the chart for details. See page E•1 for Modification Index.

Vanity Sink Base, 32″ or 34 1/2″ High

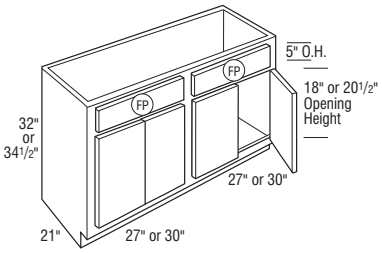

		C	D	F	H	I	J	K	L	M	O	P	Q
VSB5432-4		3725	3436	3147	2986	2927	2835	2779	2733	2647	2607	2455	2407
VSB54-4		3893	3594	3295	3120	3061	2964	2903	2862	2765	2726	2565	2517
VSB6032-4		3821	3520	3219	3068	3006	2910	2846	2807	2716	2675	2512	2461
VSB60-4		3993	3679	3366	3207	3143	3041	2978	2938	2841	2801	2626	2573

- Touch-up kit (TUK) and Cabinet Adjustment Guide included. Excludes Brushed Finishes.

(FP) **False Panel**

Door & Drawer Modifications - See page E•4.

CG	CM	FH	GM	IBO	MFO	NBO	PEGS	PM	SDRWS	SGLPN	SM
		•		•		•	•				

End Panel Modifications - See page E•8.

BBS	DDE	F	FDE	FPE	IPE	RPE	SEBK	SED
•	•	•	•	•	•	•	•	

Custom Modifications - See page E•12.

ADDTK	ADRW	ART	AS	ATTTK	BBKI	CBO	CCO	CD	CFNTO	CFRMO	CH	CHGDRW	CMAT	CND	CS1	CW	DRWTK	EX	EXD	EXO	EXU
		•				•	•	+	•	•	+		•	•		+		•		•	•

FLUTE	FP	FTK	INVS	LSD	MI	OBRB	PFBP	RFLUTE	RTK	RTK6	SCPDRW	TD	TKP	UDRW	URT	VLSO	VR	VTK	VWB	WS
•		•		•	•	•		•	•	•		•	•					•		•

+Modifications with a plus sign (+) have exceptions. In the digital PDF, click on the code in the chart for details. See page E•1 for Modification Index.

Vanity Sink Base with U-shaped Pull-out Trays, Chrome, 32″ or 34 1/2″ High

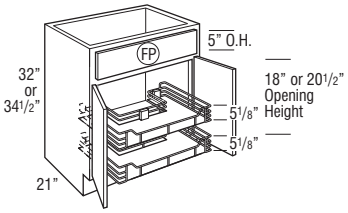

		C	D	F	H	I	J	K	L	M	O	P	Q
VSB3032UPOC		2169	2004	1839	1757	1716	1661	1636	1608	1562	1536	1452	1419
VSB3632UPOC		2327	2148	1969	1863	1831	1776	1738	1718	1662	1643	1552	1523
VSB30UPOC		2310	2126	1978	1896	1871	1833	1820	1796	1756	1737	1660	1646
VSB36UPOC		2480	2234	2078	1994	1984	1953	1927	1909	1863	1857	1768	1760

- Touch-up kit (TUK) and Cabinet Adjustment Guide included. Excludes Brushed Finishes.
- Includes two chrome U-shaped soft-close pull-outs with non-slip gray shelf liner.
- Bottom pull-out cut-out for U-shape is 6 1/8" from back of cabinet and 15 3/4" wide.
- Top pull-out cut-out for U-shape is 12 1/8" from back of cabinet and 15 3/4" wide.
- 30" wide pull-outs are 25 1/4" wide and 17" deep.
- 36" wide pull-outs are 31 1/4" wide and 17" deep.

Door & Drawer Modifications - See page E•4.

CG	CM	FH	GM	IBO	MFO	NBO	PEGS	PM	SDRWS	SGLPN	SM
		•									

End Panel Modifications - See page E•8.

BBS	DDE	F	FDE	FPE	IPE	RPE	SEBK	SED
•	•	•	•	•			•	

Custom Modifications - See page E•12.

ADDTK	ADRW	ART	AS	ATTTK	BBKI	CBO	CCO	CD	CFNTO	CFRMO	CH	CHGDRW	CMAT	CND	CS1	CW	DRWTK	EX	EXD	EXO	EXU
					•	•	•	+	•	•	+			•		+	•	•		•	•

FLUTE	FP	FTK	INVS	LSD	MI	OBRB	PFBP	RFLUTE	RTK	RTK6	SCPDRW	TD	TKP	UDRW	URT	VLSO	VR	VTK	VWB	WS
•		•		•	•	•		•	•	•			•					•		

+Modifications with a plus sign (+) have exceptions. In the digital PDF, click on the code in the chart for details. See page E•1 for Modification Index.

Vanity Collection E, 32″ or 34 1/2″ High

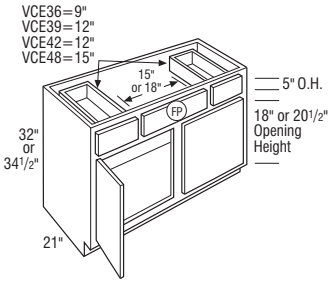

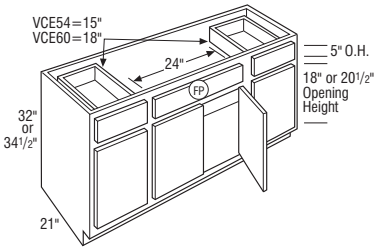

		C	D	F	H	I	J	K	L	M	O	P	Q
VCE3632†		2549	2350	2150	2027	1990	1921	1882	1860	1796	1776	1670	1643
VCE3932†		2689	2481	2272	2152	2110	2038	1995	1970	1903	1881	1767	1735
VCE4232		2828	2611	2393	2276	2229	2155	2108	2079	2010	1985	1863	1826
VCE4832		2940	2713	2485	2355	2311	2234	2191	2159	2085	2059	1934	1898
VCE36†		2670	2460	2249	2121	2079	2010	1968	1943	1876	1857	1747	1718
VCE39†		2813	2596	2377	2251	2204	2131	2086	2059	1990	1965	1846	1815
VCE42		2956	2731	2505	2380	2328	2251	2204	2174	2103	2073	1945	1911
VCE48		3076	2838	2601	2467	2418	2336	2290	2257	2182	2154	2023	1987
†Butt doors standard.													
VCE5432		3907	3601	3295	3118	3058	2953	2897	2858	2762	2725	2564	2517
VCE54		4090	3767	3443	3260	3198	3089	3028	2992	2888	2849	2681	2632
VCE6032		4052	3739	3425	3259	3198	3089	3027	2979	2885	2840	2668	2612
VCE60		4238	3910	3582	3407	3344	3233	3168	3116	3018	2968	2789	2733

- Touch-up kit (TUK) and Cabinet Adjustment Guide included. Excludes Brushed Finishes.

(FP) **False Panel**

Door & Drawer Modifications - See page E•4.

CG	CM	FH	GM	IBO	MFO	NBO	PEGS	PM	SDRWS	SGLPN	SM
		•		•		•	•				

End Panel Modifications - See page E•8.

BBS	DDE	F	FDE	FPE	IPE	RPE	SEBK	SED
•	•	•	•	•	•	•	•	

Custom Modifications - See page E•12.

ADDTK	ADRW	ART	AS	ATTTK	BBKI	CBO	CCO	CD	CFNTO	CFRMO	CH	CHGDRW	CMAT	CND	CS1	CW	DRWTK	EX	EXD	EXO	EXU
		+			•	•	•	+	•	•	+	+	+	•	+		+	•		•	•

FLUTE	FP	FTK	INVS	LSD	MI	OBRB	PFBP	RFLUTE	RTK	RTK6	SCPDRW	TD	TKP	UDRW	URT	VLSO	VR	VTK	VWB	WS
•	•	•		•	•	•		•	•	•		•	•			+	+	•	•	

+Modifications with a plus sign (+) have exceptions. In the digital PDF, click on the code in the chart for details. See page E•1 for Modification Index.

Vanity Collection Q with Three Drawers, False Panel, 32″ High

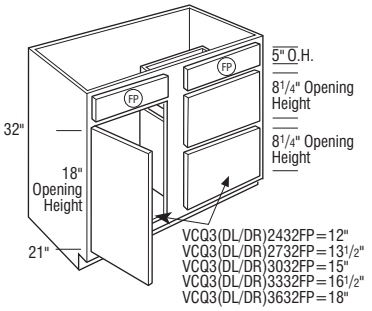

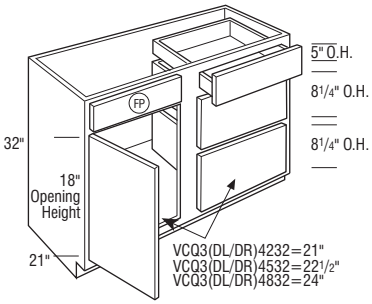

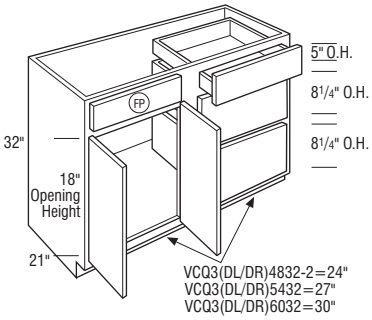

	C	D	F	H	I	J	K	L	M	O	P	Q
VCQ3(DL or DR)2432FP	2057	1898	1739	1644	1616	1560	1530	1505	1456	1437	1352	1327
VCQ3(DL or DR)2732FP	2184	2019	1855	1751	1718	1659	1626	1576	1523	1505	1417	1382
VCQ3(DL or DR)3032FP	2250	2082	1914	1805	1773	1709	1705	1652	1597	1578	1493	1457
VCQ3(DL or DR)3332FP	2240	2070	1900	1794	1761	1700	1668	1614	1561	1542	1452	1417
VCQ3(DL or DR)3632FP	2480	2285	2090	1975	1933	1868	1835	1805	1745	1724	1631	1597
VCQ3(DL or DR)4232	3012	2773	2535	2408	2355	2285	2234	2200	2125	2099	1976	1936
VCQ3(DL or DR)4532	3149	2913	2677	2527	2480	2393	2348	2274	2199	2172	2045	1995
VCQ3(DL or DR)4832	3221	2967	2713	2577	2526	2445	2396	2355	2285	2249	2115	2071
VCQ3(DL or DR)4832-2	3572	3293	3014	2845	2788	2698	2642	2605	2518	2485	2351	2305
VCQ3(DL or DR)5432	3826	3537	3248	3067	3009	2905	2848	2759	2668	2635	2481	2421
VCQ3(DL or DR)6032	4045	3741	3436	3245	3183	3076	3015	2919	2822	2790	2625	2563

- DL/DR refers to Drawers Left/Drawers Right.
- Touch-up kit (TUK) and Cabinet Adjustment Guide included. Excludes Brushed Finishes.

(FP) **False Panel**

Door & Drawer Modifications - See page E•4.

CG	CM	FH	GM	IBO	MFO	NBO	PEGS	PM	SDRWS	SGLPN	SM
		•		•		•	•				

End Panel Modifications - See page E•8.

BBS	DDE	F	FDE	FPE	IPE	RPE	SEBK	SED
•	•	•	•	•	•	•	•	

Custom Modifications - See page E•12.

ADDTK	ADRW	ART	AS	ATTTK	BBKI	CBO	CCO	CD	CFNTO	CFRMO	CH	CHGDRW	CMAT	CND	CS1	CW	DRWTK	EX	EXD	EXO	EXU
		•			•	•	•	+	•	•	+		+	•		+	+	•		•	•

FLUTE	FP	FTK	INVS	LSD	MI	OBRB	PFBP	RFLUTE	RTK	RTK6	SCPDRW	TD	TKP	UDRW	URT	VLSO	VR	VTK	VWB	WS
•	+	•		•	•	•		•	•	•	+	•	•					•	•	

+Modifications with a plus sign (+) have exceptions. In the digital PDF, click on the code in the chart for details. See page E•1 for Modification Index.

Vanity Collection Q with Three Drawers, False Panel, 34 1/2″ High

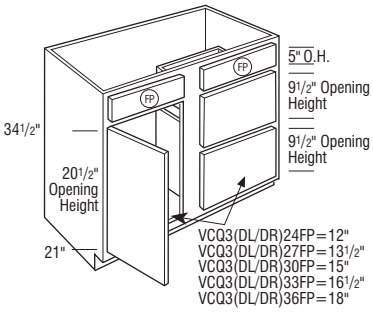

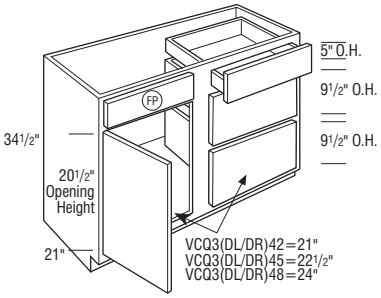

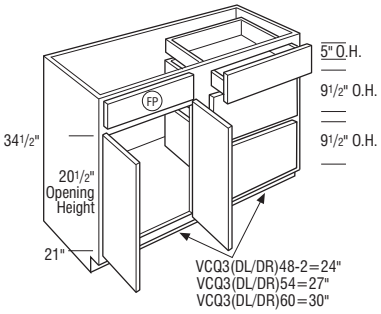

	C	D	F	H	I	J	K	L	M	O	P	Q
VCQ3(DL or DR)24FP	2156	1987	1818	1719	1690	1633	1599	1576	1521	1503	1416	1389
VCQ3(DL or DR)27FP	2287	2113	1940	1832	1799	1737	1702	1649	1595	1576	1482	1447
VCQ3(DL or DR)30FP	2355	2177	1999	1887	1852	1788	1783	1727	1670	1652	1561	1523
VCQ3(DL or DR)33FP	2500	2311	2121	2005	1966	1898	1863	1802	1744	1723	1621	1583
VCQ3(DL or DR)36FP	2586	2386	2185	2066	2022	1953	1920	1887	1823	1804	1705	1670
VCQ3(DL or DR)42	3152	2900	2648	2518	2467	2386	2336	2299	2228	2193	2068	2025
VCQ3(DL or DR)45	3297	3049	2800	2643	2595	2505	2455	2379	2299	2271	2139	2087
VCQ3(DL or DR)48	3369	3104	2838	2697	2642	2554	2507	2467	2386	2351	2212	2166
VCQ3(DL or DR)48-2	3722	3431	3139	2966	2903	2811	2755	2716	2626	2592	2451	2406
VCQ3(DL or DR)54	3647	3371	3096	2924	2868	2771	2716	2630	2544	2513	2365	2309
VCQ3(DL or DR)60	4202	3885	3568	3368	3305	3192	3129	3030	2931	2896	2725	2660

- DL/DR refers to Drawers Left/Drawers Right.
- Touch-up kit (TUK) and Cabinet Adjustment Guide included. Excludes Brushed Finishes.

(FP) **False Panel**

Door & Drawer Modifications - See page E•4.

CG	CM	FH	GM	IBO	MFO	NBO	PEGS	PM	SDRWS	SGLPN	SM
		•		•		•	•				

End Panel Modifications - See page E•8.

BBS	DDE	F	FDE	FPE	IPE	RPE	SEBK	SED
•	•	•	•	•	•	•	•	

Custom Modifications - See page E•12.

ADDTK	ADRW	ART	AS	ATTTK	BBKI	CBO	CCO	CD	CFNTO	CFRMO	CH	CHGDRW	CMAT	CND	CS1	CW	DRWTK	EX	EXD	EXO	EXU
		•			•	•	•	+	•	•	+		+	•		+	+	•		•	•

FLUTE	FP	FTK	INVS	LSD	MI	OBRB	PFBP	RFLUTE	RTK	RTK6	SCPDRW	TD	TKP	UDRW	URT	VLSO	VR	VTK	VWB	WS
•	+	•		•	•	•		•	•	•	+	•	•			+		•	•	

+Modifications with a plus sign (+) have exceptions. In the digital PDF, click on the code in the chart for details. See page E•1 for Modification Index.

Vanity Collection Q with Four Drawers, False Panel, 32″ High

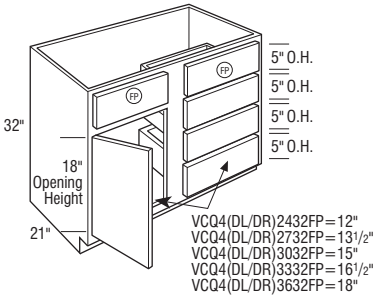

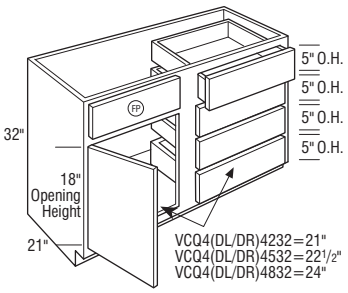

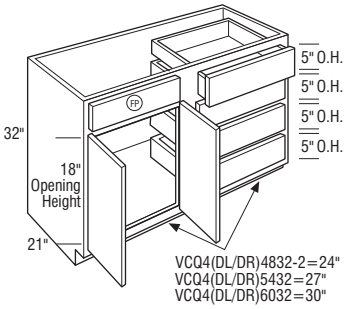

	C	D	F	H	I	J	K	L	M	O	P	Q
VCQ4(DL or DR)2432FP	2472	2279	2087	1972	1940	1873	1837	1805	1747	1725	1623	1593
VCQ4(DL or DR)2732FP	2622	2424	2225	2101	2062	1990	1952	1892	1828	1805	1700	1659
VCQ4(DL or DR)3032FP	2701	2499	2296	2167	2127	2052	2046	1982	1916	1894	1791	1748
VCQ4(DL or DR)3332FP	2688	2484	2280	2154	2113	2040	2003	1936	1874	1850	1742	1700
VCQ4(DL or DR)3632FP	2976	2742	2508	2370	2321	2241	2202	2167	2094	2068	1957	1916
VCQ4(DL or DR)4232	3613	3328	3042	2891	2827	2742	2680	2639	2550	2519	2371	2324
VCQ4(DL or DR)4532	3781	3497	3212	3032	2976	2873	2817	2727	2638	2606	2453	2395
VCQ4(DL or DR)4832	3865	3560	3256	3092	3031	2934	2875	2827	2742	2699	2537	2485
VCQ4(DL or DR)4832-2	4286	3951	3616	3414	3345	3238	3170	3126	3022	2983	2821	2766
VCQ4(DL or DR)5432	4590	4244	3898	3679	3611	3487	3417	3311	3202	3163	2977	2905
VCQ4(DL or DR)6032	4856	4490	4124	3893	3820	3690	3618	3501	3388	3348	3151	3074

- DL/DR refers to Drawers Left/Drawers Right.
- Touch-up kit (TUK) and Cabinet Adjustment Guide included. Excludes Brushed Finishes.

(FP) **False Panel**

Door & Drawer Modifications - See page E•4.

CG	CM	FH	GM	IBO	MFO	NBO	PEGS	PM	SDRWS	SGLPN	SM
		•		•		•	•				

End Panel Modifications - See page E•8.

BBS	DDE	F	FDE	FPE	IPE	RPE	SEBK	SED
•	•	•	•	•	•	•	•	

Custom Modifications - See page E•12.

ADDTK	ADRW	ART	AS	ATTTK	BBKI	CBO	CCO	CD	CFNTO	CFRMO	CH	CHGDRW	CMAT	CND	CS1	CW	DRWTK	EX	EXD	EXO	EXU
		•			•	•	•	+	•	•	+		+	•		+	+	•		•	•

FLUTE	FP	FTK	INVS	LSD	MI	OBRB	PFBP	RFLUTE	RTK	RTK6	SCPDRW	TD	TKP	UDRW	URT	VLSO	VR	VTK	VWB	WS
•	+	•		•	•	•		•	•	•	+		•					•	•	

+Modifications with a plus sign (+) have exceptions. In the digital PDF, click on the code in the chart for details. See page E•1 for Modification Index.

Vanity Collection Q with Four Drawers, False Panel, 34 1/2″ High

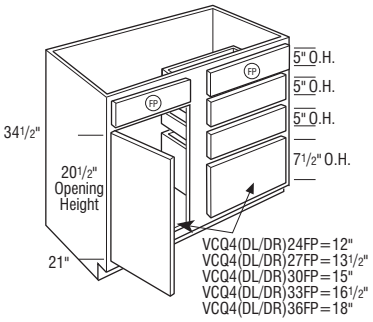

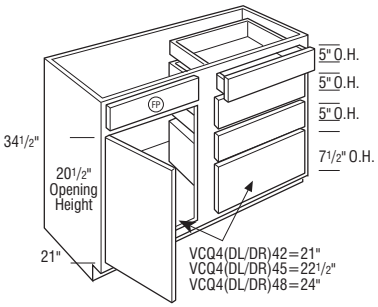

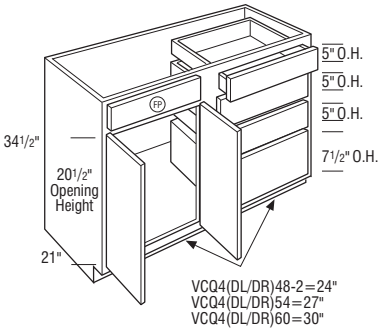

	C	D	F	H	I	J	K	L	M	O	P	Q
VCQ4(DL or DR)24FP	2587	2384	2182	2064	2027	1959	1920	1892	1826	1803	1699	1667
VCQ4(DL or DR)27FP	2743	2536	2328	2199	2158	2084	2044	1978	1914	1892	1779	1736
VCQ4(DL or DR)30FP	2828	2613	2398	2265	2223	2145	2140	2072	2005	1982	1874	1828
VCQ4(DL or DR)33FP	3000	2773	2546	2405	2358	2279	2234	2163	2093	2066	1944	1900
VCQ4(DL or DR)36FP	3104	2863	2622	2480	2426	2343	2303	2265	2188	2165	2046	2005
VCQ4(DL or DR)42	3783	3480	3176	3022	2960	2863	2803	2760	2672	2631	2481	2430
VCQ4(DL or DR)45	3958	3659	3360	3171	3114	3005	2947	2854	2760	2726	2567	2505
VCQ4(DL or DR)48	4043	3724	3405	3236	3170	3064	3008	2960	2863	2821	2654	2600
VCQ4(DL or DR)48-2	4467	4117	3768	3559	3484	3373	3306	3259	3153	3111	2941	2887
VCQ4(DL or DR)54	4376	4045	3715	3508	3443	3325	3259	3156	3052	3016	2838	2771
VCQ4(DL or DR)60	5043	4663	4282	4042	3966	3829	3755	3636	3518	3476	3270	3192

- DL/DR refers to Drawers Left/Drawers Right.
- Touch-up kit (TUK) and Cabinet Adjustment Guide included. Excludes Brushed Finishes.

(FP) **False Panel**

Door & Drawer Modifications - See page E•4.

CG	CM	FH	GM	IBO	MFO	NBO	PEGS	PM	SDRWS	SGLPN	SM
		•		•		•	•				

End Panel Modifications - See page E•8.

BBS	DDE	F	FDE	FPE	IPE	RPE	SEBK	SED
•	•	•	•	•	•	•	•	

Custom Modifications - See page E•12.

ADDTK	ADRW	ART	AS	ATTTK	BBKI	CBO	CCO	CD	CFNTO	CFRMO	CH	CHGDRW	CMAT	CND	CS1	CW	DRWTK	EX	EXD	EXO	EXU
		•			•	•	•	+	•	•	+		+	•		+	+	•		•	•

FLUTE	FP	FTK	INVS	LSD	MI	OBRB	PFBP	RFLUTE	RTK	RTK6	SCPDRW	TD	TKP	UDRW	URT	VLSO	VR	VTK	VWB	WS
•	+	•		•	•	•		•	•	•	+		•					•	•	

+Modifications with a plus sign (+) have exceptions. In the digital PDF, click on the code in the chart for details. See page E•1 for Modification Index.

Vanity Collection B with Three Drawers, 32″ High

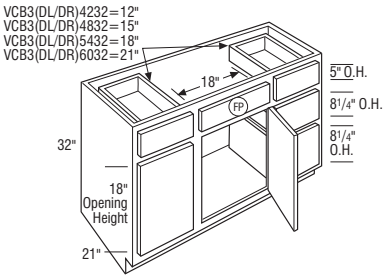

	C	D	F	H	I	J	K	L	M	O	P	Q
VCB3(DL or DR)4232	3922	3610	3297	3136	3076	2968	2911	2877	2773	2733	2568	2520
VCB3(DL or DR)4832	3997	3680	3363	3200	3138	3028	2969	2937	2831	2790	2623	2573
VCB3(DL or DR)5432	4115	3792	3470	3298	3232	3123	3058	3023	2919	2882	2704	2649
VCB3(DL or DR)6032	4201	3867	3534	3364	3302	3188	3123	3081	2978	2940	2756	2704

- Touch-up kit (TUK) and Cabinet Adjustment Guide included. Excludes Brushed Finishes.
- DL/DR refers to Drawers Left/Drawers Right.

(FP) **False Panel**

Door & Drawer Modifications - See page E•4.

CG	CM	FH	GM	IBO	MFO	NBO	PEGS	PM	SDRWS	SGLPN	SM
		•		•		•	•				

End Panel Modifications - See page E•8.

BBS	DDE	F	FDE	FPE	IPE	RPE	SEBK	SED
•	•	•	•	•	•	•	•	

Custom Modifications - See page E•12.

ADDTK	ADRW	ART	AS	ATTTK	BBKI	CBO	CCO	CD	CFNTO	CFRMO	CH	CHGDRW	CMAT	CND	CS1	CW	DRWTK	EX	EXD	EXO	EXU
		•			•	•	•	+	•	•	+			•		+		•		•	•

FLUTE	FP	FTK	INVS	LSD	MI	OBRB	PFBP	RFLUTE	RTK	RTK6	SCPDRW	TD	TKP	UDRW	URT	VLSO	VR	VTK	VWB	WS
•	•	•		•	•	•		•	•	•	•	•	•					•	•	

+Modifications with a plus sign (+) have exceptions. In the digital PDF, click on the code in the chart for details. See page E•1 for Modification Index.

Vanity Collection B with Three Drawers, 34 1/2″ High

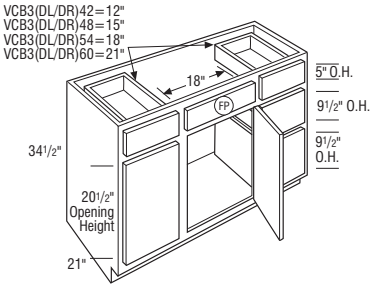

	C	D	F	H	I	J	K	L	M	O	P	Q
VCB3(DL or DR)42	4100	3773	3446	3274	3216	3107	3045	3008	2900	2862	2687	2636
VCB3(DL or DR)48	4179	3848	3518	3345	3282	3170	3108	3070	2957	2920	2740	2691
VCB3(DL or DR)54	4309	3968	3628	3447	3378	3267	3198	3160	3054	3014	2828	2771
VCB3(DL or DR)60	4396	4044	3693	3520	3451	3335	3267	3221	3115	3074	2882	2828

- Touch-up kit (TUK) and Cabinet Adjustment Guide included. Excludes Brushed Finishes.
- DL/DR refers to Drawers Left/Drawers Right.

(FP) **False Panel**

Door & Drawer Modifications - See page E•4.

CG	CM	FH	GM	IBO	MFO	NBO	PEGS	PM	SDRWS	SGLPN	SM
		•		•		•	•				

End Panel Modifications - See page E•8.

BBS	DDE	F	FDE	FPE	IPE	RPE	SEBK	SED
•	•	•	•	•	•	•	•	

Custom Modifications - See page E•12.

ADDTK	ADRW	ART	AS	ATTTK	BBKI	CBO	CCO	CD	CFNTO	CFRMO	CH	CHGDRW	CMAT	CND	CS1	CW	DRWTK	EX	EXD	EXO	EXU
		•			•	•	•	+	•	•	+			•		+		•		•	•

FLUTE	FP	FTK	INVS	LSD	MI	OBRB	PFBP	RFLUTE	RTK	RTK6	SCPDRW	TD	TKP	UDRW	URT	VLSO	VR	VTK	VWB	WS
•	•	•		•	•	•		•	•	•	•	•	•			•		•	•	

+Modifications with a plus sign (+) have exceptions. In the digital PDF, click on the code in the chart for details. See page E•1 for Modification Index.

Vanity Collection D with Six Drawers, 32″ High

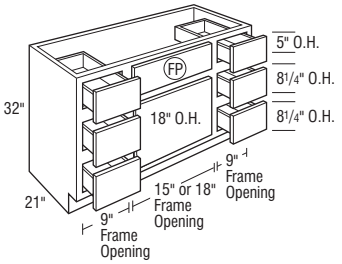

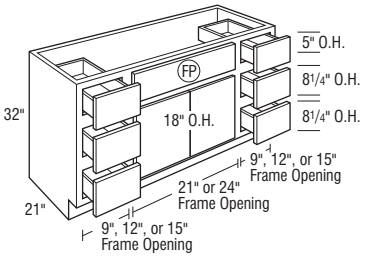

	C	D	F	H	I	J	K	L	M	O	P	Q
VCD6D4232 L or R	4070	3762	3454	3263	3202	3091	3031	2934	2839	2804	2639	2575
VCD6D4532 L or R	4159	3845	3531	3335	3272	3160	3098	2999	2902	2867	2698	2633
VCD6D4832	4248	3928	3608	3406	3342	3228	3164	3064	2965	2929	2756	2690
VCD6D5432	4268	3947	3625	3423	3359	3244	3180	3079	2978	2942	2770	2703
VCD6D5732	4347	4038	3729	3384	3319	3252	3217	3165	3010	3019	2879	2841
VCD6D6032	4425	4128	3832	3344	3278	3260	3254	3250	3041	3096	2987	2979

- Touch-up kit (TUK) and Cabinet Adjustment Guide included. Excludes Brushed Finishes.

(FP) **False Panel**

Door & Drawer Modifications - See page E•4.

CG	CM	FH	GM	IBO	MFO	NBO	PEGS	PM	SDRWS	SGLPN	SM
		•		•		•	•				

End Panel Modifications - See page E•8.

BBS	DDE	F	FDE	FPE	IPE	RPE	SEBK	SED
•	•	•	•	•	•	•	•	

Custom Modifications - See page E•12.

ADDTK	ADRW	ART	AS	ATTTK	BBKI	CBO	CCO	CD	CFNTO	CFRMO	CH	CHGDRW	CMAT	CND	CS1	CW	DRWTK	EX	EXD	EXO	EXU
		•			•	•	•	+	•	•	+	+	+	•		+		•		•	•

FLUTE	FP	FTK	INVS	LSD	MI	OBRB	PFBP	RFLUTE	RTK	RTK6	SCPDRW	TD	TKP	UDRW	URT	VLSO	VR	VTK	VWB	WS
•	•	•		•	•	•		•	•	•	•	•	•					•	•	

+Modifications with a plus sign (+) have exceptions. In the digital PDF, click on the code in the chart for details. See page E•1 for Modification Index.

Vanity Collection D with Six Drawers, 34 1/2″ High

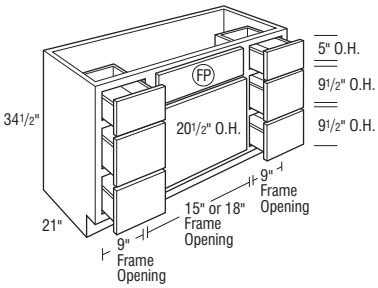

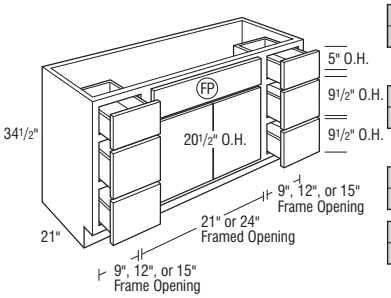

	C	D	F	H	I	J	K	L	M	O	P	Q
VCD6D42 L or R	4145	3833	3520	3324	3263	3151	3088	2990	2893	2857	2690	2625
VCD6D45 L or R	4243	3923	3602	3402	3339	3224	3160	3060	2960	2925	2753	2686
VCD6D48	4340	4012	3684	3480	3414	3297	3232	3129	3027	2992	2815	2747
VCD6D54	4469	4132	3795	3583	3517	3396	3330	3222	3118	3081	2900	2830
VCD6D57	4546	4224	3902	3540	3473	3403	3367	3311	3150	3161	3011	2973
VCD6D60	4622	4315	4008	3496	3429	3410	3403	3399	3182	3240	3121	3116

- Touch-up kit (TUK) and Cabinet Adjustment Guide included. Excludes Brushed Finishes.

(FP) **False Panel**

Door & Drawer Modifications - See page E•4.

CG	CM	FH	GM	IBO	MFO	NBO	PEGS	PM	SDRWS	SGLPN	SM
		•		•		•	•				

End Panel Modifications - See page E•8.

BBS	DDE	F	FDE	FPE	IPE	RPE	SEBK	SED
•	•	•	•	•	•	•	•	

Custom Modifications - See page E•12.

ADDTK	ADRW	ART	AS	ATTTK	BBKI	CBO	CCO	CD	CFNTO	CFRMO	CH	CHGDRW	CMAT	CND	CS1	CW	DRWTK	EX	EXD	EXO	EXU
		•			•	•	•	+	•	•	+	+	+	•		+		•		•	•

FLUTE	FP	FTK	INVS	LSD	MI	OBRB	PFBP	RFLUTE	RTK	RTK6	SCPDRW	TD	TKP	UDRW	URT	VLSO	VR	VTK	VWB	WS
•	•	•		•	•	•		•	•	•	•	•	•			•		•	•	

+Modifications with a plus sign (+) have exceptions. In the digital PDF, click on the code in the chart for details. See page E•1 for Modification Index.

Vanity Collection D with Eight Drawers, 32″ High

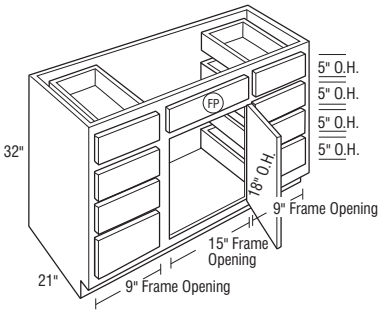

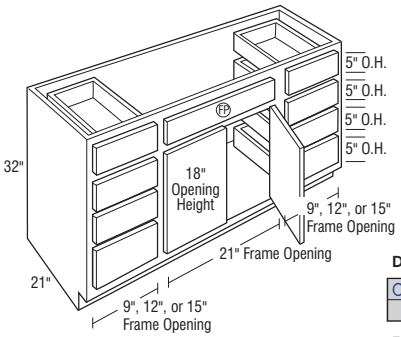

	C	D	F	H	I	J	K	L	M	O	P	Q
VCD8D4232 L or R	4882	4514	4145	3914	3843	3711	3637	3521	3407	3366	3167	3090
VCD8D4832	5098	4713	4328	4087	4010	3873	3797	3677	3556	3515	3307	3228
VCD8D5432	5122	4736	4351	4106	4031	3892	3816	3694	3574	3531	3324	3244
VCD8D6032	5309	4954	4599	4013	3935	3912	3904	3900	3649	3715	3584	3575

- Touch-up kit (TUK) and Cabinet Adjustment Guide included. Excludes Brushed Finishes.

(FP) **False Panel**

Door & Drawer Modifications - See page E•4.

CG	CM	FH	GM	IBO	MFO	NBO	PEGS	PM	SDRWS	SGLPN	SM
		•		•		•	•				

End Panel Modifications - See page E•8.

BBS	DDE	F	FDE	FPE	IPE	RPE	SEBK	SED
•	•	•	•	•	•	•	•	

Custom Modifications - See page E•12.

ADDTK	ADRW	ART	AS	ATTTK	BBKI	CBO	CCO	CD	CFNTO	CFRMO	CH	CHGDRW	CMAT	CND	CS1	CW	DRWTK	EX	EXD	EXO	EXU
		•			•	•	•	+	•	•	+		+	•		+		•		•	•

FLUTE	FP	FTK	INVS	LSD	MI	OBRB	PFBP	RFLUTE	RTK	RTK6	SCPDRW	TD	TKP	UDRW	URT	VLSO	VR	VTK	VWB	WS
•	•	•		•	•	•		•	•	•	•		•					•	•	

+Modifications with a plus sign (+) have exceptions. In the digital PDF, click on the code in the chart for details. See page E•1 for Modification Index.

Vanity Collection D with Eight Drawers, 34 1/2″ High

	C	D	F	H	I	J	K	L	M	O	P	Q
VCD8D42 L or R	4976	4600	4224	3989	3914	3780	3706	3588	3472	3429	3228	3151
VCD8D48	5209	4815	4421	4175	4097	3956	3879	3755	3632	3590	3378	3297
VCD8D54	5364	4958	4553	4300	4220	4076	3995	3866	3741	3698	3480	3396
VCD8D60	5547	5179	4810	4194	4115	4092	4084	4079	3818	3888	3746	3739

- Touch-up kit (TUK) and Cabinet Adjustment Guide included. Excludes Brushed Finishes.

(FP) **False Panel**

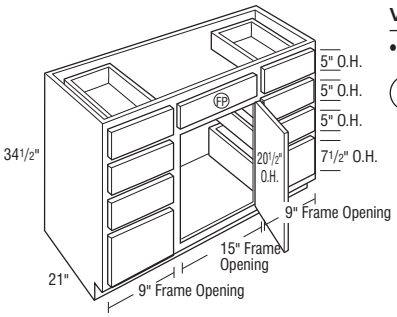

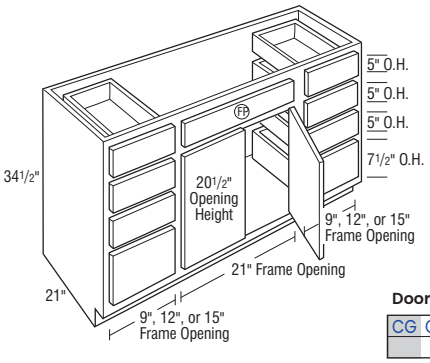

Door & Drawer Modifications - See page E•4.

CG	CM	FH	GM	IBO	MFO	NBO	PEGS	PM	SDRWS	SGLPN	SM
		•		•		•	•				

End Panel Modifications - See page E•8.

BBS	DDE	F	FDE	FPE	IPE	RPE	SEBK	SED
•	•	•	•	•	•	•	•	

Custom Modifications - See page E•12.

ADDTK	ADRW	ART	AS	ATTTK	BBKI	CBO	CCO	CD	CFNTO	CFRMO	CH	CHGDRW	CMAT	CND	CS1	CW	DRWTK	EX	EXD	EXO	EXU
		•			•	•	•	+	•	•	+	+	+	•		+		•		•	•

FLUTE	FP	FTK	INVS	LSD	MI	OBRB	PFBP	RFLUTE	RTK	RTK6	SCPDRW	TD	TKP	UDRW	URT	VLSO	VR	VTK	VWB	WS
•	•	•		•	•	•		•	•	•	•		•					•	•	

+Modifications with a plus sign (+) have exceptions. In the digital PDF, click on the code in the chart for details. See page E•1 for Modification Index.

Vanity Collection C with Three Drawers, 32″ High

VCC3D6032	3898	3591	3284	3111	3055	2950	2893	2854	2756	2723	2557	2507

- Touch-up kit (TUK) and Cabinet Adjustment Guide included. Excludes Brushed Finishes.

(FP) **False Panel**

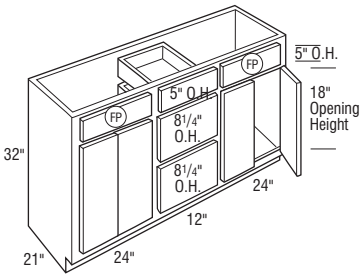

Door & Drawer Modifications - See page E•4.

CG	CM	FH	GM	IBO	MFO	NBO	PEGS	PM	SDRWS	SGLPN	SM
		•		•		•	•				

End Panel Modifications - See page E•8.

BBS	DDE	F	FDE	FPE	IPE	RPE	SEBK	SED
•	•	•	•	•	•	•	•	

Custom Modifications - See page E•12.

ADDTK	ADRW	ART	AS	ATTTK	BBKI	CBO	CCO	CD	CFNTO	CFRMO	CH	CHGDRW	CMAT	CND	CS1	CW	DRWTK	EX	EXD	EXO	EXU
		•				•	•	+	•	•	+		•	•		+		•		•	•

FLUTE	FP	FTK	INVS	LSD	MI	OBRB	PFBP	RFLUTE	RTK	RTK6	SCPDRW	TD	TKP	UDRW	URT	VLSO	VR	VTK	VWB	WS
•	•	•		•	•	•		•	•	•	•	•	•					•	•	

+Modifications with a plus sign (+) have exceptions. In the digital PDF, click on the code in the chart for details. See page E•1 for Modification Index.

Vanity Collection C with Three Drawers, 34 1/2″ High

	C	D	F	H	I	J	K	L	M	O	P	Q
VCC3D60	4068	3752	3436	3252	3194	3086	3025	2984	2882	2847	2673	2624

- Touch-up kit (TUK) and Cabinet Adjustment Guide included. Excludes Brushed Finishes.

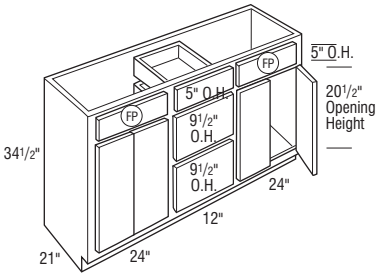

(FP) **False Panel**

Door & Drawer Modifications - See page E•4.

CG	CM	FH	GM	IBO	MFO	NBO	PEGS	PM	SDRWS	SGLPN	SM
		•		•		•	•				

End Panel Modifications - See page E•8.

BBS	DDE	F	FDE	FPE	IPE	RPE	SEBK	SED
•	•	•	•	•	•	•	•	

Custom Modifications - See page E•12.

ADDTK	ADRW	ART	AS	ATTTK	BBKI	CBO	CCO	CD	CFNTO	CFRMO	CH	CHGDRW	CMAT	CND	CSI	CW	DRWTK	EX	EXD	EXO	EXU
		•				•	•	+	•	•	+		•	•		+		•		•	•

FLUTE	FP	FTK	INVS	LSD	MI	OBRB	PFBP	RFLUTE	RTK	RTK6	SCPDRW	TD	TKP	UDRW	URT	VLSO	VR	VTK	VWB	WS
•	•	•		•	•	•		•	•	•	•	•	•					•		

+Modifications with a plus sign (+) have exceptions. In the digital PDF, click on the code in the chart for details. See page E•1 for Modification Index.

Vanity Collection C with Four Drawers, 32″ High

	C	D	F	H	I	J	K	L	M	O	P	Q
VCC4D6032	4679	4310	3940	3733	3666	3540	3472	3425	3307	3267	3068	3008

- Touch-up kit (TUK) and Cabinet Adjustment Guide included. Excludes Brushed Finishes.

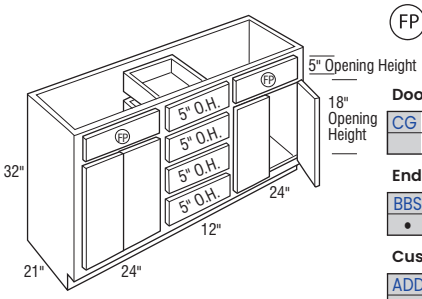

(FP) **False Panel**

Door & Drawer Modifications - See page E•4.

CG	CM	FH	GM	IBO	MFO	NBO	PEGS	PM	SDRWS	SGLPN	SM
		•		•		•	•				

End Panel Modifications - See page E•8.

BBS	DDE	F	FDE	FPE	IPE	RPE	SEBK	SED
•	•	•	•	•	•	•	•	

Custom Modifications - See page E•12.

ADDTK	ADRW	ART	AS	ATTTK	BBKI	CBO	CCO	CD	CFNTO	CFRMO	CH	CHGDRW	CMAT	CND	CSI	CW	DRWTK	EX	EXD	EXO	EXU
		•			•	•	•	+	•	•	+		•	•		+		•		•	•

FLUTE	FP	FTK	INVS	LSD	MI	OBRB	PFBP	RFLUTE	RTK	RTK6	SCPDRW	TD	TKP	UDRW	URT	VLSO	VR	VTK	VWB	WS
•	•	•		•	•	•		•	•	•			•					•		

+Modifications with a plus sign (+) have exceptions. In the digital PDF, click on the code in the chart for details. See page E•1 for Modification Index.

Vanity Collection C with Four Drawers, 34 1/2″ High

	C	D	F	H	I	J	K	L	M	O	P	Q
VCC4D60	4881	4502	4124	3903	3832	3704	3630	3581	3457	3416	3209	3149

- Touch-up kit (TUK) and Cabinet Adjustment Guide included. Excludes Brushed Finishes.

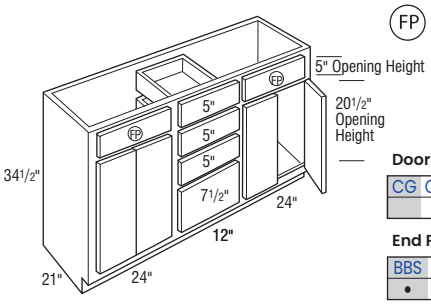

(FP) **False Panel**

Door & Drawer Modifications - See page E•4.

CG	CM	FH	GM	IBO	MFO	NBO	PEGS	PM	SDRWS	SGLPN	SM
		•		•		•	•				

End Panel Modifications - See page E•8.

BBS	DDE	F	FDE	FPE	IPE	RPE	SEBK	SED
•	•	•	•	•	•	•	•	

Custom Modifications - See page E•12.

ADDTK	ADRW	ART	AS	ATTTK	BBKI	CBO	CCO	CD	CFNTO	CFRMO	CH	CHGDRW	CMAT	CND	CSI	CW	DRWTK	EX	EXD	EXO	EXU
		•			•	•	•	+	•	•	+		•	•		+		•		•	•

FLUTE	FP	FTK	INVS	LSD	MI	OBRB	PFBP	RFLUTE	RTK	RTK6	SCPDRW	TD	TKP	UDRW	URT	VLSO	VR	VTK	VWB	WS
•	•	•		•	•	•		•	•	•			•					•		

+Modifications with a plus sign (+) have exceptions. In the digital PDF, click on the code in the chart for details. See page E•1 for Modification Index.

Vanity Base with Hamper, Full Height Door, 32″ or 34 1/2″ High

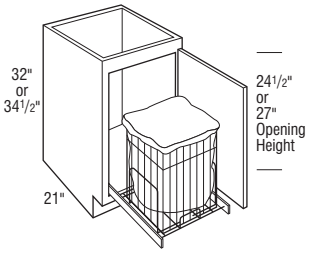

	C	D	F	H	I	J	K	L	M	O	P	Q
VB1832HFH L or R	2284	2160	2037	1969	1948	1903	1883	1867	1835	1818	1756	1736
VB18HFH L or R	2353	2225	2098	2025	2005	1958	1934	1920	1883	1865	1803	1780

- Hamper utilizes floor mounted glides.
- Hamper size is 14 9/16″ W x 18 15/16″ H x 17 23/32″ D.
- Chrome basket with linen liner.
- Only available in Non-Beaded and Beaded Inset when used in conjunction with a finial hinge.

Door & Drawer Modifications - See page E•4.

CG	CM	FH	GM	IBO	MFO	NBO	PEGS	PM	SDRWS	SGLPN	SM
		•		•		•	•				

End Panel Modifications - See page E•8.

BBS	DDE	F	FDE	FPE	IPE	RPE	SEBK	SED
•	•	•	•	•	•	•	•	

Custom Modifications - See page E•12.

ADDTK	ADRW	ART	AS	ATTTK	BBKI	CBO	CCO	CD	CFNTO	CFRMO	CH	CHGDRW	CMAT	CND	CS1	CW	DRWTK	EX	EXD	EXO	EXU
					•	•	•	+	•	•	+			•		+	•	•		•	•

FLUTE	FP	FTK	INVS	LSD	MI	OBRB	PFBP	RFLUTE	RTK	RTK6	SCPDRW	TD	TKP	UDRW	URT	VLSO	VR	VTK	VWB	WS
•		•		•	•	•		•	•	+			•					•		

+Modifications with a plus sign (+) have exceptions. In the digital PDF, click on the code in the chart for details. See page E•1 for Modification Index.

Vanity Base Three Drawer, 32″ High

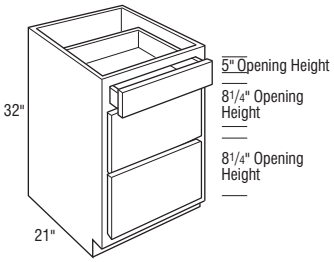

VB3D1232	1738	1597	1456	1281	1258	1228	1208	1189	1142	1136	1135	1126
VB3D1532	1886	1742	1597	1399	1371	1341	1320	1294	1251	1244	1232	1230
VB3D1832	2061	1875	1689	1504	1473	1448	1398	1389	1348	1315	1325	1306
VB3D2132	2159	1996	1832	1602	1570	1539	1512	1493	1440	1427	1421	1411
VB3D2432	2280	2090	1900	1688	1648	1612	1566	1551	1504	1485	1480	1459
VB3D2732	3004	2750	2495	2218	2167	2117	2059	2038	1976	1950	1944	1919
VB3D3032	3166	2902	2638	2343	2293	2237	2174	2155	2090	2065	2059	2027
VB3D3332	3251	2978	2705	2404	2350	2294	2232	2204	2146	2117	2108	2078
VB3D3632	3331	3051	2771	2458	2408	2350	2286	2257	2194	2166	2160	2125

Door & Drawer Modifications - See page E•4.

CG	CM	FH	GM	IBO	MFO	NBO	PEGS	PM	SDRWS	SGLPN	SM
				•		•	•				

End Panel Modifications - See page E•8.

BBS	DDE	F	FDE	FPE	IPE	RPE	SEBK	SED
•	•	•	•	•	•	•	•	

Custom Modifications - See page E•12.

ADDTK	ADRW	ART	AS	ATTTK	BBKI	CBO	CCO	CD	CFNTO	CFRMO	CH	CHGDRW	CMAT	CND	CS1	CW	DRWTK	EX	EXD	EXO	EXU
						•	•	+	•	•	+	+				+	+	•		•	•

FLUTE	FP	FTK	INVS	LSD	MI	OBRB	PFBP	RFLUTE	RTK	RTK6	SCPDRW	TD	TKP	UDRW	URT	VLSO	VR	VTK	VWB	WS
•	•	+		•	•	•		•	•	+	•		•	+				•		+

+Modifications with a plus sign (+) have exceptions. In the digital PDF, click on the code in the chart for details. See page E•1 for Modification Index.

Vanity Base Three Drawer, 34 1/2″ High

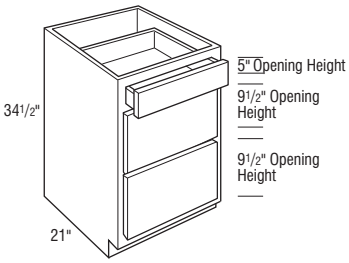

		C	D	F	H	I	J	K	L	M	O	P	Q
VB3D12		1819	1670	1521	1341	1315	1281	1264	1245	1195	1186	1185	1177
VB3D15		1968	1819	1670	1464	1437	1402	1380	1353	1310	1301	1289	1284
VB3D18		2154	1961	1768	1571	1540	1513	1463	1454	1411	1376	1385	1364
VB3D21		2264	2090	1916	1673	1643	1612	1581	1561	1506	1493	1486	1478
VB3D24		2382	2185	1988	1763	1724	1686	1640	1621	1571	1555	1548	1524
VB3D27		3139	2874	2608	2320	2265	2213	2154	2128	2068	2041	2036	2008
VB3D30		3312	3036	2761	2449	2396	2341	2277	2251	2185	2158	2154	2121
VB3D33		3398	3115	2831	2510	2460	2397	2332	2305	2241	2213	2204	2173
VB3D36		3474	3186	2899	2568	2518	2460	2389	2359	2294	2264	2258	2228

Door & Drawer Modifications - See page E•4.

CG	CM	FH	GM	IBO	MFO	NBO	PEGS	PM	SDRWS	SGLPN	SM
				•		•	•				

End Panel Modifications - See page E•8.

BBS	DDE	F	FDE	FPE	IPE	RPE	SEBK	SED
•	•	•	•	•	•	•	•	

Custom Modifications - See page E•12.

ADDTK	ADRW	ART	AS	ATTTK	BBKI	CBO	CCO	CD	CFNTO	CFRMO	CH	CHGDRW	CMAT	CND	CS1	CW	DRWTK	EX	EXD	EXO	EXU
						•	•	+	•	•	+	+				+	+	•		•	•

FLUTE	FP	FTK	INVS	LSD	MI	OBRB	PFBP	RFLUTE	RTK	RTK6	SCPDRW	TD	TKP	UDRW	URT	VLSO	VR	VTK	VWB	WS
•	•	+		•	•	•		•	•	+	•		•	+				•		+

+Modifications with a plus sign (+) have exceptions. In the digital PDF, click on the code in the chart for details. See page E•1 for Modification Index.

Vanity Base Four Drawer, 32″ High

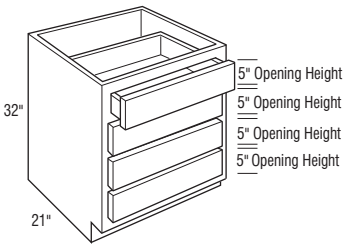

VB4D1232		2085	1916	1747	1537	1510	1473	1452	1427	1371	1363	1362	1350
VB4D1532		2264	2090	1916	1680	1645	1609	1585	1552	1502	1494	1478	1475
VB4D1832		2474	2250	2026	1804	1768	1737	1679	1667	1618	1577	1590	1568
VB4D2132		2593	2396	2199	1922	1885	1846	1814	1791	1729	1712	1706	1693
VB4D2432		2735	2508	2280	2025	1977	1934	1879	1861	1804	1783	1776	1751
VB4D2732		3604	3300	2995	2661	2602	2540	2471	2446	2371	2341	2334	2302
VB4D3032		3800	3483	3166	2811	2751	2684	2610	2585	2508	2479	2471	2433
VB4D3332		3902	3574	3246	2885	2819	2753	2678	2645	2575	2540	2529	2493
VB4D3632		4000	3662	3325	2949	2891	2819	2743	2708	2632	2600	2592	2550

- When Non-Beaded or Beaded Inset is selected, please refer to individual door style sections for drawer front heights that will convert to slab on pages C•13 through 0•0.

Door & Drawer Modifications - See page E•4.

CG	CM	FH	GM	IBO	MFO	NBO	PEGS	PM	SDRWS	SGLPN	SM
				•		•	•				

End Panel Modifications - See page E•8.

BBS	DDE	F	FDE	FPE	IPE	RPE	SEBK	SED
•	•	•	•	•	•	•	•	

Custom Modifications - See page E•12.

ADDTK	ADRW	ART	AS	ATTTK	BBKI	CBO	CCO	CD	CFNTO	CFRMO	CH	CHGDRW	CMAT	CND	CS1	CW	DRWTK	EX	EXD	EXO	EXU
		•				•	•	+	•	•	+	+				+	+	•		•	•

FLUTE	FP	FTK	INVS	LSD	MI	OBRB	PFBP	RFLUTE	RTK	RTK6	SCPDRW	TD	TKP	UDRW	URT	VLSO	VR	VTK	VWB	WS
•	•	+		•	•	•		•	•	+	•		•					•		+

+Modifications with a plus sign (+) have exceptions. In the digital PDF, click on the code in the chart for details. See page E•1 for Modification Index.

Vanity Base Four Drawer, 34 1/2″ High

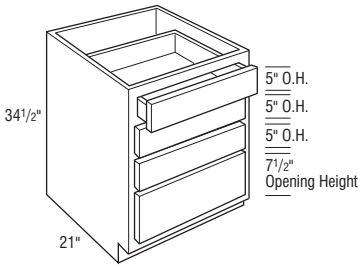

	C	D	F	H	I	J	K	L	M	O	P	Q
VB4D12	2184	2005	1826	1609	1577	1537	1516	1495	1434	1424	1421	1412
VB4D15	2361	2183	2005	1756	1725	1682	1655	1624	1571	1562	1548	1541
VB4D18	2585	2353	2121	1886	1847	1817	1755	1744	1693	1652	1662	1637
VB4D21	2716	2508	2299	2009	1971	1934	1898	1874	1807	1791	1784	1775
VB4D24	2858	2622	2386	2116	2068	2023	1968	1944	1886	1866	1857	1830
VB4D27	3768	3448	3129	2783	2718	2657	2584	2555	2481	2449	2444	2409
VB4D30	3974	3643	3313	2940	2875	2809	2733	2701	2622	2589	2584	2546
VB4D33	4078	3737	3397	3012	2950	2877	2798	2766	2689	2657	2645	2608
VB4D36	4169	3824	3479	3081	3022	2950	2866	2831	2753	2716	2709	2672

- When Non-Beaded or Beaded Inset is selected, please refer to individual door style sections for drawer front heights that will convert to slab on pages C•13 through 0•0.

Door & Drawer Modifications - See page E•4.

CG	CM	FH	GM	IBO	MFO	NBO	PEGS	PM	SDRWS	SGLPN	SM
				•		•	•				

End Panel Modifications - See page E•8.

BBS	DDE	F	FDE	FPE	IPE	RPE	SEBK	SED
•	•	•	•	•	•	•	•	

Custom Modifications - See page E•12.

ADDTK	ADRW	ART	AS	ATTTK	BBKI	CBO	CCO	CD	CFNTO	CFRMO	CH	CHGDRW	CMAT	CND	CS1	CW	DRWTK	EX	EXD	EXO	EXU
		•				•	•	+	•	•	+	+				+	+	•		•	•

FLUTE	FP	FTK	INVS	LSD	MI	OBRB	PFBP	RFLUTE	RTK	RTK6	SCPDRW	TD	TKP	UDRW	URT	VLSO	VR	VTK	VWB	WS
•	•	+		•	•	•		•	•	+	•		•					•		+

+Modifications with a plus sign (+) have exceptions. In the digital PDF, click on the code in the chart for details. See page E•1 for Modification Index.

Desk Under-counter Drawer, 4 3/4″ High, 21″ Deep

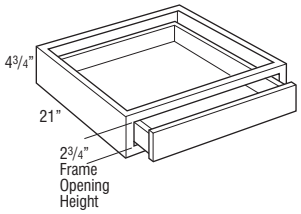

	C	D	F	H	I	J	K	L	M	O	P	Q
DUCD1521	426	426	426	426	426	426	426	426	426	426	426	426
DUCD1821	441	441	441	441	441	441	441	441	441	441	441	441
DUCD2121	466	466	466	466	466	466	466	466	466	466	466	466
DUCD2421	495	495	495	495	495	495	495	495	495	495	495	495
DUCD2721	530	530	530	530	530	530	530	530	530	530	530	530
DUCD3021	533	533	533	533	533	533	533	533	533	533	533	533
DUCD3321	562	562	562	562	562	562	562	562	562	562	562	562
DUCD3621	579	579	579	579	579	579	579	579	579	579	579	579

- Cabinet is 4 3/4″ high. Drawer box within cabinet is 2″ high (outside dimensions).
- Not trimmable.
- The frame to end panel offset is 3/4″, which is designed to accommodate the vanity desk leg.
- Drawer front is 3/4″ slab front.

Door & Drawer Modifications - See page E•4.

CG	CM	FH	GM	IBO	MFO	NBO	PEGS	PM	SDRWS	SGLPN	SM
				•		•					

End Panel Modifications - See page E•8.

BBS	DDE	F	FDE	FPE	IPE	RPE	SEBK	SED
•		•		•			•	

Custom Modifications - See page E•12.

ADDTK	ADRW	ART	AS	ATTTK	BBKI	CBO	CCO	CD	CFNTO	CFRMO	CH	CHGDRW	CMAT	CND	CS1	CW	DRWTK	EX	EXD	EXO	EXU
						•	•	+		•	+					+		•			•

FLUTE	FP	FTK	INVS	LSD	MI	OBRB	PFBP	RFLUTE	RTK	RTK6	SCPDRW	TD	TKP	UDRW	URT	VLSO	VR	VTK	VWB	WS
				•	•															

+Modifications with a plus sign (+) have exceptions. In the digital PDF, click on the code in the chart for details. See page E•1 for Modification Index.

Desk Under-counter Drawer, 4 3/4″ High, 24″ Deep

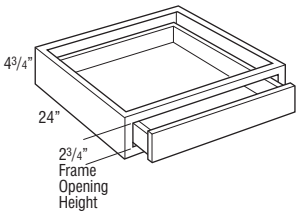

		C	D	F	H	I	J	K	L	M	O	P	Q
DUCD1524		469	469	469	469	469	469	469	469	469	469	469	469
DUCD1824		485	485	485	485	485	485	485	485	485	485	485	485
DUCD2124		510	510	510	510	510	510	510	510	510	510	510	510
DUCD2424		539	539	539	539	539	539	539	539	539	539	539	539
DUCD2724		575	575	575	575	575	575	575	575	575	575	575	575
DUCD3024		577	577	577	577	577	577	577	577	577	577	577	577
DUCD3324		606	606	606	606	606	606	606	606	606	606	606	606
DUCD3624		623	623	623	623	623	623	623	623	623	623	623	623

- Cabinet is 4 3/4″ high. Drawer box within cabinet is 2″ high (outside dimensions).
- Not trimmable.
- The frame to end panel offset is 3/4″, which is designed to accommodate the vanity desk leg.
- Drawer front is 3/4″ slab front.

Door & Drawer Modifications - See page E•4.

CG	CM	FH	GM	IBO	MFO	NBO	PEGS	PM	SDRWS	SGLPN	SM
				•		•					

End Panel Modifications - See page E•8.

BBS	DDE	F	FDE	FPE	IPE	RPE	SEBK	SED
•		•		•			•	

Custom Modifications - See page E•12.

ADDTK	ADRW	ART	AS	ATTTK	BBKI	CBO	CCO	CD	CFNTO	CFRMO	CH	CHGDRW	CMAT	CND	CS1	CW	DRWTK	EX	EXD	EXO	EXU
						•	•	+		•	+					+		•			•

FLUTE	FP	FTK	INVS	LSD	MI	OBRB	PFBP	RFLUTE	RTK	RTK6	SCPDRW	TD	TKP	UDRW	URT	VLSO	VR	VTK	VWB	WS
				•	•															

+Modifications with a plus sign (+) have exceptions. In the digital PDF, click on the code in the chart for details. See page E•1 for Modification Index.

Desk Under-counter Drawer Trimmable, 4 3/4″ High, 21″ Deep

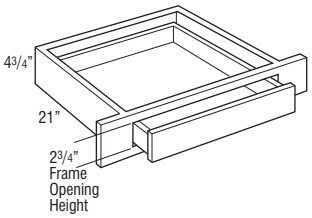

DUCDT2421		473	473	473	473	473	473	473	473	473	473	473	473
DUCDT2721		495	495	495	495	495	495	495	495	495	495	495	495
DUCDT3021		531	531	531	531	531	531	531	531	531	531	531	531
DUCDT3621		569	569	569	569	569	569	569	569	569	569	569	569
DUCDT4221		625	625	625	625	625	625	625	625	625	625	625	625

- Cabinet is 4 3/4″ high. Drawer box within cabinet is 2″ high (outside dimensions).
- Frame stile is trimmable 3″ on each side.
- The frame to end panel offset is 3/4″, which is designed to accommodate the vanity desk leg.
- Drawer front is 3/4″ slab front.

Door & Drawer Modifications - See page E•4.

CG	CM	FH	GM	IBO	MFO	NBO	PEGS	PM	SDRWS	SGLPN	SM
				•		•					

End Panel Modifications - See page E•8.

BBS	DDE	F	FDE	FPE	IPE	RPE	SEBK	SED
•		•		•			•	

Custom Modifications - See page E•12.

ADDTK	ADRW	ART	AS	ATTTK	BBKI	CBO	CCO	CD	CFNTO	CFRMO	CH	CHGDRW	CMAT	CND	CS1	CW	DRWTK	EX	EXD	EXO	EXU
						•	•	+		•	+					+		•			•

FLUTE	FP	FTK	INVS	LSD	MI	OBRB	PFBP	RFLUTE	RTK	RTK6	SCPDRW	TD	TKP	UDRW	URT	VLSO	VR	VTK	VWB	WS
				•	•															

+Modifications with a plus sign (+) have exceptions. In the digital PDF, click on the code in the chart for details. See page E•1 for Modification Index.

Desk Under-counter Drawer Trimmable, 4 3/4″ High, 24″ Deep

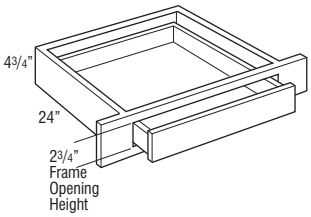

	C	D	F	H	I	J	K	L	M	O	P	Q
DUCDT2424	517	517	517	517	517	517	517	517	517	517	517	517
DUCDT2724	539	539	539	539	539	539	539	539	539	539	539	539
DUCDT3024	576	576	576	576	576	576	576	576	576	576	576	576
DUCDT3624	612	612	612	612	612	612	612	612	612	612	612	612
DUCDT4224	668	668	668	668	668	668	668	668	668	668	668	668

- Cabinet is 4 3/4″ high. Drawer box within cabinet is 2″ high (outside dimensions).
- Frame stile is trimmable 3″ on each side.
- The frame to end panel offset is 3/4″, which is designed to accommodate the vanity desk leg.
- Drawer front is 3/4″ slab front.

Door & Drawer Modifications - See page E•4.

CG	CM	FH	GM	IBO	MFO	NBO	PEGS	PM	SDRWS	SGLPN	SM
				•		•					

End Panel Modifications - See page E•8.

BBS	DDE	F	FDE	FPE	IPE	RPE	SEBK	SED
•		•		•			•	

Custom Modifications - See page E•12.

ADDTK	ADRW	ART	AS	ATTTK	BBKI	CBO	CCO	CD	CFNTO	CFRMO	CH	CHGDRW	CMAT	CND	CS1	CW	DRWTK	EX	EXD	EXO	EXU
						•	•	+		•	+					+					•

FLUTE	FP	FTK	INVS	LSD	MI	OBRB	PFBP	RFLUTE	RTK	RTK6	SCPDRW	TD	TKP	UDRW	URT	VLSO	VR	VTK	VWB	WS
				•	•															

+Modifications with a plus sign (+) have exceptions. In the digital PDF, click on the code in the chart for details. See page E•1 for Modification Index.

Linen, 84″ or 87″ High

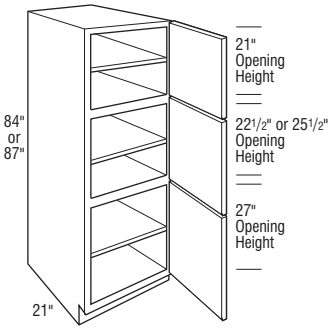

	C	D	F	H	I	J	K	L	M	O	P	Q
L1584(L or R)-3	3009	2774	2539	2415	2367	2289	2241	2212	2130	2108	1980	1940
L1884(L or R)-3	3148	2901	2653	2517	2467	2387	2339	2298	2228	2194	2070	2036
L2184(L or R)-3	3320	3056	2793	2644	2592	2503	2460	2420	2339	2307	2180	2130
L2484(L or R)-3	3482	3209	2936	2790	2733	2647	2597	2560	2472	2439	2287	2243
L1587(L or R)-3	3306	3048	2789	2632	2580	2499	2446	2412	2331	2299	2175	2132
L1887(L or R)-3	3452	3184	2916	2754	2698	2610	2557	2520	2438	2407	2277	2233
L2187(L or R)-3	3637	3356	3074	2900	2843	2752	2695	2658	2568	2537	2396	2351
L2487(L or R)-3	3820	3520	3220	3041	2980	2886	2822	2788	2695	2659	2514	2467

Door & Drawer Modifications - See page E•4.

CG	CM	FH	GM	IBO	MFO	NBO	PEGS	PM	SDRWS	SGLPN	SM
+	+	•	+	•	•	•	•	+			+

End Panel Modifications - See page E•8.

BBS	DDE	F	FDE	FPE	IPE	RPE	SEBK	SED
•	•	•	•	•	•	•	•	

Custom Modifications - See page E•12.

ADDTK	ADRW	ART	AS	ATTTK	BBKI	CBO	CCO	CD	CFNTO	CFRMO	CH	CHGDRW	CMAT	CND	CS1	CW	DRWTK	EX	EXD	EXO	EXU
		•			•	•	•	+	•	•	+			•		+	•	•		•	•

FLUTE	FP	FTK	INVS	LSD	MI	OBRB	PFBP	RFLUTE	RTK	RTK6	SCPDRW	TD	TKP	UDRW	URT	VLSO	VR	VTK	VWB	WS
•		•		•	•	•		•	•	+		•	•				•	•		•

+Modifications with a plus sign (+) have exceptions. In the digital PDF, click on the code in the chart for details. See page E•1 for Modification Index.

Linen, 90″ or 93″ High

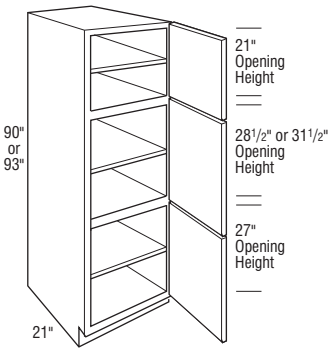

		C	D	F	H	I	J	K	L	M	O	P	Q
L1590(L or R)-3		3634	3351	3068	2896	2838	2747	2690	2652	2565	2532	2393	2348
L1890(L or R)-3		3796	3502	3209	3027	2968	2872	2811	2774	2681	2647	2504	2455
L2190(L or R)-3		4003	3690	3378	3189	3126	3026	2965	2923	2822	2789	2636	2587
L2490(L or R)-3		4198	3872	3546	3345	3277	3174	3109	3065	2965	2924	2765	2713
L1593(L or R)-3		3994	3684	3373	3184	3121	3023	2959	2919	2819	2784	2632	2583
L1893(L or R)-3		4178	3853	3528	3332	3265	3158	3092	3051	2949	2911	2755	2701
L2193(L or R)-3		4403	4059	3715	3508	3438	3328	3260	3214	3109	3068	2900	2846
L2493(L or R)-3		4616	4257	3899	3680	3606	3491	3418	3371	3260	3217	3042	2984

Door & Drawer Modifications - See page E•4.

CG	CM	FH	GM	IBO	MFO	NBO	PEGS	PM	SDRWS	SGLPN	SM
+	+	•	+	•	•	•	•	+			+

End Panel Modifications - See page E•8.

BBS	DDE	F	FDE	FPE	IPE	RPE	SEBK	SED
•	•	•	•	•	•	•	•	

Custom Modifications - See page E•12.

ADDTK	ADRW	ART	AS	ATTTK	BBKI	CBO	CCO	CD	CFNTO	CFRMO	CH	CHGDRW	CMAT	CND	CS1	CW	DRWTK	EX	EXD	EXO	EXU
		•			•	•	•	+	•	•	+			•		+	•	•		•	•

FLUTE	FP	FTK	INVS	LSD	MI	OBRB	PFBP	RFLUTE	RTK	RTK6	SCPDRW	TD	TKP	UDRW	URT	VLSO	VR	VTK	VWB	WS
•		•		•	•	•		•	•	+		•	•				•	•		•

+Modifications with a plus sign (+) have exceptions. In the digital PDF, click on the code in the chart for details. See page E•1 for Modification Index.

Linen, 96″ High

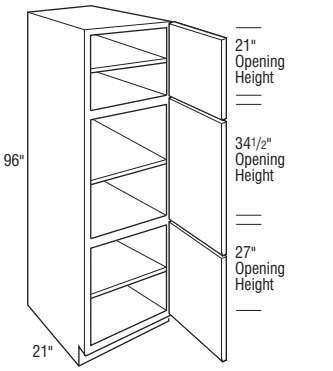

L1596(L or R)-3	4203	3876	3549	3351	3284	3177	3112	3070	2968	2929	2769	2718
L1896(L or R)-3	4396	4053	3711	3503	3433	3323	3252	3210	3104	3062	2896	2841
L2196(L or R)-3	4629	4269	3910	3690	3618	3500	3429	3381	3269	3226	3051	2993
L2496(L or R)-3	4860	4479	4098	3872	3793	3669	3596	3547	3429	3382	3202	3138

Door & Drawer Modifications - See page E•4.

CG	CM	FH	GM	IBO	MFO	NBO	PEGS	PM	SDRWS	SGLPN	SM
+	+	•	+	•	•	•	•	+			+

End Panel Modifications - See page E•8.

BBS	DDE	F	FDE	FPE	IPE	RPE	SEBK	SED
•	•	•	•	•	•	•	•	

Custom Modifications - See page E•12.

ADDTK	ADRW	ART	AS	ATTTK	BBKI	CBO	CCO	CD	CFNTO	CFRMO	CH	CHGDRW	CMAT	CND	CS1	CW	DRWTK	EX	EXD	EXO	EXU
		•		•	•	•	•	+	•	•	+			•		+	+	•		•	+

FLUTE	FP	FTK	INVS	LSD	MI	OBRB	PFBP	RFLUTE	RTK	RTK6	SCPDRW	TD	TKP	UDRW	URT	VLSO	VR	VTK	VWB	WS
•		•		•	•	•		•	•	+		•					•	•		•

+Modifications with a plus sign (+) have exceptions. In the digital PDF, click on the code in the chart for details. See page E•1 for Modification Index.

Linen, 84″ or 87″ High

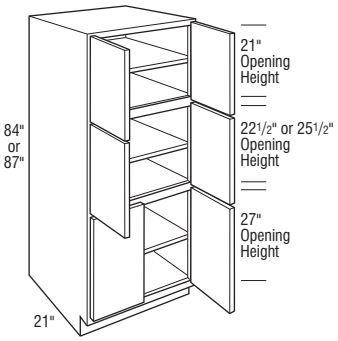

L2484-3	4404	4061	3718	3510	3442	3332	3264	3217	3111	3069	2902	2847
L2487-3	4846	4469	4091	3864	3786	3662	3585	3538	3422	3376	3194	3133

Door & Drawer Modifications - See page E•4.

CG	CM	FH	GM	IBO	MFO	NBO	PEGS	PM	SDRWS	SGLPN	SM
+	+	•		•	•	•	•	+			+

End Panel Modifications - See page E•8.

BBS	DDE	F	FDE	FPE	IPE	RPE	SEBK	SED
•	•	•	•	•	•	•	•	

Custom Modifications - See page E•12.

ADDTK	ADRW	ART	AS	ATTTK	BBKI	CBO	CCO	CD	CFNTO	CFRMO	CH	CHGDRW	CMAT	CND	CS1	CW	DRWTK	EX	EXD	EXO	EXU
		•			•	•	•	+	•	•	+			•		+	•	•		•	•

FLUTE	FP	FTK	INVS	LSD	MI	OBRB	PFBP	RFLUTE	RTK	RTK6	SCPDRW	TD	TKP	UDRW	URT	VLSO	VR	VTK	VWB	WS
•		•		•	•	•		•	•	+		•	•				•	•		•

+Modifications with a plus sign (+) have exceptions. In the digital PDF, click on the code in the chart for details. See page E•1 for Modification Index.

Linen, 90″ or 93″ High

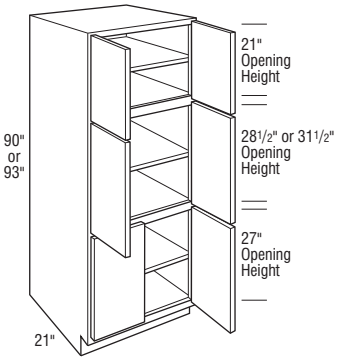

	C	D	F	H	I	J	K	L	M	O	P	Q
L2490-3	5330	4916	4501	4250	4165	4032	3948	3892	3762	3713	3515	3444
L2493-3	5864	5407	4950	4674	4581	4432	4342	4281	4138	4087	3865	3790

Door & Drawer Modifications - See page E•4.

CG	CM	FH	GM	IBO	MFO	NBO	PEGS	PM	SDRWS	SGLPN	SM
+	+	•		•	•	•	•	+			+

End Panel Modifications - See page E•8.

BBS	DDE	F	FDE	FPE	IPE	RPE	SEBK	SED
•	•	•	•	•	•	•	•	

Custom Modifications - See page E•12.

ADDTK	ADRW	ART	AS	ATTTK	BBKI	CBO	CCO	CD	CFNTO	CFRMO	CH	CHGDRW	CMAT	CND	CS1	CW	DRWTK	EX	EXD	EXO	EXU
		•			•	•	•	+	•	•	+			•		+	•	•		•	•

FLUTE	FP	FTK	INVS	LSD	MI	OBRB	PFBP	RFLUTE	RTK	RTK6	SCPDRW	TD	TKP	UDRW	URT	VLSO	VR	VTK	VWB	WS
•		•		•	•	•		•	•	+		•	•				•	•		•

+Modifications with a plus sign (+) have exceptions. In the digital PDF, click on the code in the chart for details. See page E•1 for Modification Index.

Linen, 96″ High

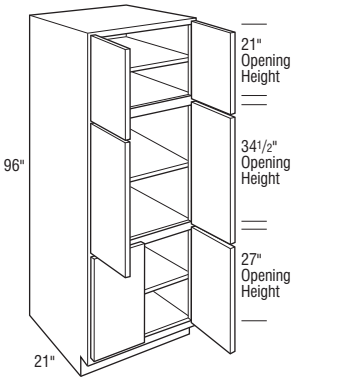

L2496-3	6167	5686	5206	4916	4818	4663	4565	4504	4355	4296	4064	3986

Door & Drawer Modifications - See page E•4.

CG	CM	FH	GM	IBO	MFO	NBO	PEGS	PM	SDRWS	SGLPN	SM
+	+	•		•	•	•	•	+			+

End Panel Modifications - See page E•8.

BBS	DDE	F	FDE	FPE	IPE	RPE	SEBK	SED
•	•	•	•	•	•	•	•	

Custom Modifications - See page E•12.

ADDTK	ADRW	ART	AS	ATTTK	BBKI	CBO	CCO	CD	CFNTO	CFRMO	CH	CHGDRW	CMAT	CND	CS1	CW	DRWTK	EX	EXD	EXO	EXU
		•		•	•	•	•	+	•	•	+			•		+		•		•	+

FLUTE	FP	FTK	INVS	LSD	MI	OBRB	PFBP	RFLUTE	RTK	RTK6	SCPDRW	TD	TKP	UDRW	URT	VLSO	VR	VTK	VWB	WS
•		•		•	•	•		•	•	+		•					•	•		•

+Modifications with a plus sign (+) have exceptions. In the digital PDF, click on the code in the chart for details. See page E•1 for Modification Index.

Linen with Door Rack, Chrome, 84″ High

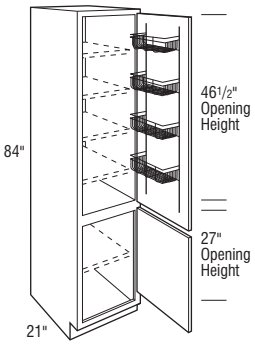

L1884DR(L or R)C	3378	3132	2885	2745	2696	2617	2566	2528	2455	2421	2297	2261

- Upper section includes a 5″ deep chrome door rack.
- Upper section shelves are 13 1/4″ deep.
- Lower section shelf is 19 1/4″ deep.

Door & Drawer Modifications - See page E•4.

CG	CM	FH	GM	IBO	MFO	NBO	PEGS	PM	SDRWS	SGLPN	SM
							•				

End Panel Modifications - See page E•8.

BBS	DDE	F	FDE	FPE	IPE	RPE	SEBK	SED
•	•	•		•		•	•	

Custom Modifications - See page E•12.

ADDTK	ADRW	ART	AS	ATTTK	BBKI	CBO	CCO	CD	CFNTO	CFRMO	CH	CHGDRW	CMAT	CND	CS1	CW	DRWTK	EX	EXD	EXO	EXU
		+				•	•	+	•	•	+					+	•	•		•	•

FLUTE	FP	FTK	INVS	LSD	MI	OBRB	PFBP	RFLUTE	RTK	RTK6	SCPDRW	TD	TKP	UDRW	URT	VLSO	VR	VTK	VWB	WS
•		•			•	•		•	•	+			•					•		

+Modifications with a plus sign (+) have exceptions. In the digital PDF, click on the code in the chart for details. See page E•1 for Modification Index.

Linen with Door Rack, Hamper, Chrome, 84″ High

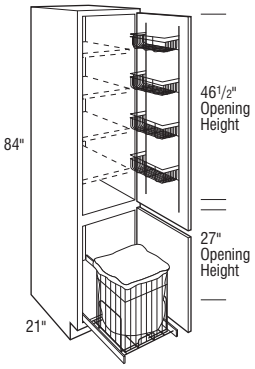

	C	D	F	H	I	J	K	L	M	O	P	Q
L1884DRH(L or R)C	4140	3892	3644	3506	3455	3378	3328	3292	3216	3183	3060	3025

- Upper section includes a 5″ deep chrome door rack.
- Upper section shelves are 13 1/4″ deep.
- Hamper utilizes floor mounted glides.
- Hamper size is 14 9/16″ W x 18 15/16″ H x 17 23/32″ D.
- Chrome basket with linen liner.

Door & Drawer Modifications - See page E•4.

CG	CM	FH	GM	IBO	MFO	NBO	PEGS	PM	SDRWS	SGLPN	SM
					•		•				

End Panel Modifications - See page E•8.

BBS	DDE	F	FDE	FPE	IPE	RPE	SEBK	SED
•	•	•		•		•	•	

Custom Modifications - See page E•12.

ADDTK	ADRW	ART	AS	ATTTK	BBKI	CBO	CCO	CD	CFNTO	CFRMO	CH	CHGDRW	CMAT	CND	CS1	CW	DRWTK	EX	EXD	EXO	EXU
						•	•	+	•	•	+					+	•	•		•	•

FLUTE	FP	FTK	INVS	LSD	MI	OBRB	PFBP	RFLUTE	RTK	RTK6	SCPDRW	TD	TKP	UDRW	URT	VLSO	VR	VTK	VWB	WS
•		•			•	•		•	•	+			•					•		

+Modifications with a plus sign (+) have exceptions. In the digital PDF, click on the code in the chart for details. See page E•1 for Modification Index.

Linen with Drawer, 84″ High

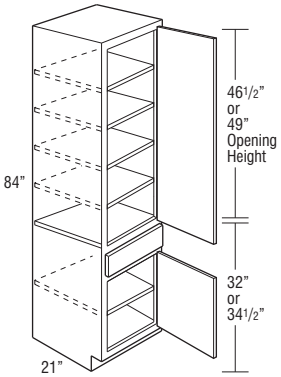

	C	D	F	H	I	J	K	L	M	O	P	Q
L1D1884ALV L or R	3648	3383	3116	2965	2912	2826	2771	2730	2651	2615	2481	2442
L1D1884 L or R	3648	3383	3116	2965	2912	2826	2771	2730	2651	2615	2481	2442

- L1D1884ALV L or R designed to be used with 32″ high vanities.
- L1D1884 L or R designed to be used with 34 1/2″ high vanities.
- Tall mitered door styles will feature one center panel, other door styles will feature two center panels.

Door & Drawer Modifications - See page E•4.

CG	CM	FH	GM	IBO	MFO	NBO	PEGS	PM	SDRWS	SGLPN	SM
+		•		•	•	•	•				

End Panel Modifications - See page E•8.

BBS	DDE	F	FDE	FPE	IPE	RPE	SEBK	SED
•	•	•	•	•	•	•	•	

Custom Modifications - See page E•12.

ADDTK	ADRW	ART	AS	ATTTK	BBKI	CBO	CCO	CD	CFNTO	CFRMO	CH	CHGDRW	CMAT	CND	CS1	CW	DRWTK	EX	EXD	EXO	EXU
		•			•	•	•	+	•	•	+			•		+	•	•		•	•

FLUTE	FP	FTK	INVS	LSD	MI	OBRB	PFBP	RFLUTE	RTK	RTK6	SCPDRW	TD	TKP	UDRW	URT	VLSO	VR	VTK	VWB	WS
•		•		•	•	•		•	•				•				•	•		•

+Modifications with a plus sign (+) have exceptions. In the digital PDF, click on the code in the chart for details. See page E•1 for Modification Index.

Linen with Drawer, Removable Hamper, 84″ High

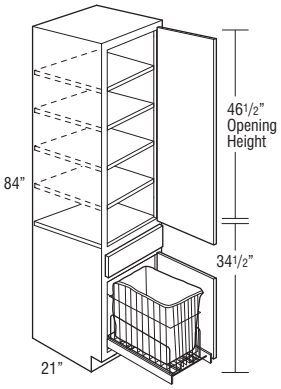

	C	D	F	H	I	J	K	L	M	O	P	Q
L1D1884H L or R	4347	4087	3826	3681	3628	3547	3494	3457	3377	3342	3213	3176

- L1D1884H L or R designed to be used with 34 1/2″ high vanities.
- Hamper utilizes floor mounted guides.
- Hamper size is 14 9/16″W x 18 15/16″H x 17 23/32″D.
- Chrome baskets with linen liner.
- Only available in Non-Beaded and Beaded Inset when used in conjunction with a finial hinge.
- Tall mitered door styles will feature one center panel, other door styles will feature two center panels.

Door & Drawer Modifications - See page E•4.

CG	CM	FH	GM	IBO	MFO	NBO	PEGS	PM	SDRWS	SGLPN	SM
				•	•	•	•				

End Panel Modifications - See page E•8.

BBS	DDE	F	FDE	FPE	IPE	RPE	SEBK	SED
•	•	•	•	•		•	•	

Custom Modifications - See page E•12.

ADDTK	ADRW	ART	AS	ATTTK	BBKI	CBO	CCO	CD	CFNTO	CFRMO	CH	CHGDRW	CMAT	CND	CS1	CW	DRWTK	EX	EXD	EXO	EXU
		•			•	•	•	+	•	•	+			•		+	•	•		•	•

FLUTE	FP	FTK	INVS	LSD	MI	OBRB	PFBP	RFLUTE	RTK	RTK6	SCPDRW	TD	TKP	UDRW	URT	VLSO	VR	VTK	VWB	WS
•		•		•	•	•		•	•				•				+	•		

+Modifications with a plus sign (+) have exceptions. In the digital PDF, click on the code in the chart for details. See page E•1 for Modification Index.

Vanity Wall Hung, 23 1/2″ High

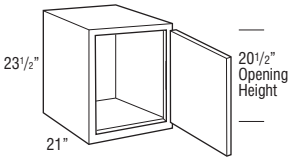

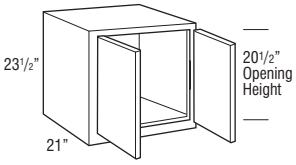

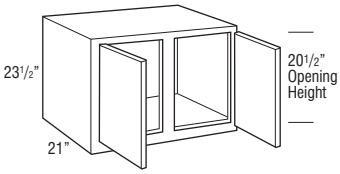

	C	D	F	H	I	J	K	L	M	O	P	Q
VWH1523.5 L or R	1745	1601	1458	1395	1376	1320	1292	1276	1237	1223	1141	1124
VWH1823.5 L or R	1859	1715	1572	1477	1449	1400	1383	1360	1302	1292	1227	1192
VWH2123.5 L or R	1904	1748	1594	1517	1484	1440	1395	1388	1342	1320	1239	1211
VWH2423.5 L or R	1983	1836	1689	1591	1561	1514	1477	1456	1402	1390	1316	1292
VWH2423.5	2569	2366	2161	2039	1995	1923	1899	1878	1801	1787	1687	1663
VWH2723.5	2812	2599	2385	2256	2217	2137	2095	2060	1995	1964	1859	1820
VWH3023.5	2942	2711	2480	2336	2293	2224	2172	2144	2074	2046	1925	1899
VWH3323.5	2989	2755	2518	2415	2357	2287	2237	2207	2133	2104	1964	1923
VWH3623.5	3182	2923	2664	2522	2469	2399	2347	2315	2237	2207	2079	2046
VWH4223.5	3364	3099	2835	2693	2639	2553	2504	2466	2389	2349	2212	2161
VWH4823.5	3693	3409	3124	2973	2914	2823	2758	2727	2634	2599	2440	2396

- Unit comes with an attached top for stability and a hole for the sink must be cut in the field.
- Flush Finished Ends standard.
- Installation to be performed by qualified professionals only.
- Unit must be securely fastened with sufficient type, quantity, and size of screws to all available wall studs and internal structural wall blocking placed between wall studs.
- Installation instructions and required 3 1/2″ installation screws included, standard 2 1/2″ installation screws are not sufficient in this application.
- The use of internal structural wall blocking (2 x 6's) is required to provide secure horizontal attachment points between wall studs.
- Do not exceed loading of 25 lbs./sq. ft. for countertop and sink.
- Do not exceed loading of 15 lbs./sq. ft. for contents on shelves and/or drawers.
- Avoid use of concrete or other heavy masonry countertops.
- Securing the end panels and face frame to structural members available is recommended during installation.
- Touch-up kit (TUK) included. Excludes Brushed Finishes.

Door & Drawer Modifications - See page E•4.

CG	CM	FH	GM	IBO	MFO	NBO	PEGS	PM	SDRWS	SGLPN	SM
		•		•	•	•	•				

End Panel Modifications - See page E•8.

BBS	DDE	F	FDE	FPE	IPE	RPE	SEBK	SED
•	•				•	•		

Custom Modifications - See page E•12.

ADDTK	ADRW	ART	AS	ATTTK	BBKI	CBO	CCO	CD	CFNTO	CFRMO	CH	CHGDRW	CMAT	CND	CS1	CW	DRWTK	EX	EXD	EXO	EXU
		•					•	+	•	•	+			•		+		•		•	•

FLUTE	FP	FTK	INVS	LSD	MI	OBRB	PFBP	RFLUTE	RTK	RTK6	SCPDRW	TD	TKP	UDRW	URT	VLSO	VR	VTK	VWB	WS
•				•	•			•				•								

+Modifications with a plus sign (+) have exceptions. In the digital PDF, click on the code in the chart for details. See page E•1 for Modification Index.

Vanity Wall Hung with U-shaped Pull-out Trays, Chrome, 23 1/2″ High

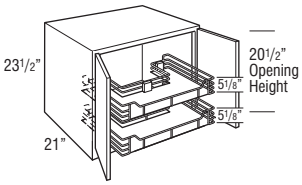

	C	D	F	H	I	J	K	L	M	O	P	Q
VWH3023.5UPOC	3362	3098	2834	2670	2620	2542	2482	2450	2370	2338	2200	2170
VWH3623.5UPOC	3636	3340	3044	2882	2822	2742	2682	2646	2556	2522	2376	2338

- Includes two chrome U-shaped soft-close pull-outs with non-slip gray shelf liner.
- Bottom pull-out cut-out for U-shape is 6 1/8″ from back of cabinet and 15 3/4″ wide.
- Top pull-out cut-out for U-shape is 12 1/8″ from back of cabinet and 15 3/4″ wide.
- 30" wide pull-outs are 25 1/4″ wide and 17″ deep.
- 36" wide pull-outs are 31 1/4″ wide and 17″ deep.
- Unit comes with an attached top for stability and a hole for the sink must be cut in the field.
- Flush Finished Ends standard.
- Installation to be performed by qualified professionals only.
- Unit must be securely fastened with sufficient type, quantity, and size of screws to all available wall studs and internal structural wall blocking placed between wall studs.
- Installation instructions and required 3 1/2″ installation screws included, standard 2 1/2″ installation screws are not sufficient in this application.
- The use of internal structural wall blocking (2 x 6's) is required to provide secure horizontal attachment points between wall studs.
- Do not exceed loading of 25 lbs./sq. ft. for countertop and sink.
- Do not exceed loading of 15 lbs./sq. ft. for contents on shelves and/or drawers.
- Avoid use of concrete or other heavy masonry countertops.
- Securing the end panels and face frame to structural members available is recommended during installation.
- Touch-up kit (TUK) included. Excludes Brushed Finishes.

Door & Drawer Modifications - See page E•4.

CG	CM	FH	GM	IBO	MFO	NBO	PEGS	PM	SDRWS	SGLPN	SM
		•			•		•				

End Panel Modifications - See page E•8.

BBS	DDE	F	FDE	FPE	IPE	RPE	SEBK	SED
•	•				•	•		

Custom Modifications - See page E•12.

ADDTK	ADRW	ART	AS	ATTTK	BBKI	CBO	CCO	CD	CFNTO	CFRMO	CH	CHGDRW	CMAT	CND	CS1	CW	DRWTK	EX	EXD	EXO	EXU
					•	•	•	+	•	•	+			•		+		•		•	•

FLUTE	FP	FTK	INVS	LSD	MI	OBRB	PFBP	RFLUTE	RTK	RTK6	SCPDRW	TD	TKP	UDRW	URT	VLSO	VR	VTK	VWB	WS
•				•	•			•												

+Modifications with a plus sign (+) have exceptions. In the digital PDF, click on the code in the chart for details. See page E•1 for Modification Index.

Vanity Wall Hung Two Drawer, 23 1/2″ High

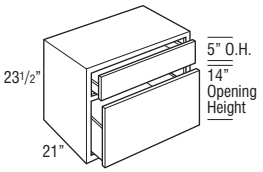

VWH2D2423.5	2667	2456	2248	2134	2095	2026	1987	1959	1896	1864	1763	1728
VWH2D2723.5	2733	2518	2305	2188	2146	2077	2037	2008	1943	1910	1807	1771
VWH2D3023.5	2799	2580	2362	2242	2197	2128	2087	2057	1990	1956	1851	1814
VWH2D3323.5	2865	2642	2419	2296	2248	2179	2137	2106	2037	2002	1895	1857
VWH2D3623.5	2930	2703	2475	2349	2299	2229	2186	2154	2084	2047	1938	1900

- Top drawer box is 3 3/8″ high, bottom drawer box is 10″ high.
- Cannot be used with a sink due to drawer interference.
- Unit comes with an attached top for stability.
- Flush Finished Ends standard.
- Installation to be performed by qualified professionals only.
- Unit must be securely fastened with sufficient type, quantity, and size of screws to all available wall studs and internal structural wall blocking placed between wall studs.
- Installation instructions and required 3 1/2″ installation screws included, standard 2 1/2″ installation screws are not sufficient in this application.
- The use of internal structural wall blocking (2 x 6's) is required to provide secure horizontal attachment points between wall studs.
- Do not exceed loading of 25 lbs./sq. ft. for countertop and sink.
- Do not exceed loading of 15 lbs./sq. ft. for contents on shelves and/or drawers.
- Avoid use of concrete or other heavy masonry countertops.
- Securing the end panels and face frame to structural members available is recommended during installation.
- Touch-up kit (TUK) included. Excludes Brushed Finishes.

Door & Drawer Modifications - See page E•4.

CG	CM	FH	GM	IBO	MFO	NBO	PEGS	PM	SDRWS	SGLPN	SM
				•		•	•				

End Panel Modifications - See page E•8.

BBS	DDE	F	FDE	FPE	IPE	RPE	SEBK	SED
•	•				•	•		

Custom Modifications - See page E•12.

ADDTK	ADRW	ART	AS	ATTTK	BBKI	CBO	CCO	CD	CFNTO	CFRMO	CH	CHGDRW	CMAT	CND	CS1	CW	DRWTK	EX	EXD	EXO	EXU
					•	•	•	+		•	+	•				+		•		•	•

FLUTE	FP	FTK	INVS	LSD	MI	OBRB	PFBP	RFLUTE	RTK	RTK6	SCPDRW	TD	TKP	UDRW	URT	VLSO	VR	VTK	VWB	WS
•	•			•	•			•												

+Modifications with a plus sign (+) have exceptions. In the digital PDF, click on the code in the chart for details. See page E•1 for Modification Index.

Vanity Wall Hung Two Drawer with False Panel, 23 1/2″ High

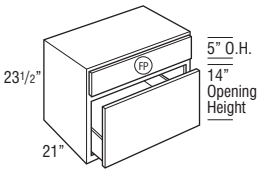

	C	D	F	H	I	J	K	L	M	O	P	Q
VWH2D2423.5FP	2401	2210	2024	1922	1885	1823	1788	1763	1705	1678	1588	1555
VWH2D2723.5FP	2460	2266	2075	1970	1931	1869	1833	1807	1748	1719	1627	1594
VWH2D3023.5FP	2519	2322	2126	2018	1977	1915	1878	1851	1791	1760	1666	1633
VWH2D3323.5FP	2578	2378	2177	2066	2023	1961	1923	1895	1834	1801	1705	1672
VWH2D3623.5FP	2637	2433	2228	2114	2069	2006	1967	1939	1876	1842	1744	1710

- Plumbing clearance of 15 1/16″ to the top edge of the lower drawer box (6 3/8″ high drawer box).
- Unit comes with an attached top for stability and a hole for the sink must be cut in the field.
- Flush Finished Ends standard.
- Installation to be performed by qualified professionals only.
- Unit must be securely fastened with sufficient type, quantity, and size of screws to all available wall studs and internal structural wall blocking placed between wall studs.
- Installation instructions and required 3 1/2″ installation screws included, standard 2 1/2″ installation screws are not sufficient in this application.
- The use of internal structural wall blocking (2 x 6's) is required to provide secure horizontal attachment points between wall studs.
- Do not exceed loading of 25 lbs./sq. ft. for countertop and sink.
- Do not exceed loading of 15 lbs./sq. ft. for contents on shelves and/or drawers.
- Avoid use of concrete or other heavy masonry countertops.
- Securing the end panels and face frame to structural members available is recommended during installation.
- Touch-up kit (TUK) included. Excludes Brushed Finishes.

(FP) **False Panel**

Door & Drawer Modifications - See page E•4.

CG	CM	FH	GM	IBO	MFO	NBO	PEGS	PM	SDRWS	SGLPN	SM
				•		•	•				

End Panel Modifications - See page E•8.

BBS	DDE	F	FDE	FPE	IPE	RPE	SEBK	SED
•	•				•	•		

Custom Modifications - See page E•12.

ADDTK	ADRW	ART	AS	ATTTK	BBKI	CBO	CCO	CD	CFNTO	CFRMO	CH	CHGDRW	CMAT	CND	CS1	CW	DRWTK	EX	EXD	EXO	EXU
					•	•	•	+		•	+					+		•		•	•

FLUTE	FP	FTK	INVS	LSD	MI	OBRB	PFBP	RFLUTE	RTK	RTK6	SCPDRW	TD	TKP	UDRW	URT	VLSO	VR	VTK	VWB	WS
•				•	•			•												

+Modifications with a plus sign (+) have exceptions. In the digital PDF, click on the code in the chart for details. See page E•1 for Modification Index.

Vanity Wall Hung Console Two Equal Drawers with U-shaped Drawer, 21″ High

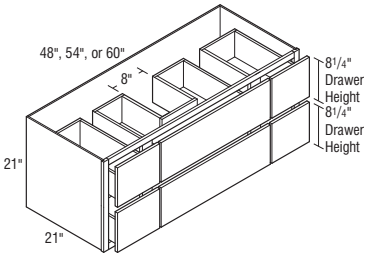

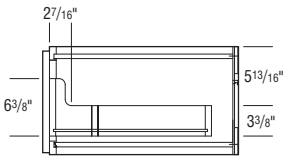

Top U-shaped drawer box has cascading side drawer feature.

U-SHAPED DRAWER ON SELECT BATH BASE CABINETS

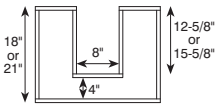

VWHC2ED4821UD	4398	4058	3717	3526	3454	3345	3282	3235	3130	3074	2910	2853
VWHC2ED5421UD	4570	4213	3857	3661	3585	3474	3406	3358	3250	3190	3022	2962
VWHC2ED6021UD	4736	4368	4000	3795	3717	3601	3531	3482	3369	3307	3132	3070

- Six drawers.
- Top middle drawer is U-shaped.
- Flush Finished Ends standard.
- Sink bowl clearance to top of drawer box is 5 13/16″.
- Touch-up kit (TUK) included. Excludes Brushed Finishes.
- Unit must be securely fastened with sufficient type, quantity, and size of screws to all available wall studs and internal structural wall blocking placed between wall studs.
- Do not exceed loading of 25 lbs. / SF for countertop and sink.
- Do not exceed loading of 15 lbs. / SF for contents on shelves and/or in drawers.
- Avoid use of concrete or other heavy masonry countertops.
- Installation to be performed by qualified professionals only.
- Securing the end panels and face frame to structural members available is recommended during installation.
- The use of internal structural wall blocking (2 x 6's) is required to provide secure horizontal attachment points between wall studs.
- Installation instructions and required 3 1/2″ installation screws included, standard 2 1/2″ installation screws are not sufficient in this application.

Door & Drawer Modifications - See page E•4.

CG	CM	FH	GM	IBO	MFO	NBO	PEGS	PM	SDRWS	SGLPN	SM
				•		•	•				

End Panel Modifications - See page E•8.

BBS	DDE	F	FDE	FPE	IPE	RPE	SEBK	SED
•	•				•			

Custom Modifications - See page E•12.

ADDTK	ADRW	ART	AS	ATTTK	BBKI	CBO	CCO	CD	CFNTO	CFRMO	CH	CHGDRW	CMAT	CND	CS1	CW	DRWTK	EX	EXD	EXO	EXU
					•	•	•	+	•	•	+					+		•		•	•

FLUTE	FP	FTK	INVS	LSD	MI	OBRB	PFBP	RFLUTE	RTK	RTK6	SCPDRW	TD	TKP	UDRW	URT	VLSO	VR	VTK	VWB	WS
•	•			•	•			•												

+Modifications with a plus sign (+) have exceptions. In the digital PDF, click on the code in the chart for details. See page E•1 for Modification Index.

Vanity Wall Hung Two Equal Drawers with U-shaped Drawer, 21″ High

	C	D	F	H	I	J	K	L	M	O	P	Q
VWH2ED3021UD	2799	2580	2362	2242	2197	2128	2087	2057	1990	1956	1851	1814
VWH2ED3621UD	2930	2703	2475	2349	2299	2229	2186	2154	2084	2047	1938	1900
VWH2ED4221UD	3055	2818	2580	2448	2398	2325	2280	2247	2174	2136	2022	1981

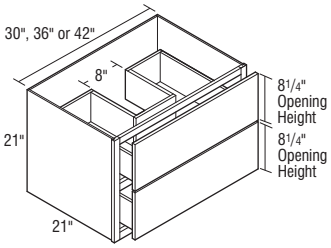

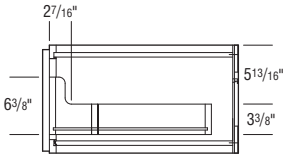

Top U-shaped drawer box has cascading side drawer feature.

U-SHAPED DRAWER ON SELECT BATH BASE CABINETS

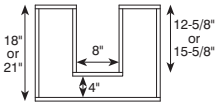

- Top drawer is U-shaped.
- Flush Finished Ends standard.
- Sink bowl clearance to top of drawer box is 5 13/16″.
- Touch-up kit (TUK) included. Excludes Brushed Finishes.
- Unit comes with an attached top for stability and a hole for the sink must be cut in the field.
- Unit must be securely fastened with sufficient type, quantity, and size of screws to all available wall studs and internal structural wall blocking placed between wall studs.
- Do not exceed loading of 25 lbs. / SF for countertop and sink.
- Do not exceed loading of 15 lbs. / SF for contents on shelves and/or in drawers.
- Avoid use of concrete or other heavy masonry countertops.
- Installation to be performed by qualified professionals only.
- Securing the end panels and face frame to structural members available is recommended during installation.
- The use of internal structural wall blocking (2 x 6's) is required to provide secure horizontal attachment points between wall studs.
- Installation instructions and required 3 1/2″ installation screws included, standard 2 1/2″ installation screws are not sufficient in this application.

Door & Drawer Modifications - See page E•4.

CG	CM	FH	GM	IBO	MFO	NBO	PEGS	PM	SDRWS	SGLPN	SM
				•		•	•				

End Panel Modifications - See page E•8.

BBS	DDE	F	FDE	FPE	IPE	RPE	SEBK	SED
•	•				•	•		

Custom Modifications - See page E•12.

ADDTK	ADRW	ART	AS	ATTTK	BBKI	CBO	CCO	CD	CFNTO	CFRMO	CH	CHGDRW	CMAT	CND	CS1	CW	DRWTK	EX	EXD	EXO	EXU
					•	•	•	+	•	•	+					+		•		•	•

FLUTE	FP	FTK	INVS	LSD	MI	OBRB	PFBP	RFLUTE	RTK	RTK6	SCPDRW	TD	TKP	UDRW	URT	VLSO	VR	VTK	VWB	WS
•	•			•	•			•												

+Modifications with a plus sign (+) have exceptions. In the digital PDF, click on the code in the chart for details. See page E•1 for Modification Index.

Vanity Wall Hung Two Equal Drawers with U-shaped Drawer, 24″ High

VWH2ED3024UD	2887	2663	2439	2314	2266	2196	2154	2122	2055	2017	1916	1878
VWH2ED3624UD	3020	2784	2549	2418	2370	2294	2253	2219	2149	2108	2001	1963
VWH2ED4224UD	3147	2903	2659	2522	2472	2393	2349	2314	2240	2200	2082	2041

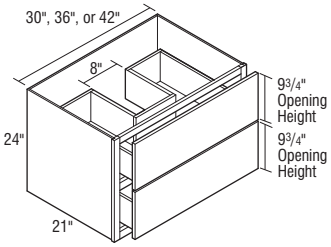

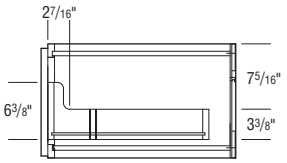

Top U-shaped drawer box has cascading side drawer feature.

- Top drawer is U-shaped.
- Flush Finished Ends standard.
- Sink bowl clearance to top of drawer box is 7 5/16″.
- Touch-up kit (TUK) included. Excludes Brushed Finishes.
- Unit comes with an attached top for stability and a hole for the sink must be cut in the field.
- Unit must be securely fastened with sufficient type, quantity, and size of screws to all available wall studs and internal structural wall blocking placed between wall studs.
- Do not exceed loading of 25 lbs. / SF for countertop and sink.
- Do not exceed loading of 15 lbs. / SF for contents on shelves and/or in drawers.
- Avoid use of concrete or other heavy masonry countertops.
- Installation to be performed by qualified professionals only.
- Securing the end panels and face frame to structural members available is recommended during installation.
- The use of internal structural wall blocking (2 x 6's) is required to provide secure horizontal attachment points between wall studs.
- Installation instructions and required 3 1/2″ installation screws included, standard 2 1/2″ installation screws are not sufficient in this application.

Door & Drawer Modifications - See page E•4.

CG	CM	FH	GM	IBO	MFO	NBO	PEGS	PM	SDRWS	SGLPN	SM
				•		•	•				

End Panel Modifications - See page E•8.

BBS	DDE	F	FDE	FPE	IPE	RPE	SEBK	SED
•	•				•	•		

Custom Modifications - See page E•12.

ADDTK	ADRW	ART	AS	ATTTK	BBKI	CBO	CCO	CD	CFNTO	CFRMO	CH	CHGDRW	CMAT	CND	CS1	CW	DRWTK	EX	EXD	EXO	EXU
					•	•	•	+	•	•	+					+		•		•	•

FLUTE	FP	FTK	INVS	LSD	MI	OBRB	PFBP	RFLUTE	RTK	RTK6	SCPDRW	TD	TKP	UDRW	URT	VLSO	VR	VTK	VWB	WS
•	•			•	•			•												

+Modifications with a plus sign (+) have exceptions. In the digital PDF, click on the code in the chart for details. See page E•1 for Modification Index.

Vanity Wall Hung Two Equal Drawers with U-shaped Drawer, Pull-out, 24″ High,

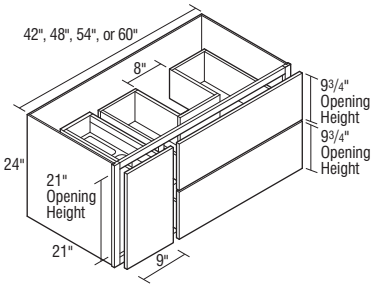

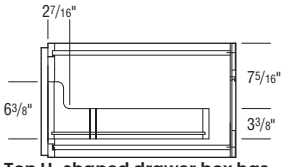

Top U-shaped drawer box has cascading side drawer feature.

U-SHAPED DRAWER ON SELECT BATH BASE CABINETS

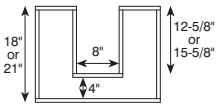

	C	D	F	H	I	J	K	L	M	O	P	Q
VWH2E(DL or DR)4224UDPO	3601	3323	3045	2886	2830	2740	2688	2649	2566	2517	2390	2344
VWH2E(DL or DR)4824UDPO	3801	3508	3214	3048	2987	2893	2838	2796	2708	2658	2522	2475
VWH2E(DL or DR)5424UDPO	4000	3693	3386	3210	3146	3048	2990	2944	2850	2798	2658	2604
VWH2E(DL or DR)6024UDPO	4203	3879	3554	3369	3304	3201	3139	3092	2995	2940	2791	2735

- DL/DR refers to Drawers Left/Drawers Right
- Touch-up kit (TUK) included. Excludes Brushed Finishes.
- Top drawer is U-shaped.
- Pull-out features soft-close.
- Pull-out features two stainless steel bins, one round and one rectangular.
- Pull-out opening width remains a constant 9″.
- Flush Finished Ends standard.
- Sink bowl clearance to top of drawer box is 7 5/16″.
- Unit must be securely fastened with sufficient type, quantity, and size of screws to all available wall studs and internal structural wall blocking placed between wall studs.
- Do not exceed loading of 25 lbs. / SF for countertop and sink.
- Do not exceed loading of 15 lbs. / SF for contents on shelves and/or in drawers.
- Avoid use of concrete or other heavy masonry countertops.
- Installation to be performed by qualified professionals only.
- Securing the end panels and face frame to structural members available is recommended during installation.
- The use of internal structural wall blocking (2 x 6's) is required to provide secure horizontal attachment points between wall studs.
- Installation instructions and required 3 1/2″ installation screws included, standard 2 1/2″ installation screws are not sufficient in this application.

Door & Drawer Modifications - See page E•4.

CG	CM	FH	GM	IBO	MFO	NBO	PEGS	PM	SDRWS	SGLPN	SM
				•		•	•				

End Panel Modifications - See page E•8.

BBS	DDE	F	FDE	FPE	IPE	RPE	SEBK	SED
•	•				•	•		

Custom Modifications - See page E•12.

ADDTK	ADRW	ART	AS	ATTTK	BBKI	CBO	CCO	CD	CFNTO	CFRMO	CH	CHGDRW	CMAT	CND	CS1	CW	DRWTK	EX	EXD	EXO	EXU
					•	•	•	+	•	•	+					+		•		•	•

FLUTE	FP	FTK	INVS	LSD	MI	OBRB	PFBP	RFLUTE	RTK	RTK6	SCPDRW	TD	TKP	UDRW	URT	VLSO	VR	VTK	VWB	WS
•				•	•			•						•						

+Modifications with a plus sign (+) have exceptions. In the digital PDF, click on the code in the chart for details. See page E•1 for Modification Index.

Vanity Sink Base Three Drawer, Prepped for Foot with False Panel, 30″ High

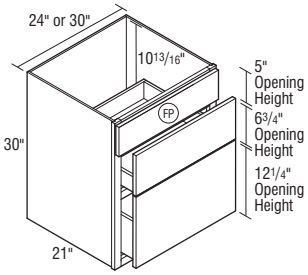

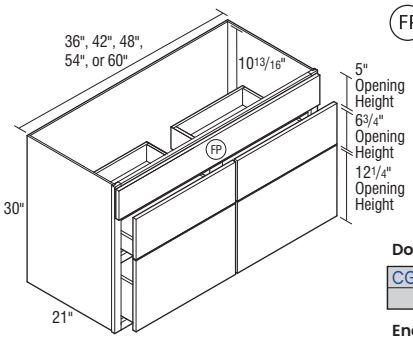

U-SHAPED DRAWER ON SELECT BATH BASE CABINETS

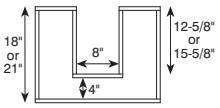

		C	D	F	H	I	J	K	L	M	O	P	Q
VSB3D2430PFFP		1939	1790	1641	1556	1523	1475	1449	1427	1381	1356	1288	1263
VSB3D3030PFFP		2183	2012	1840	1746	1712	1659	1626	1602	1553	1523	1448	1418
VSB3D3630PFFP		2628	2425	2222	2107	2066	2000	1963	1934	1874	1837	1746	1710
VSB3D4230PFFP		3018	2782	2546	2415	2367	2292	2250	2214	2147	2106	1999	1961
VSB3D4830PFFP		3397	3134	2871	2723	2668	2583	2536	2499	2419	2374	2255	2210
VSB3D5430PFFP		3781	3488	3194	3028	2969	2875	2820	2780	2692	2642	2510	2460
VSB3D6030PFFP		4165	3843	3520	3336	3270	3167	3109	3061	2966	2910	2762	2708

- Finished Ends standard.
- Sink bowl clearance to top of drawer box is 10 13/16″.
- Touch-up kit (TUK) and Cabinet Adjustment Guide included. Excludes Brushed Finishes.
- Blocking for use with feet and/or legs pre-installed.
- Cabinet can be used with metal or wood feet.
- This cabinet is not to be used as a wall hung cabinet.

(FP) **False Panel**

Door & Drawer Modifications - See page E•4.

CG	CM	FH	GM	IBO	MFO	NBO	PEGS	PM	SDRWS	SGLPN	SM
				•		•	•				

End Panel Modifications - See page E•8.

BBS	DDE	F	FDE	FPE	IPE	RPE	SEBK	SED
•	•		•	•	•	•	•	

Custom Modifications - See page E•12.

ADDTK	ADRW	ART	AS	ATTTK	BBKI	CBO	CCO	CD	CFNTO	CFRMO	CH	CHGDRW	CMAT	CND	CS1	CW	DRWTK	EX	EXD	EXO	EXU
•					•	•	•	+	•	•	+					+	+	•		•	•

FLUTE	FP	FTK	INVS	LSD	MI	OBRB	PFBP	RFLUTE	RTK	RTK6	SCPDRW	TD	TKP	UDRW	URT	VLSO	VR	VTK	VWB	WS
•		•			•	•		•	+											•

+Modifications with a plus sign (+) have exceptions. In the digital PDF, click on the code in the chart for details. See page E•1 for Modification Index.

Vanity Sink Base with Two Equal Drawers, U-shaped Drawer, Prepped for Foot, 30″ High

	C	D	F	H	I	J	K	L	M	O	P	Q
VSB2ED3030UDPF	1939	1790	1641	1556	1523	1475	1449	1427	1381	1356	1288	1263
VSB2ED3630UDPF	2390	2205	2020	1915	1877	1819	1783	1756	1702	1671	1587	1556
VSB2ED4230UDPF	2776	2560	2344	2222	2178	2110	2071	2040	1975	1938	1840	1804

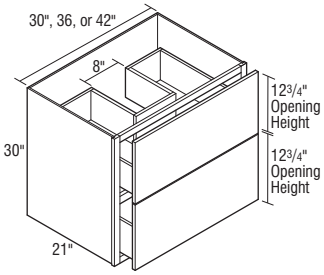

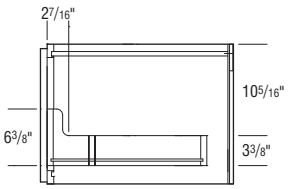

Top U-shaped drawer box has cascading side drawer feature.

U-SHAPED DRAWER ON SELECT BATH BASE CABINETS

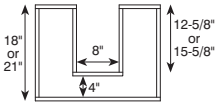

- Finished Ends standard.
- Sink bowl clearance to top of drawer box is 10 5/16″.
- Touch-up kit (TUK) and Cabinet Adjustment Guide included. Excludes Brushed Finishes.
- Blocking for use with feet and/or legs pre-installed.
- Cabinet can be used with metal or wood feet.
- This cabinet is not to be used as a wall hung cabinet.

Door & Drawer Modifications - See page E•4.

CG	CM	FH	GM	IBO	MFO	NBO	PEGS	PM	SDRWS	SGLPN	SM
				•		•	•				

End Panel Modifications - See page E•8.

BBS	DDE	F	FDE	FPE	IPE	RPE	SEBK	SED
•	•		•	•	•	•	•	

Custom Modifications - See page E•12.

ADDTK	ADRW	ART	AS	ATTTK	BBKI	CBO	CCO	CD	CFNTO	CFRMO	CH	CHGDRW	CMAT	CND	CS1	CW	DRWTK	EX	EXD	EXO	EXU
•					•	•	•	+	•	•	+					+	+	•		•	•

FLUTE	FP	FTK	INVS	LSD	MI	OBRB	PFBP	RFLUTE	RTK	RTK6	SCPDRW	TD	TKP	UDRW	URT	VLSO	VR	VTK	VWB	WS
•	•	•		•	•	•		•												•

+Modifications with a plus sign (+) have exceptions. In the digital PDF, click on the code in the chart for details. See page E•1 for Modification Index.

Vanity Base with One Drawer, Prepped for Foot, 15 1/4″ High

	C	D	F	H	I	J	K	L	M	O	P	Q
VB1D2430PF	2081	1921	1761	1670	1639	1586	1556	1532	1484	1457	1383	1356
VB1D3030PF	2225	2054	1883	1783	1749	1693	1662	1640	1587	1557	1478	1450

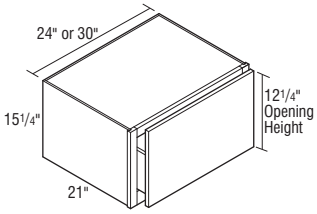

- Finished Ends standard.
- No toekick standard.
- Blocking for use with feet and/or legs pre-installed.
- Cabinet can be used with metal or wood feet.
- This cabinet is not to be used as a wall hung cabinet.

Door & Drawer Modifications - See page E•4.

CG	CM	FH	GM	IBO	MFO	NBO	PEGS	PM	SDRWS	SGLPN	SM
				•		•	•				

End Panel Modifications - See page E•8.

BBS	DDE	F	FDE	FPE	IPE	RPE	SEBK	SED
•	•			•	•		•	

Custom Modifications - See page E•12.

ADDTK	ADRW	ART	AS	ATTTK	BBKI	CBO	CCO	CD	CFNTO	CFRMO	CH	CHGDRW	CMAT	CND	CS1	CW	DRWTK	EX	EXD	EXO	EXU
•					•	•	•	+	•	•	+					+	+	•		•	•

FLUTE	FP	FTK	INVS	LSD	MI	OBRB	PFBP	RFLUTE	RTK	RTK6	SCPDRW	TD	TKP	UDRW	URT	VLSO	VR	VTK	VWB	WS
•		•		•	•	•		•												•

+Modifications with a plus sign (+) have exceptions. In the digital PDF, click on the code in the chart for details. See page E•1 for Modification Index.

Linen Tower, Prepped for Foot, 49 1/2″, 55 1/2″, or 61 1/2″ High

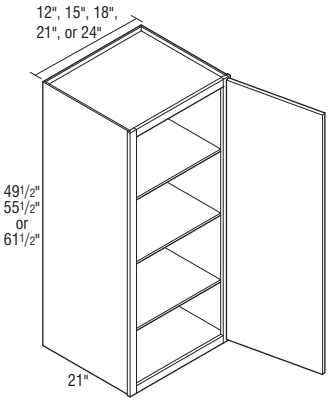

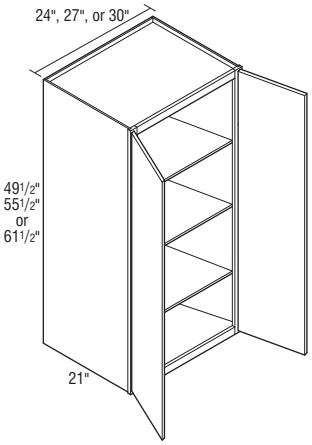

	C	D	F	H	I	J	K	L	M	O	P	Q
LTWR1249.5PF L or R	2446	2257	2068	1961	1920	1861	1826	1800	1743	1709	1622	1592
LTWR1549.5PF L or R	2549	2351	2153	2041	2000	1938	1902	1874	1812	1780	1691	1656
LTWR1849.5PF L or R	2636	2433	2229	2111	2071	2006	1967	1938	1877	1840	1748	1715
LTWR2149.5PF L or R	2737	2526	2314	2194	2150	2080	2044	2014	1948	1913	1818	1781
LTWR2449.5PF L or R	2828	2607	2387	2264	2220	2150	2108	2076	2013	1973	1876	1838
LTWR1255.5PF L or R	2686	2477	2269	2152	2108	2044	2005	1975	1913	1877	1782	1747
LTWR1555.5PF L or R	2788	2572	2355	2233	2191	2120	2079	2051	1985	1947	1849	1811
LTWR1855.5PF L or R	2875	2652	2429	2304	2258	2186	2147	2115	2047	2010	1908	1872
LTWR2155.5PF L or R	2979	2747	2516	2384	2339	2264	2222	2191	2120	2079	1975	1936
LTWR2455.5PF L or R	3069	2830	2592	2455	2408	2331	2288	2255	2183	2141	2035	1994
LTWR1261.5PF L or R	2878	2656	2433	2305	2259	2188	2148	2117	2048	2012	1910	1873
LTWR1561.5PF L or R	3217	2969	2722	2577	2529	2448	2404	2367	2292	2250	2137	2094
LTWR1861.5PF L or R	3308	3051	2793	2650	2598	2516	2468	2433	2354	2312	2195	2152
LTWR2161.5PF L or R	3404	3143	2882	2731	2677	2593	2544	2507	2426	2382	2261	2218
LTWR2461.5PF L or R	3497	3226	2955	2802	2747	2659	2610	2572	2489	2444	2321	2275
LTWR2449.5PF	3209	2960	2712	2572	2519	2440	2395	2359	2286	2243	2129	2087
LTWR2749.5PF	3947	3642	3338	3164	3102	3004	2947	2902	2811	2760	2621	2569
LTWR3049.5PF	4191	3865	3539	3358	3292	3185	3126	3080	2983	2927	2780	2725
LTWR2455.5PF	3450	3182	2914	2762	2708	2624	2574	2537	2455	2409	2289	2244
LTWR2755.5PF	4191	3865	3539	3358	3292	3185	3126	3080	2983	2927	2780	2725
LTWR3055.5PF	4431	4087	3743	3548	3478	3368	3305	3256	3154	3093	2940	2882
LTWR2461.5PF	3881	3580	3278	3109	3048	2950	2895	2854	2762	2710	2574	2522
LTWR2761.5PF	4619	4262	3904	3704	3629	3515	3447	3397	3292	3229	3065	3005
LTWR3061.5PF	4861	4483	4106	3894	3817	3695	3628	3574	3460	3396	3223	3161

- 55 1/2″ and 61 1/2″ high have four adjustable shelves.
- Finished Ends standard.
- Cabinet can be used with metal or wood feet.
- Cabinets use standard wall cabinet construction. Additional materials may be required for field installation if top of cabinet will be visible.
- Blocking for use with feet and/or legs pre-installed.
- This cabinet is not to be used as a wall hung cabinet.

Door & Drawer Modifications - See page E•4.

CG	CM	FH	GM	IBO	MFO	NBO	PEGS	PM	SDRWS	SGLPN	SM
		•		•	•	•	•				

End Panel Modifications - See page E•8.

BBS	DDE	F	FDE	FPE	IPE	RPE	SEBK	SED
•	•		•	•	•	•	•	•

Custom Modifications - See page E•12.

ADDTK	ADRW	ART	AS	ATTTK	BBKI	CBO	CCO	CD	CFNTO	CFRMO	CH	CHGDRW	CMAT	CND	CS1	CW	DRWTK	EX	EXD	EXO	EXU
•		•			•	•	•	+	•	•	+			•	+	+	+	•		•	•

FLUTE	FP	FTK	INVS	LSD	MI	OBRB	PFBP	RFLUTE	RTK	RTK6	SCPDRW	TD	TKP	UDRW	URT	VLSO	VR	VTK	VWB	WS
•		•			•	•		•									+			+

+Modifications with a plus sign (+) have exceptions. In the digital PDF, click on the code in the chart for details. See page E•1 for Modification Index.

Linen Tower One Drawer, Prepped for Foot, 49 1/2″, 55 1/2″, or 61 1/2″ High

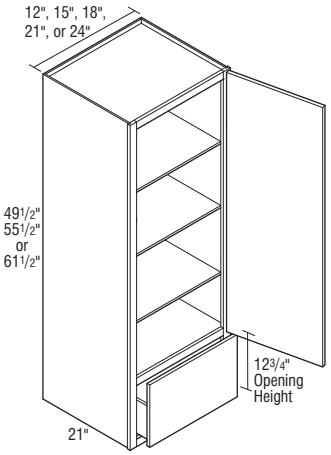

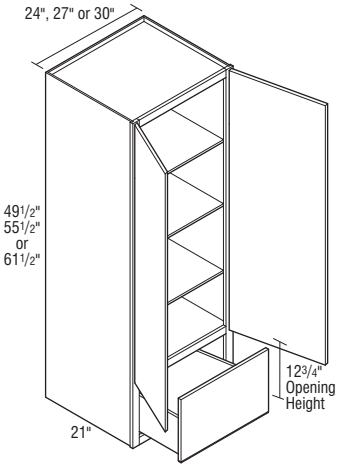

	C	D	F	H	I	J	K	L	M	O	P	Q
LTWR1D1249.5PF L or R	2589	2389	2188	2074	2035	1969	1933	1904	1845	1809	1718	1686
LTWR1D1549.5PF L or R	2691	2483	2275	2157	2112	2047	2010	1980	1916	1882	1784	1751
LTWR1D1849.5PF L or R	2782	2566	2350	2229	2183	2115	2074	2044	1980	1941	1845	1808
LTWR1D2149.5PF L or R	2880	2658	2436	2309	2262	2193	2150	2119	2052	2014	1913	1875
LTWR1D2449.5PF L or R	2969	2740	2510	2380	2331	2259	2218	2184	2115	2074	1970	1932
LTWR1D1255.5PF L or R	2828	2610	2391	2266	2222	2153	2111	2079	2015	1976	1878	1839
LTWR1D1555.5PF L or R	2930	2704	2477	2348	2300	2230	2188	2155	2087	2047	1944	1907
LTWR1D1855.5PF L or R	3021	2785	2550	2419	2372	2296	2255	2221	2150	2110	2005	1964
LTWR1D2155.5PF L or R	3120	2878	2636	2501	2451	2374	2328	2294	2222	2182	2071	2028
LTWR1D2455.5PF L or R	3209	2960	2712	2572	2519	2440	2395	2359	2286	2243	2129	2087
LTWR1D1261.5PF L or R	3023	2788	2552	2420	2373	2298	2256	2222	2152	2111	2006	1966
LTWR1D1561.5PF L or R	3363	3102	2841	2696	2642	2558	2510	2473	2393	2350	2232	2186
LTWR1D1861.5PF L or R	3450	3183	2916	2763	2709	2625	2575	2538	2457	2411	2290	2244
LTWR1D2161.5PF L or R	3554	3277	3000	2846	2790	2701	2651	2612	2530	2482	2356	2312
LTWR1D2461.5PF L or R	3640	3359	3078	2918	2858	2769	2716	2677	2593	2544	2417	2369
LTWR1D2449.5PF	3350	3092	2835	2687	2632	2549	2503	2466	2387	2343	2225	2182
LTWR1D2749.5PF	4090	3774	3459	3278	3214	3114	3055	3009	2914	2860	2716	2662
LTWR1D3049.5PF	4333	3997	3661	3471	3403	3296	3233	3185	3084	3027	2874	2818
LTWR1D2455.5PF	3591	3313	3035	2878	2820	2733	2680	2642	2558	2511	2383	2337
LTWR1D2755.5PF	4333	3997	3661	3471	3403	3296	3233	3185	3084	3027	2874	2818
LTWR1D3055.5PF	4573	4219	3865	3664	3590	3478	3413	3362	3255	3194	3033	2975
LTWR1D2461.5PF	4023	3712	3400	3223	3160	3060	3002	2959	2865	2811	2670	2619
LTWR1D2761.5PF	4763	4395	4026	3817	3741	3625	3555	3502	3392	3330	3161	3100
LTWR1D3061.5PF	5003	4616	4228	4008	3931	3805	3735	3679	3563	3496	3320	3254

- 55 1/2″ and 61 1/2″ high have four adjustable shelves.
- Finished Ends standard.
- Cabinet can be used with metal or wood feet.
- Cabinets use standard wall cabinet construction. Additional materials may be required for field installation if top of cabinet will be visible.
- Blocking for use with feet and/or legs pre-installed.
- This cabinet is not to be used as a wall hung cabinet.

Door & Drawer Modifications - See page E•4.

CG	CM	FH	GM	IBO	MFO	NBO	PEGS	PM	SDRWS	SGLPN	SM
•	•	•	+	•	•	•	•	•			

End Panel Modifications - See page E•8.

BBS	DDE	F	FDE	FPE	IPE	RPE	SEBK	SED
•	•		•	•	•	•	•	

Custom Modifications - See page E•12.

ADDTK	ADRW	ART	AS	ATTTK	BBKI	CBO	CCO	CD	CFNTO	CFRMO	CH	CHGDRW	CMAT	CND	CS1	CW	DRWTK	EX	EXD	EXO	EXU
•		•			•	•	•	+	•	•	+			•		+	+	•		•	•

FLUTE	FP	FTK	INVS	LSD	MI	OBRB	PFBP	RFLUTE	RTK	RTK6	SCPDRW	TD	TKP	UDRW	URT	VLSO	VR	VTK	VWB	WS
•		•		•	•	•		•									+			+

+Modifications with a plus sign (+) have exceptions. In the digital PDF, click on the code in the chart for details. See page E•1 for Modification Index.

Linen Tower One Drawer, Prepped for Foot, 67 1/2″ or 73 1/2″ High

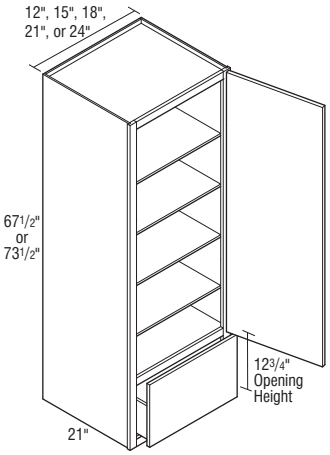

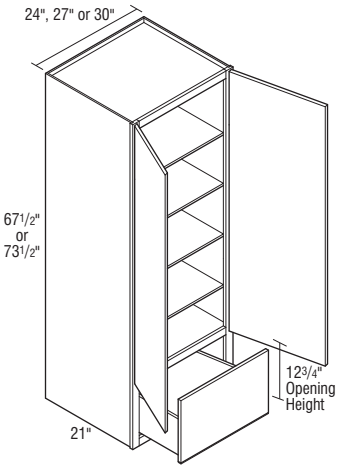

	C	D	F	H	I	J	K	L	M	O	P	Q
LTWR1D1267.5PF L or R	3166	2920	2673	2537	2485	2408	2361	2327	2255	2211	2101	2059
LTWR1D1567.5PF L or R	3507	3236	2965	2809	2754	2668	2617	2577	2496	2449	2327	2283
LTWR1D1867.5PF L or R	3592	3314	3036	2882	2821	2734	2681	2643	2560	2512	2384	2339
LTWR1D2167.5PF L or R	3698	3410	3123	2960	2901	2811	2759	2718	2631	2582	2452	2405
LTWR1D2467.5PF L or R	3782	3491	3200	3031	2972	2878	2822	2784	2696	2644	2512	2461
LTWR1D1273.5PF L or R	3310	3052	2794	2651	2600	2517	2470	2434	2355	2313	2196	2153
LTWR1D1573.5PF L or R	3649	3367	3084	2924	2866	2776	2725	2682	2600	2549	2421	2374
LTWR1D1873.5PF L or R	3736	3447	3158	2995	2937	2843	2790	2751	2662	2612	2480	2433
LTWR1D2173.5PF L or R	3843	3544	3245	3078	3016	2922	2865	2822	2734	2682	2547	2499
LTWR1D2473.5PF L or R	3931	3625	3320	3148	3084	2988	2931	2888	2796	2745	2607	2556
LTWR1D2467.5PF	4168	3845	3522	3339	3273	3170	3111	3063	2968	2912	2764	2710
LTWR1D2767.5PF	4912	4529	4146	3933	3853	3734	3662	3610	3494	3429	3256	3192
LTWR1D3067.5PF	5143	4747	4350	4124	4041	3914	3843	3786	3665	3597	3415	3348
LTWR1D2473.5PF	4314	3978	3642	3455	3387	3278	3217	3172	3070	3014	2862	2806
LTWR1D2773.5PF	5055	4661	4268	4047	3966	3844	3770	3714	3597	3529	3352	3285
LTWR1D3073.5PF	5292	4882	4472	4239	4156	4025	3949	3891	3768	3695	3510	3442

- Finished Ends standard.
- Cabinet can be used with metal or wood feet.
- Cabinets use standard wall cabinet construction. Additional materials may be required for field installation if top of cabinet will be visible.
- Blocking for use with feet and/or legs pre-installed.
- This cabinet is not to be used as a wall hung cabinet.

Door & Drawer Modifications - See page E•4.

CG	CM	FH	GM	IBO	MFO	NBO	PEGS	PM	SDRWS	SGLPN	SM
•		•		•	•	•	•				

End Panel Modifications - See page E•8.

BBS	DDE	F	FDE	FPE	IPE	RPE	SEBK	SED
•	•		•	•	•	•	•	

Custom Modifications - See page E•12.

ADDTK	ADRW	ART	AS	ATTTK	BBKI	CBO	CCO	CD	CFNTO	CFRMO	CH	CHGDRW	CMAT	CND	CS1	CW	DRWTK	EX	EXD	EXO	EXU
•		•			•	•	•	+	•	•	+			•		+	+	•		•	•

FLUTE	FP	FTK	INVS	LSD	MI	OBRB	PFBP	RFLUTE	RTK	RTK6	SCPDRW	TD	TKP	UDRW	URT	VLSO	VR	VTK	VWB	WS
•		•		•	•	•		•									+			+

+Modifications with a plus sign (+) have exceptions. In the digital PDF, click on the code in the chart for details. See page E•1 for Modification Index.

Linen Tower Two Drawer, Prepped for Foot, 79 1/2″, 85 1/2″, or 91 1/2″ High

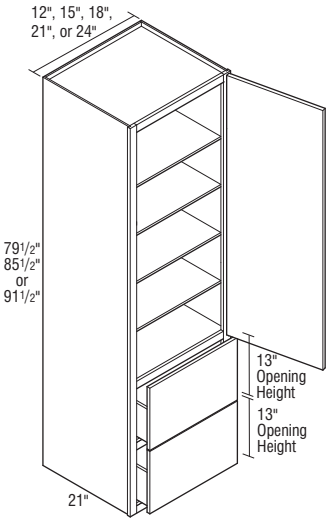

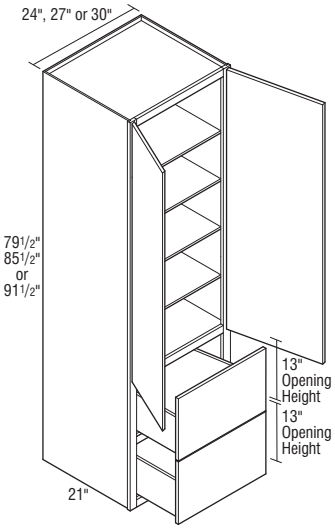

		C	D	F	H	I	J	K	L	M	O	P	Q
LTWR2D1279.5PF L or R		3451	3184	2918	2765	2710	2626	2576	2539	2458	2412	2290	2246
LTWR2D1579.5PF L or R		3791	3499	3207	3040	2979	2886	2832	2790	2701	2651	2517	2468
LTWR2D1879.5PF L or R		3882	3581	3279	3111	3049	2952	2896	2855	2763	2712	2575	2526
LTWR2D2179.5PF L or R		3986	3676	3366	3190	3128	3030	2974	2929	2837	2784	2644	2592
LTWR2D2479.5PF L or R		4073	3758	3442	3264	3200	3096	3039	2994	2899	2845	2701	2649
LTWR2D1285.5PF L or R		3594	3316	3039	2883	2822	2735	2682	2644	2563	2513	2386	2341
LTWR2D1585.5PF L or R		3937	3632	3328	3155	3091	2995	2940	2895	2804	2753	2612	2563
LTWR2D1885.5PF L or R		4026	3714	3401	3226	3161	3061	3004	2960	2866	2813	2671	2620
LTWR2D2185.5PF L or R		4124	3806	3488	3307	3242	3139	3081	3033	2940	2885	2738	2684
LTWR2D2485.5PF L or R		4215	3889	3563	3377	3310	3207	3147	3101	3000	2946	2796	2742
LTWR2D1291.5PF L or R		3742	3451	3160	2996	2938	2845	2791	2752	2663	2614	2482	2434
LTWR2D1591.5PF L or R		4079	3764	3450	3270	3205	3106	3046	3000	2905	2850	2708	2656
LTWR2D1891.5PF L or R		4171	3847	3524	3340	3274	3172	3112	3065	2969	2913	2765	2712
LTWR2D2191.5PF L or R		4268	3939	3610	3423	3354	3248	3186	3140	3041	2984	2835	2779
LTWR2D2491.5PF L or R		4362	4023	3684	3493	3424	3314	3252	3205	3106	3048	2893	2836
LTWR2D2479.5PF		4456	4110	3764	3571	3498	3390	3325	3275	3173	3114	2956	2897
LTWR2D2779.5PF		5197	4794	4390	4162	4079	3951	3876	3820	3699	3630	3447	3379
LTWR2D3079.5PF		5435	5014	4593	4355	4268	4133	4057	3997	3871	3797	3606	3536
LTWR2D2485.5PF		4598	4241	3885	3684	3612	3498	3432	3381	3274	3213	3052	2993
LTWR2D2785.5PF		5339	4925	4510	4278	4193	4061	3984	3927	3801	3731	3544	3473
LTWR2D3085.5PF		5578	5146	4715	4469	4379	4244	4164	4101	3974	3899	3704	3630
LTWR2D2491.5PF		4742	4375	4007	3800	3724	3609	3539	3488	3377	3313	3148	3084
LTWR2D2791.5PF		5479	5057	4635	4394	4305	4170	4092	4033	3904	3830	3637	3567
LTWR2D3091.5PF		5722	5279	4835	4585	4493	4352	4271	4209	4075	3998	3797	3722

- Finished Ends standard.
- Cabinet can be used with metal or wood feet.
- Cabinets use standard wall cabinet construction. Additional materials may be required for field installation if top of cabinet will be visible.
- Blocking for use with feet and/or legs pre-installed.
- This cabinet is not to be used as a wall hung cabinet.

Door & Drawer Modifications - See page E•4.

CG	CM	FH	GM	IBO	MFO	NBO	PEGS	PM	SDRWS	SGLPN	SM
•		•		•	•	•	•				

End Panel Modifications - See page E•8.

BBS	DDE	F	FDE	FPE	IPE	RPE	SEBK	SED
•	•		•	•	•	•	•	

Custom Modifications - See page E•12.

ADDTK	ADRW	ART	AS	ATTTK	BBKI	CBO	CCO	CD	CFNTO	CFRMO	CH	CHGDRW	CMAT	CND	CS1	CW	DRWTK	EX	EXD	EXO	EXU
•		•			•	•	•	+	•	•	+			•		+	+	•		•	•

FLUTE	FP	FTK	INVS	LSD	MI	OBRB	PFBP	RFLUTE	RTK	RTK6	SCPDRW	TD	TKP	UDRW	URT	VLSO	VR	VTK	VWB	WS
•		•		•	•	•		•									+			+

+Modifications with a plus sign (+) have exceptions. In the digital PDF, click on the code in the chart for details. See page E•1 for Modification Index.

Vanity Wall with Towel Bar, 30″ or 36″ High, 8″ Deep

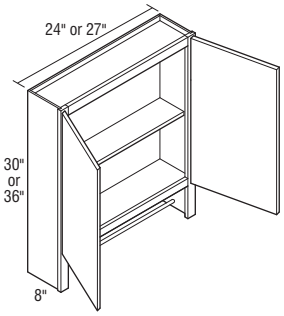

	C	D	F	H	I	J	K	L	M	O	P	Q
VW24308TB	2509	2314	2119	2010	1969	1907	1873	1845	1784	1752	1663	1631
VW24368TB	2673	2465	2257	2139	2098	2031	1992	1964	1902	1866	1773	1739
VW27308TB	2604	2402	2201	2085	2045	1981	1941	1914	1854	1821	1727	1693
VW27368TB	2695	2489	2283	2162	2120	2053	2015	1985	1921	1886	1792	1754

- Finished Flush Ends standard.
- Matching Interior standard.
- Wooden Towel Bar standard.

Door & Drawer Modifications - See page E•4.

CG	CM	FH	GM	IBO	MFO	NBO	PEGS	PM	SDRWS	SGLPN	SM
				•		•					

End Panel Modifications - See page E•8.

BBS	DDE	F	FDE	FPE	IPE	RPE	SEBK	SED
							•	•

Custom Modifications - See page E•12.

ADDTK	ADRW	ART	AS	ATTTK	BBKI	CBO	CCO	CD	CFNTO	CFRMO	CH	CHGDRW	CMAT	CND	CS1	CW	DRWTK	EX	EXD	EXO	EXU
					•	•	•	+	•	•	+					+		•		•	•

FLUTE	FP	FTK	INVS	LSD	MI	OBRB	PFBP	RFLUTE	RTK	RTK6	SCPDRW	TD	TKP	UDRW	URT	VLSO	VR	VTK	VWB	WS
•								•												•

+Modifications with a plus sign (+) have exceptions. In the digital PDF, click on the code in the chart for details. See page E•1 for Modification Index.

Vanity Wall with Open Shelf Upper Section, 30″ or 36″ High, 8″ Deep

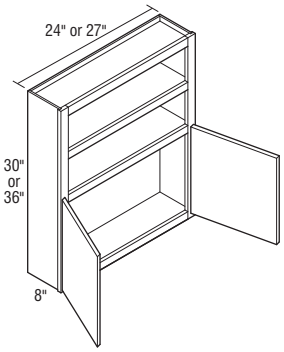

	C	D	F	H	I	J	K	L	M	O	P	Q
VW24308OSU	2315	2137	1959	1855	1819	1761	1727	1704	1649	1617	1536	1506
VW24368OSU	2477	2287	2097	1987	1945	1885	1849	1823	1766	1732	1645	1613
VW27308OSU	2412	2225	2038	1933	1893	1835	1801	1774	1717	1687	1599	1567
VW27368OSU	2544	2348	2152	2040	1999	1936	1901	1873	1811	1779	1690	1655

- 30″ high does not include a shelf.
- Matching Interior standard.
- Finished Flush Ends standard.

Door & Drawer Modifications - See page E•4.

CG	CM	FH	GM	IBO	MFO	NBO	PEGS	PM	SDRWS	SGLPN	SM
•		•		•	•	•	•				

End Panel Modifications - See page E•8.

BBS	DDE	F	FDE	FPE	IPE	RPE	SEBK	SED
							•	•

Custom Modifications - See page E•12.

ADDTK	ADRW	ART	AS	ATTTK	BBKI	CBO	CCO	CD	CFNTO	CFRMO	CH	CHGDRW	CMAT	CND	CS1	CW	DRWTK	EX	EXD	EXO	EXU
					•	•	•	+	•	•	+					+		•		•	•

FLUTE	FP	FTK	INVS	LSD	MI	OBRB	PFBP	RFLUTE	RTK	RTK6	SCPDRW	TD	TKP	UDRW	URT	VLSO	VR	VTK	VWB	WS
•				•				•												•

+Modifications with a plus sign (+) have exceptions. In the digital PDF, click on the code in the chart for details. See page E•1 for Modification Index.

Vanity Wall with Open Shelf, 30″ High, 9″ Deep

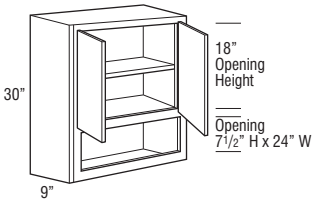

	C	D	F	H	I	J	K	L	M	O	P	Q
VW27309OS	2291	2114	1936	1836	1798	1743	1711	1685	1631	1603	1519	1489

- Matching Interior standard.

Door & Drawer Modifications - See page E•4.

CG	CM	FH	GM	IBO	MFO	NBO	PEGS	PM	SDRWS	SGLPN	SM
•		•		•	•	•	•				

End Panel Modifications - See page E•8.

BBS	DDE	F	FDE	FPE	IPE	RPE	SEBK	SED
•	•	•		•			•	

Custom Modifications - See page E•12.

ADDTK	ADRW	ART	AS	ATTTK	BBKI	CBO	CCO	CD	CFNTO	CFRMO	CH	CHGDRW	CMAT	CND	CS1	CW	DRWTK	EX	EXD	EXO	EXU
					•	•	•	+	•	•	+					+		•		•	•

FLUTE	FP	FTK	INVS	LSD	MI	OBRB	PFBP	RFLUTE	RTK	RTK6	SCPDRW	TD	TKP	UDRW	URT	VLSO	VR	VTK	VWB	WS
•				•				•												•

+Modifications with a plus sign (+) have exceptions. In the digital PDF, click on the code in the chart for details. See page E•1 for Modification Index.

		C	D	F	H	I	J	K	L	M	O	P	Q
Vanity Mirror Frame, 3/4″ Deep, Specify Width x Height	**VMFS**	222	222	222	222	222	222	222	222	222	222	222	222

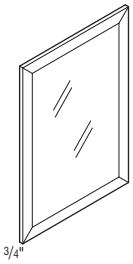

- 1/8″ thick mirror.
- Mirror to be dropped shipped separately from mirror frame.
- Specify width x height.
- Maximum width is 60″.
- Maximum height is 60″.
- Maximum width or height is 36″ when opposite width or height exceeds 36″.
- Priced per square foot.
- Finishing Techniques available: R+.

Modifications Are Not Available

Vanity Mirror Frame Channel, 1 1/2″ Deep, Specify Width x Height	**VMFCS**	202	202	202	202	202	202	202	202	202	202	202	202

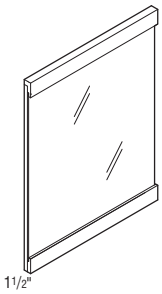

- 1/4″ thick mirror.
- Mirror to be dropped shipped separately from mirror frame.
- Installation instructions included.
- Specify width x height.
- Maximum width is 96″.
- Maximum height is 96″.
- Maximum width or height is 48″ when opposite width or height exceeds 48″.
- Priced per square foot.
- Finishing Techniques available: R+.

Modifications Are Not Available

Hamper Kit, White	**HAMPERK18W**	744	744	744	744	744	744	744	744	744	744	744	744

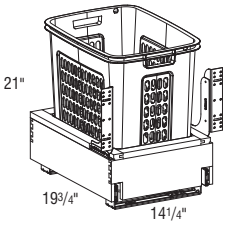

- For 18″ wide base cabinet, 15″ wide opening.
- Available for installation in 21″ or 24″ deep cabinets.

Modifications Are Not Available

Vanity Grooming Pull-out Kit, 20 1/4″ High, 19″ Deep	**VGPOKIT12**	519	519	519	519	519	519	519	519	519	519	519	519

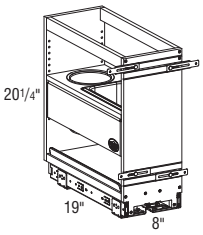

- For 12″ wide base cabinet, 9″ wide opening.
- Available for installation in 21″ or 24″ deep cabinets.
- Pull-out features soft-close.
- Pull-out features two stainless steel bins, one round and one rectangular.

Modifications Are Not Available

TABLE OF CONTENTS – OFFICE AND FURNITURE CABINETS

Furniture Entry Ensemble Cabinets ..... M•2
Desk Cabinets ..... M•8
Wall Open Shelf Cabinets ..... M•11
Furniture Bookcase Cabinets ..... M•13

OFFICE AND FURNITURE CABINETS

Office and Furniture Cabinet Nomenclature

WOS1830

Cabinet Type — Cabinet Width

Modification Grid Key

+	Available with exceptions
•	Available

Door & Drawer Modifications

Modification	Description
A	Aluminum Frame Door
CG	Cut-for-glass
CM	Classic Mullion Door
FH	Finial Hinges
GM	Gallery Mullion Door
IBO	Inset Beaded Overlay
MFO	Modified Full Overlay
NBO	Inset Non-Beaded Overlay
PEGS	Faux Square Peg
PM	Prairie Mullion Door
SGLPN	Single Panel Tall Door
SM	Shaker Mullion Door

End Panel Modifications

Modification	Description
BBS	Beadboard Side
DDE	Decorative Door on End
F	Finished End
FDE	Functional Door on End
FPE	Furniture Plywood End
IPE	Inset Panel End
RPE	Recessed or Raised Panel End
SEBK	Side Extended Back
SED	Side Extended Down

Custom Modifications

Modification	Description
ADDTK	Add Toekick
ADRW	Add Drawer
ART	Adjustable Roll Trays
AS	Additional Shelf
ATTTK	Attach Toekick
BBKI	Beadboard Back Interior
CBO	Cabinet Box Only
CCO	Cabinet Case Only
CD	Change Depth
CFNTO	Cabinet Front Only
CFRMO	Cabinet Face Frame Only
CH	Change Height
CHGDRW	Charging Drawer
CND	Cabinet No Door
CS1	Add Center Stile
CW	Change Width
DRWSC	Drawer, Secured
DRWTK	Drawer Toekick
EX	Extended Stile
EXD	Extended Down
EXO	Extended Stile with Overlay
EXU	Extended Up
FD	Full Depth Shelf
FLUTE	Fluting
FP	False Panel
FTK	Flush Toekick
INVF	Inverted Face
LSD	Loose Doors and/or Drawer Fronts
MI	Matching Interior
OBRB	Open Bottom Rail Base
PFBP	Prep for Finished Bottom with Panel
RFLUTE	Rosette Fluting
RTK	Recessed Toekick
RTK6	Recessed Toekick, 6"
STORB	Storage Open Rail Base
TKP	Toekick Pedestal
VR	Valance Rail
VTK	Void Toekick
WS	Wide Stile

Doors on openings 46 1/2" high and taller will have two center panels with a horizontal rail unless otherwise noted.

Furniture Entry Ensemble Tall with One Drawer, 21″ Deep

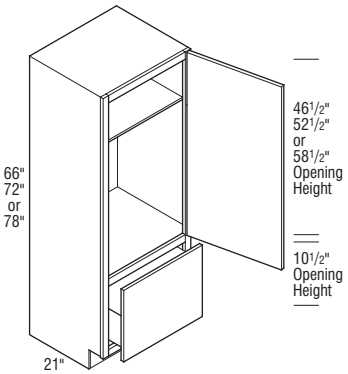

	C	D	F	H	I	J	K	L	M	O	P	Q
FEET1D1866 L or R	4815	4440	4064	3839	3760	3637	3563	3516	3397	3352	3173	3111
FEET1D2166 L or R	5272	4862	4452	4202	4122	3986	3905	3849	3722	3672	3475	3406
FEET1D2466 L or R	5766	5316	4865	4593	4504	4356	4265	4210	4068	4013	3796	3723
FEET1D1872 L or R	4968	4579	4189	3955	3876	3751	3674	3625	3502	3457	3269	3209
FEET1D2172 L or R	5430	5009	4588	4330	4244	4104	4021	3966	3837	3784	3578	3510
FEET1D2472 L or R	5930	5471	5012	4731	4638	4487	4395	4333	4189	4136	3911	3837
FEET1D1878 L or R	5116	4717	4319	4078	3997	3867	3787	3737	3612	3565	3371	3306
FEET1D2178 L or R	5592	5158	4723	4458	4370	4228	4141	4087	3950	3898	3687	3614
FEET1D2478 L or R	6116	5639	5162	4871	4775	4621	4527	4463	4316	4259	4031	3951

- Includes one fixed shelf.
- Matching Interior and Finished Ends standard.

Door & Drawer Modifications - See page E•4.

A	CG	CM	FH	GM	IBO	MFO	NBO	PEGS	PM	SGLPN	SM
•	•	•	•	•	•	•	•	•	•	+	

End Panel Modifications - See page E•8.

BBS	DDE	F	FDE	FPE	IPE	RPE	SEBK	SED
•	•		•	•	•	•	•	

Custom Modifications - See page E•12.

ADDTK	ADRW	ART	AS	ATTTK	BBKI	CBO	CCO	CD	CFNTO	CFRMO	CH	CHGDRW	CND	CSI	CW	DRWSC	DRWTK	EX	EXD	EXO
		•			•	•	•	+	•	•	+		•		+		•	•		•

EXU	FD	FLUTE	FP	FTK	INVF	LSD	MI	OBRB	PFBP	RFLUTE	RTK	RTK6	STORB	TKP	VR	VTK	WS
•		•		•		•		•		•	•		•	•	•	•	•

+Modifications with a plus sign (+) have exceptions. In the digital PDF, click on the code in the chart for details. See page E•1 for Modification Index.

Furniture Entry Ensemble Base with One Drawer, 18″ High, 21″ Deep

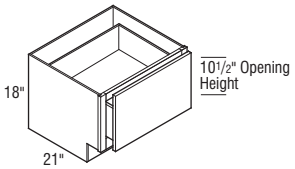

FEEB1D1818	2233	2059	1884	1777	1744	1688	1652	1631	1576	1555	1469	1441
FEEB1D2118	2348	2166	1985	1874	1836	1776	1742	1716	1659	1639	1549	1519
FEEB1D2418	2425	2234	2044	1932	1892	1830	1793	1771	1709	1688	1594	1565
FEEB1D3618	2782	2566	2350	2220	2174	2106	2063	2035	1964	1939	1835	1800

- Matching Interior and Finished Ends standard.

Door & Drawer Modifications - See page E•4.

A	CG	CM	FH	GM	IBO	MFO	NBO	PEGS	PM	SGLPN	SM
					•		•	•			

End Panel Modifications - See page E•8.

BBS	DDE	F	FDE	FPE	IPE	RPE	SEBK	SED
•	•			•	•	•	•	

Custom Modifications - See page E•12.

ADDTK	ADRW	ART	AS	ATTTK	BBKI	CBO	CCO	CD	CFNTO	CFRMO	CH	CHGDRW	CND	CSI	CW	DRWSC	DRWTK	EX	EXD	EXO
					•	•	•	+	•	•	+				+		•	•		•

EXU	FD	FLUTE	FP	FTK	INVF	LSD	MI	OBRB	PFBP	RFLUTE	RTK	RTK6	STORB	TKP	VR	VTK	WS
•		•		•		•		•		•	•		•	•		•	•

+Modifications with a plus sign (+) have exceptions. In the digital PDF, click on the code in the chart for details. See page E•1 for Modification Index.

Furniture Entry Ensemble Base Open, 18″ High, 21″ Deep

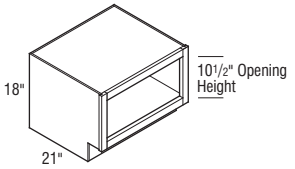

FEEBO1818	2570	2369	2167	2045	2006	1940	1900	1875	1810	1788	1691	1659
FEEBO2118	2697	2490	2283	2154	2110	2041	1999	1971	1907	1882	1779	1746
FEEBO2418	2782	2566	2350	2220	2174	2106	2063	2035	1964	1939	1835	1800
FEEBO3618	3201	2952	2704	2550	2501	2420	2372	2339	2259	2232	2110	2070

- Matching Interior and Finished Ends standard.

Door & Drawer Modifications - See page E•4.

A	CG	CM	FH	GM	IBO	MFO	NBO	PEGS	PM	SGLPN	SM
					•		•				

End Panel Modifications - See page E•8.

BBS	DDE	F	FDE	FPE	IPE	RPE	SEBK	SED
•	•			•	•	•	•	

Custom Modifications - See page E•12.

ADDTK	ADRW	ART	AS	ATTTK	BBKI	CBO	CCO	CD	CFNTO	CFRMO	CH	CHGDRW	CND	CSI	CW	DRWSC	DRWTK	EX	EXD	EXO
					•	•	•	+	•	•	+				+		•	•		•

EXU	FD	FLUTE	FP	FTK	INVF	LSD	MI	OBRB	PFBP	RFLUTE	RTK	RTK6	STORB	TKP	VR	VTK	WS
•		•		•		•		•		•	•		•	•		•	•

+Modifications with a plus sign (+) have exceptions. In the digital PDF, click on the code in the chart for details. See page E•1 for Modification Index.

Furniture Entry Ensemble Locker Wall

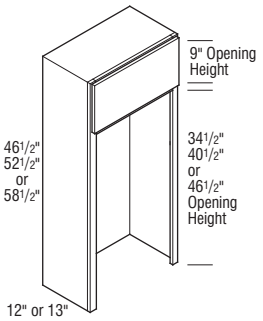

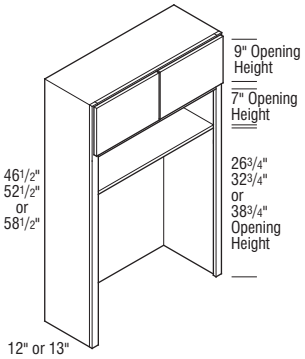

		C	D	F	H	I	J	K	L	M	O	P	Q
FEELW1846.5 L or R		2092	1928	1763	1662	1633	1578	1548	1524	1475	1456	1376	1348
FEELW2146.5 L or R		2279	2103	1928	1818	1780	1723	1689	1663	1612	1589	1503	1473
FEELW2446.5 L or R		2636	2433	2229	2103	2063	1994	1953	1929	1864	1837	1739	1705
FEELW1852.5 L or R		2154	1985	1816	1714	1682	1625	1592	1570	1519	1497	1417	1390
FEELW2152.5 L or R		2423	2231	2040	1928	1887	1826	1788	1766	1707	1686	1592	1561
FEELW2452.5 L or R		2717	2505	2294	2165	2121	2053	2012	1985	1919	1892	1790	1756
FEELW1858.5 L or R		2212	2042	1872	1768	1729	1673	1642	1618	1565	1546	1462	1431
FEELW2158.5 L or R		2491	2297	2103	1987	1944	1883	1845	1819	1757	1736	1642	1611
FEELW2458.5 L or R		2799	2580	2362	2232	2185	2115	2072	2042	1976	1947	1845	1808
FEELW2446.5		2964	2734	2504	2365	2317	2243	2196	2166	2097	2069	1956	1917
FEELW3646.5		3246	2990	2735	2583	2535	2452	2397	2369	2289	2257	2137	2097
FEELW2452.5		3052	2816	2579	2434	2384	2309	2259	2232	2157	2127	2013	1975
FEELW3652.5		3340	3079	2818	2660	2607	2522	2473	2437	2355	2326	2200	2158
FEELW2458.5		3146	2901	2656	2507	2460	2380	2328	2298	2221	2193	2073	2035
FEELW3658.5		3437	3170	2902	2738	2684	2600	2545	2510	2425	2393	2262	2221

- Matching Interior and Finished Ends standard.
- Non-Beaded and Beaded Inset are standard 13" deep.

Door & Drawer Modifications - See page E•4.

A	CG	CM	FH	GM	IBO	MFO	NBO	PEGS	PM	SGLPN	SM
•			•		•	•	•	•			•

End Panel Modifications - See page E•8.

BBS	DDE	F	FDE	FPE	IPE	RPE	SEBK	SED
•	•		•	•	•	•	•	

Custom Modifications - See page E•12.

ADDTK	ADRW	ART	AS	ATTTK	BBKI	CBO	CCO	CD	CFNTO	CFRMO	CH	CHGDRW	CND	CS1	CW	DRWSC	DRWTK	EX	EXD	EXO
					•	•	•	+	•	•	+		•	+	+			•		•

EXU	FD	FLUTE	FP	FTK	INVF	LSD	MI	OBRB	PFBP	RFLUTE	RTK	RTK6	STORB	TKP	VR	VTK	WS
•		•				•				•					•		•

+Modifications with a plus sign (+) have exceptions. In the digital PDF, click on the code in the chart for details. See page E•1 for Modification Index.

Furniture Entry Ensemble Stacked Wall

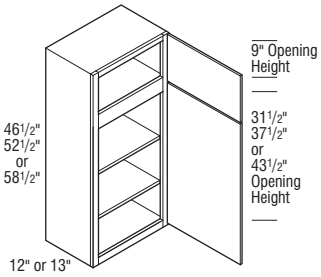

		C	D	F	H	I	J	K	L	M	O	P	Q
FEEST1846.5 L or R		3760	3468	3175	2996	2938	2843	2783	2745	2652	2619	2476	2428
FEEST2146.5 L or R		4110	3792	3474	3277	3212	3110	3045	3004	2902	2864	2710	2658
FEEST2446.5 L or R		4491	4142	3792	3578	3509	3395	3325	3278	3173	3130	2959	2902
FEEST1852.5 L or R		3875	3573	3270	3087	3026	2930	2866	2832	2734	2700	2552	2504
FEEST2152.5 L or R		4237	3907	3576	3376	3308	3203	3136	3091	2992	2949	2790	2735
FEEST2452.5 L or R		4628	4268	3909	3689	3615	3497	3425	3379	3267	3223	3051	2992
FEEST1858.5 L or R		3992	3681	3371	3182	3119	3021	2953	2916	2817	2782	2631	2580
FEEST2158.5 L or R		4364	4023	3683	3478	3406	3298	3230	3184	3080	3036	2874	2818
FEEST2458.5 L or R		4767	4396	4025	3797	3723	3605	3529	3482	3364	3320	3140	3080

- Three adjustable shelves included in 52 1/2" and 58 1/2" high.
- Matching Interior and Finished Ends standard.
- Non-Beaded and Beaded Inset are standard 13" deep.

Door & Drawer Modifications - See page E•4.

A	CG	CM	FH	GM	IBO	MFO	NBO	PEGS	PM	SGLPN	SM
•	•	•	•	•	•	•	•	•	+		•

End Panel Modifications - See page E•8.

BBS	DDE	F	FDE	FPE	IPE	RPE	SEBK	SED
•	•		•	•	•	•	•	•

Custom Modifications - See page E•12.

ADDTK	ADRW	ART	AS	ATTTK	BBKI	CBO	CCO	CD	CFNTO	CFRMO	CH	CHGDRW	CND	CSI	CW	DRWSC	DRWTK	EX	EXD	EXO
•	•				•	•	•	+	•	•	+		•		+			•	•	•

EXU	FD	FLUTE	FP	FTK	INVF	LSD	MI	OBRB	PFBP	RFLUTE	RTK	RTK6	STORB	TKP	VR	VTK	WS
•		•		•		•		•	•	•	•				•		•

+Modifications with a plus sign (+) have exceptions. In the digital PDF, click on the code in the chart for details. See page E•1 for Modification Index.

Furniture Entry Ensemble Stacked Wall with Message Center

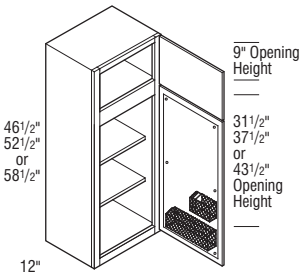

FEESTMC1846.5 L or R		4097	3778	3459	3266	3201	3095	3031	2993	2893	2854	2700	2648
FEESTMC2146.5 L or R		4479	4131	3782	3569	3497	3386	3313	3269	3160	3119	2949	2894
FEESTMC1852.5 L or R		4224	3894	3565	3364	3298	3189	3126	3082	2979	2942	2782	2727
FEESTMC2152.5 L or R		4612	4254	3895	3676	3603	3487	3415	3368	3254	3212	3036	2980
FEESTMC1858.5 L or R		4349	4008	3668	3463	3395	3285	3217	3175	3069	3027	2863	2808
FEESTMC2158.5 L or R		4752	4381	4011	3787	3712	3592	3519	3470	3356	3310	3132	3070

- Three adjustable shelves included in 52 1/2" and 58 1/2" high.
- Matching Interior and Finished Ends standard.
- Includes whiteboard, pencil holder, and mail holder.

Door & Drawer Modifications - See page E•4.

A	CG	CM	FH	GM	IBO	MFO	NBO	PEGS	PM	SGLPN	SM
•	•					•		•			•

End Panel Modifications - See page E•8.

BBS	DDE	F	FDE	FPE	IPE	RPE	SEBK	SED
•	•			•		•	•	•

Custom Modifications - See page E•12.

ADDTK	ADRW	ART	AS	ATTTK	BBKI	CBO	CCO	CD	CFNTO	CFRMO	CH	CHGDRW	CND	CSI	CW	DRWSC	DRWTK	EX	EXD	EXO
•	•				•			+			+		•		+			•	•	•

EXU	FD	FLUTE	FP	FTK	INVF	LSD	MI	OBRB	PFBP	RFLUTE	RTK	RTK6	STORB	TKP	VR	VTK	WS
•		•		•		•		•	•	•	•				•		

+Modifications with a plus sign (+) have exceptions. In the digital PDF, click on the code in the chart for details. See page E•1 for Modification Index.

Furniture Entry Ensemble 1, 66″ Wide x 78″ High x 21″ Deep

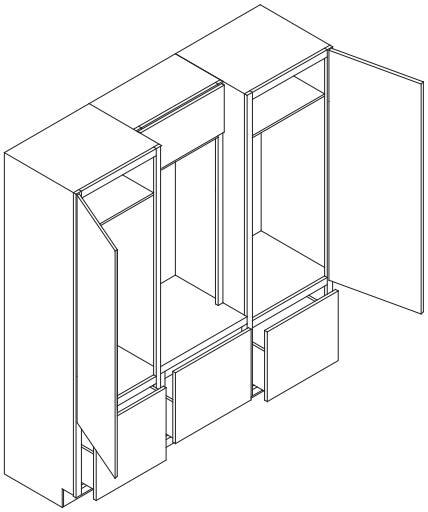

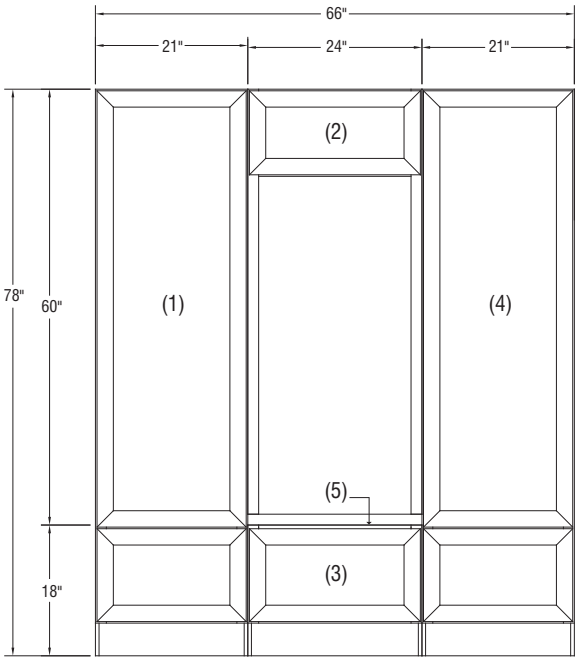

Parts Required	Quantity
(1) FEET1D*	1
(2) FEELW*	1
(3) FEEB1D*	1
(4) FEET1D*	1
(5) WTSE	1

Furniture Entry Ensemble 2, 72″ Wide x 72″ High x 21″ Deep

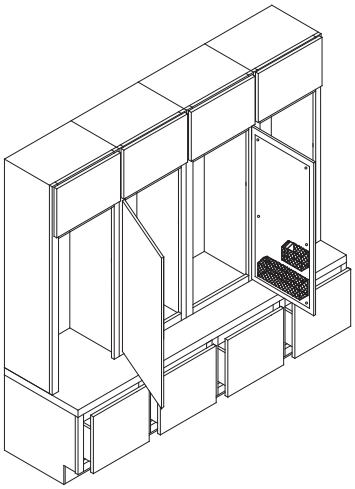

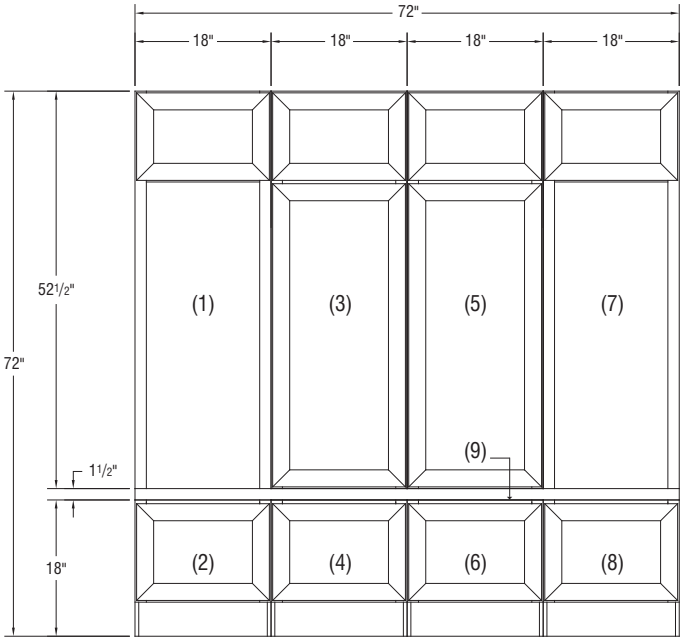

Parts Required	Quantity
(1) FEELW*	1
(2) FEEB1D*	1
(3) FEESTMC*	1
(4) FEEB1D*	1
(5) FEEST*	1
(6) FEEB1D*	1
(7) FEELW*	1
(8) FEEB1D*	1
(9) WTSE	1

Furniture Entry Ensemble 3, 72″ Wide x 78″ High x 21″ Deep

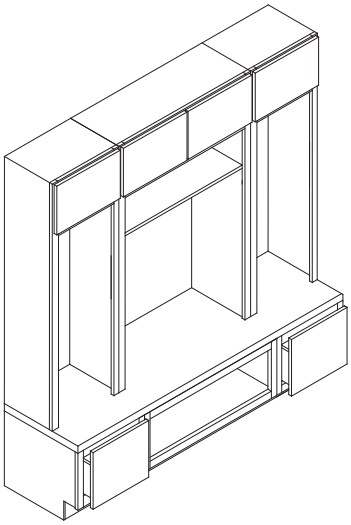

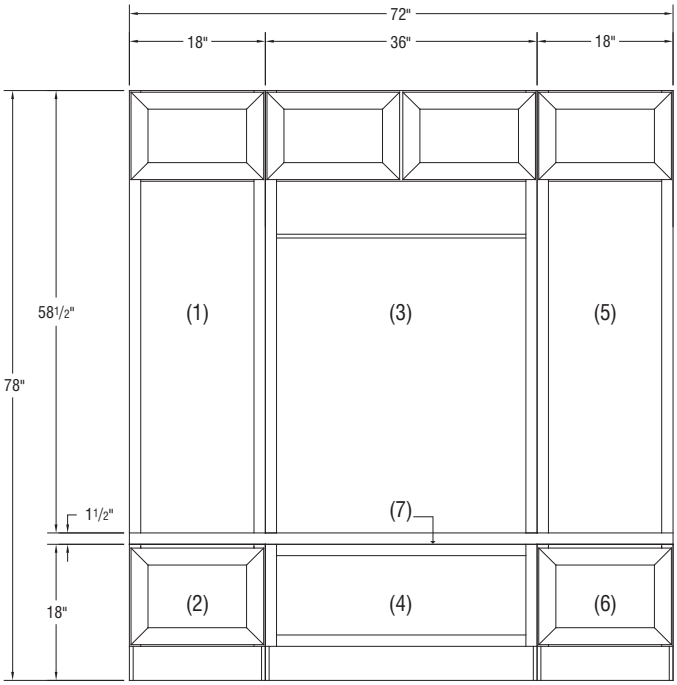

Parts Required	Quantity
(1) FEELW*	1
(2) FEEB1D*	1
(3) FEELW*	1
(4) FEEBO*	1
(5) FEELW*	1
(6) FEEB1D*	1
(7) WTSE	1

Desk with Flush Toekick, 29″ High, 24″ Deep

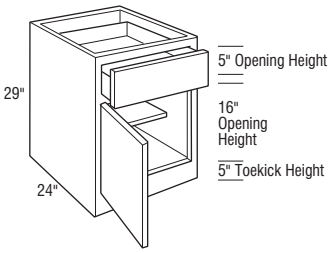

		C	D	F	H	I	J	K	L	M	O	P	Q
D122924FTK L or R		1894	1746	1598	1516	1486	1438	1408	1388	1369	1345	1271	1245
D152924FTK L or R		1963	1810	1656	1570	1547	1491	1463	1438	1420	1398	1318	1289
D182924FTK L or R		2031	1872	1712	1624	1593	1547	1510	1486	1465	1441	1361	1334
D212924FTK L or R		2097	1933	1770	1678	1644	1589	1559	1532	1511	1490	1403	1379
D242924FTK L or R		2182	2008	1835	1745	1708	1653	1620	1595	1570	1553	1462	1431

- The cabinet's toekick will not align with standard base and vanity cabinets, and will not align with the 4 1/2″ recessed toekick Desk Cabinets.
- Base Shoe Moulding (M-BBSHOE, M-BBTR8) is not recommended.

Door & Drawer Modifications - See page E•4.

A	CG	CM	FH	GM	IBO	MFO	NBO	PEGS	PM	SGLPN	SM
			•		•		•				

End Panel Modifications - See page E•8.

BBS	DDE	F	FDE	FPE	IPE	RPE	SEBK	SED
•	•	•	•	•	•	•	•	

Custom Modifications - See page E•12.

ADDTK	ADRW	ART	AS	ATTTK	BBKI	CBO	CCO	CD	CFNTO	CFRMO	CH	CHGDRW	CND	CSI	CW	DRWSC	DRWTK	EX	EXD	EXO
		•			•	•	•	+	•	•	+		•		+	+		•		•

EXU	FD	FLUTE	FP	FTK	INVF	LSD	MI	OBRB	PFBP	RFLUTE	RTK	RTK6	STORB	TKP	VR	VTK	WS
•	•	•	•			•	•	•		•							+

+Modifications with a plus sign (+) have exceptions. In the digital PDF, click on the code in the chart for details. See page E•1 for Modification Index.

Desk with Flush Toekick, Full Height Door, 29″ High, 24″ Deep

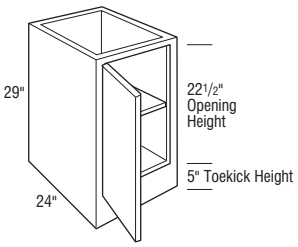

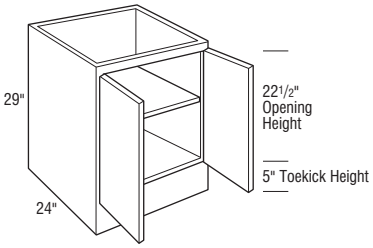

		C	D	F	H	I	J	K	L	M	O	P	Q
D122924FTKFH L or R		1625	1497	1370	1291	1268	1229	1202	1186	1144	1131	1066	1043
D152924FTKFH L or R		1716	1585	1454	1369	1341	1303	1273	1259	1213	1195	1131	1104
D182924FTKFH L or R		1828	1682	1537	1462	1431	1385	1356	1335	1318	1295	1223	1198
D212924FTKFH L or R		1929	1779	1628	1536	1506	1462	1428	1410	1361	1344	1271	1241
D242924FTKFH L or R		2060	1901	1742	1641	1611	1559	1524	1506	1455	1435	1356	1325
D242924FTKFH		2438	2250	2062	1943	1907	1848	1807	1784	1720	1701	1607	1569
D272924FTKFH		2610	2405	2200	2073	2036	1969	1931	1904	1838	1812	1712	1673
D302924FTKFH		2705	2495	2286	2157	2112	2046	2005	1980	1908	1883	1779	1743
D332924FTKFH		2801	2582	2362	2232	2185	2118	2072	2046	1975	1948	1840	1802
D362924FTKFH		2904	2679	2454	2313	2265	2199	2152	2122	2048	2023	1910	1867

- The cabinet's toekick will not align with standard base and vanity cabinets, and will not align with the 4 1/2″ recessed toekick Desk Cabinets.
- Base Shoe Moulding (M-BBSHOE, M-BBTR8) is not recommended.

Door & Drawer Modifications - See page E•4.

A	CG	CM	FH	GM	IBO	MFO	NBO	PEGS	PM	SGLPN	SM
			•		•		•	•			

End Panel Modifications - See page E•8.

BBS	DDE	F	FDE	FPE	IPE	RPE	SEBK	SED
•	•	•	•	•	•	•	•	

Custom Modifications - See page E•12.

ADDTK	ADRW	ART	AS	ATTTK	BBKI	CBO	CCO	CD	CFNTO	CFRMO	CH	CHGDRW	CND	CSI	CW	DRWSC	DRWTK	EX	EXD	EXO
		•			•	•	•	+	•	•	+		•	+	+			•		•

EXU	FD	FLUTE	FP	FTK	INVF	LSD	MI	OBRB	PFBP	RFLUTE	RTK	RTK6	STORB	TKP	VR	VTK	WS
•		•				•	•	•		•							+

+Modifications with a plus sign (+) have exceptions. In the digital PDF, click on the code in the chart for details. See page E•1 for Modification Index.

Desk Three Drawers with File Drawer, Flush Toekick, 29″ High, 24″ Deep

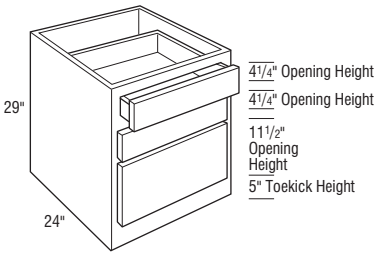

	C	D	F	H	I	J	K	L	M	O	P	Q
D3D182924FDFTK	3011	2776	2542	2414	2365	2289	2241	2206	2173	2147	2020	1981
D3D212924FDFTK	3084	2843	2601	2470	2419	2342	2293	2258	2228	2196	2068	2026
D3D242924FDFTK	3146	2902	2658	2521	2474	2392	2343	2307	2277	2243	2112	2070

- Lateral Filing (Left-to-Right) system installed.
- When an Non-Beaded or Beaded Inset style is selected, drawer fronts will be slab.
- The cabinet's toekick will not align with standard base and vanity cabinets, and will not align with the 4 1/2″ recessed toekick Desk Cabinets.
- Base Shoe Moulding (M-BBSHOE, M-BBTR8) is not recommended.

Door & Drawer Modifications - See page E•4.

A	CG	CM	FH	GM	IBO	MFO	NBO	PEGS	PM	SGLPN	SM
					•		•	•			

End Panel Modifications - See page E•8.

BBS	DDE	F	FDE	FPE	IPE	RPE	SEBK	SED
•	•	•	•	•	•	•	•	

Custom Modifications - See page E•12.

ADDTK	ADRW	ART	AS	ATTTK	BBKI	CBO	CCO	CD	CFNTO	CFRMO	CH	CHGDRW	CND	CS1	CW	DRWSC	DRWTK	EX	EXD	EXO
						•	•	+	•	•	+				+			•		•

EXU	FD	FLUTE	FP	FTK	INVF	LSD	MI	OBRB	PFBP	RFLUTE	RTK	RTK6	STORB	TKP	VR	VTK	WS
•		•	•			•	•	•		•							•

+Modifications with a plus sign (+) have exceptions. In the digital PDF, click on the code in the chart for details. See page E•1 for Modification Index.

Desk Two Drawers with File Drawer Double, Flush Toekick, 29″ High, 24″ Deep

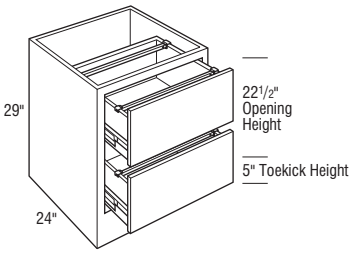

	C	D	F	H	I	J	K	L	M	O	P	Q
D2D182924FDDFTK	2586	2380	2174	2066	2025	1958	1920	1888	1864	1833	1727	1696
D2D242924FDDFTK	2847	2626	2406	2284	2236	2164	2118	2087	2055	2026	1908	1872
D2D302924FDDFTK	3104	2864	2624	2485	2437	2361	2309	2281	2243	2212	2082	2042
D2D362924FDDFTK	3268	3014	2760	2611	2564	2480	2428	2393	2359	2325	2191	2150

- Lateral Filing (Left-to-Right) system installed.
- Face frame does not include cross rail between drawers.
- Soft-close feature not available.
- Reduced Depths not available when ordered on Non-Beaded and Beaded Inset styles.
- The cabinet's toekick will not align with standard base and vanity cabinets, and will not align with the 4 1/2″ recessed toekick Desk Cabinets.
- Base Shoe Moulding (M-BBSHOE, M-BBTR8) is not recommended.

Door & Drawer Modifications - See page E•4.

A	CG	CM	FH	GM	IBO	MFO	NBO	PEGS	PM	SGLPN	SM
					•		•	•			

End Panel Modifications - See page E•8.

BBS	DDE	F	FDE	FPE	IPE	RPE	SEBK	SED
•	•	•		•			•	

Custom Modifications - See page E•12.

ADDTK	ADRW	ART	AS	ATTTK	BBKI	CBO	CCO	CD	CFNTO	CFRMO	CH	CHGDRW	CND	CS1	CW	DRWSC	DRWTK	EX	EXD	EXO
		•			•			+			+				+			•		•

EXU	FD	FLUTE	FP	FTK	INVF	LSD	MI	OBRB	PFBP	RFLUTE	RTK	RTK6	STORB	TKP	VR	VTK	WS
		•	•			•	•	•		•							•

+Modifications with a plus sign (+) have exceptions. In the digital PDF, click on the code in the chart for details. See page E•1 for Modification Index.

Desk with File Drawer, 29″ High, 24″ Deep

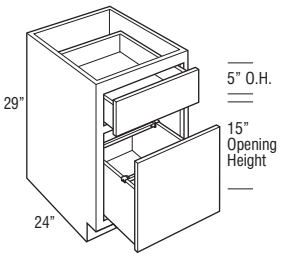

	C	D	F	H	I	J	K	L	M	O	P	Q
D152924FD	2790	2573	2359	2239	2196	2125	2080	2047	2011	1994	1873	1839
D182924FD	2860	2637	2415	2293	2247	2175	2129	2096	2064	2040	1919	1882
D212924FD	2930	2701	2471	2347	2298	2225	2178	2145	2117	2086	1965	1925

- Door is attached to file drawer.
- Includes Filing System Hardware Kit, which accommodates letter and legal filing.
- Exterior height of file drawer is 10″.
- When designing with desk bases, please carefully consider toekick alignment.

Door & Drawer Modifications - See page E•4.

A	CG	CM	FH	GM	IBO	MFO	NBO	PEGS	PM	SGLPN	SM
					•		•	•			

End Panel Modifications - See page E•8.

BBS	DDE	F	FDE	FPE	IPE	RPE	SEBK	SED
•	•	•	•	•	•	•	•	

Custom Modifications - See page E•12.

ADDTK	ADRW	ART	AS	ATTTK	BBKI	CBO	CCO	CD	CFNTO	CFRMO	CH	CHGDRW	CND	CS1	CW	DRWSC	DRWTK	EX	EXD	EXO
						•	•	+	•	•	+	+			+	+	•	•		•

EXU	FD	FLUTE	FP	FTK	INVF	LSD	MI	OBRB	PFBP	RFLUTE	RTK	RTK6	STORB	TKP	VR	VTK	WS
•		•	•	•		•	•	•		•	•	+		•		•	•

+Modifications with a plus sign (+) have exceptions. In the digital PDF, click on the code in the chart for details. See page E•1 for Modification Index.

Desk Two Drawer with File Drawer Double, 29″ High, 24″ Deep

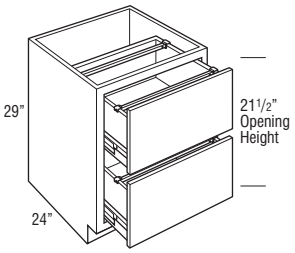

	C	D	F	H	I	J	K	L	M	O	P	Q
D2D242924FDD	3256	3004	2753	2596	2544	2462	2411	2377	2298	2270	2146	2104
D2D302924FDD	4355	4016	3677	3474	3403	3292	3226	3179	3076	3034	2868	2814

- Includes Filing System Hardware Kit, which accommodates letter and legal filing.
- Drawers utilize 125 lb. full extension progressive side-mount guide, does not feature soft-close guide.
- Bottom of drawer is not designed to support any weight.
- Exterior height of drawer box is 9 1/2″.
- When designing with desk bases, please carefully consider toekick alignment.

Door & Drawer Modifications - See page E•4.

A	CG	CM	FH	GM	IBO	MFO	NBO	PEGS	PM	SGLPN	SM
					•		•	•			

End Panel Modifications - See page E•8.

BBS	DDE	F	FDE	FPE	IPE	RPE	SEBK	SED
•	•	•	•	•	•	•	•	

Custom Modifications - See page E•12.

ADDTK	ADRW	ART	AS	ATTTK	BBKI	CBO	CCO	CD	CFNTO	CFRMO	CH	CHGDRW	CND	CSI	CW	DRWSC	DRWTK	EX	EXD	EXO
						•	•	+	•	•	+				+		•	•		•

EXU	FD	FLUTE	FP	FTK	INVF	LSD	MI	OBRB	PFBP	RFLUTE	RTK	RTK6	STORB	TKP	VR	VTK	WS
•		•		•		•	•	•		•	•	•		•		•	•

+Modifications with a plus sign (+) have exceptions. In the digital PDF, click on the code in the chart for details. See page E•1 for Modification Index.

Base Two Drawer with File Drawer Double 34 1/2″ High, 24″ Deep

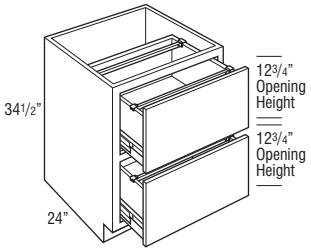

	C	D	F	H	I	J	K	L	M	O	P	Q
B2D24FDD	3256	3004	2753	2596	2544	2462	2411	2377	2298	2270	2146	2104
B2D30FDD	4355	4016	3677	3474	3403	3292	3226	3179	3076	3034	2868	2814

- Includes Filing System Hardware Kit, which accommodates letter and legal filing.
- Drawers utilize 125 lb. full extension progressive side-mount guide, does not feature soft-close guide.
- Exterior height of drawer box is 10″.

Door & Drawer Modifications - See page E•4.

A	CG	CM	FH	GM	IBO	MFO	NBO	PEGS	PM	SGLPN	SM
					•		•	•			

End Panel Modifications - See page E•8.

BBS	DDE	F	FDE	FPE	IPE	RPE	SEBK	SED
•	•	•	•	•	•	•	•	

Custom Modifications - See page E•12.

ADDTK	ADRW	ART	AS	ATTTK	BBKI	CBO	CCO	CD	CFNTO	CFRMO	CH	CHGDRW	CND	CSI	CW	DRWSC	DRWTK	EX	EXD	EXO
						•	•	+	•	•	+				+		•	•		•

EXU	FD	FLUTE	FP	FTK	INVF	LSD	MI	OBRB	PFBP	RFLUTE	RTK	RTK6	STORB	TKP	VR	VTK	WS
•		•		•		•	•	•		•	•	•		•		•	•

+Modifications with a plus sign (+) have exceptions. In the digital PDF, click on the code in the chart for details. See page E•1 for Modification Index.

Desk Easy Reach, 29″ High, 21″ or 24″ Deep

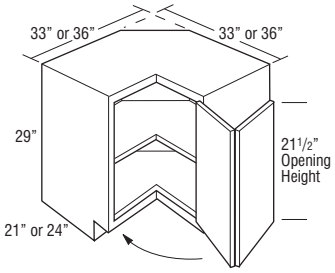

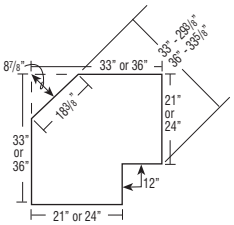

	C	D	F	H	I	J	K	L	M	O	P	Q
DER332921 L or R	2853	2637	2421	2295	2254	2177	2137	2108	2038	2007	1897	1857
DER362924 L or R	2941	2719	2496	2366	2324	2244	2203	2173	2101	2069	1956	1914

- Units include one fixed shelf.
- Decorative hardware screws must be countersunk to prevent scratching of face frame and adjacent cabinets.
- Not recommended for use next to an appliance deeper than standard cabinet depth.
- Integrated soft-close hinge not included.
- When designing with desk bases, please carefully consider toekick alignment.

Door & Drawer Modifications - See page E•4.

A	CG	CM	FH	GM	IBO	MFO	NBO	PEGS	PM	SGLPN	SM
			•		•		•	•			

End Panel Modifications - See page E•8.

BBS	DDE	F	FDE	FPE	IPE	RPE	SEBK	SED
•	•	•		•			•	

Custom Modifications - See page E•12.

ADDTK	ADRW	ART	AS	ATTTK	BBKI	CBO	CCO	CD	CFNTO	CFRMO	CH	CHGDRW	CND	CSI	CW	DRWSC	DRWTK	EX	EXD	EXO
						•	•	+			+		•		+					

EXU	FD	FLUTE	FP	FTK	INVF	LSD	MI	OBRB	PFBP	RFLUTE	RTK	RTK6	STORB	TKP	VR	VTK	WS
•				+		•	•									•	

+Modifications with a plus sign (+) have exceptions. In the digital PDF, click on the code in the chart for details. See page E•1 for Modification Index.

Wall Open Shelf, 30″, 33″, or 36″ High

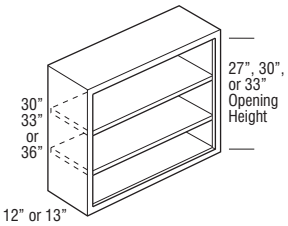

	C	D	F	H	I	J	K	L	M	O	P	Q
WOS1830	982	982	982	982	982	982	982	982	982	982	982	982
WOS2130	1001	1001	1001	1001	1001	1001	1001	1001	1001	1001	1001	1001
WOS2430	1253	1253	1253	1253	1253	1253	1253	1253	1253	1253	1253	1253
WOS2730	1361	1361	1361	1361	1361	1361	1361	1361	1361	1361	1361	1361
WOS3030	1415	1415	1415	1415	1415	1415	1415	1415	1415	1415	1415	1415
WOS3330	1448	1448	1448	1448	1448	1448	1448	1448	1448	1448	1448	1448
WOS3630	1498	1498	1498	1498	1498	1498	1498	1498	1498	1498	1498	1498
WOS1833	1126	1126	1126	1126	1126	1126	1126	1126	1126	1126	1126	1126
WOS2133	1152	1152	1152	1152	1152	1152	1152	1152	1152	1152	1152	1152
WOS2433	1454	1454	1454	1454	1454	1454	1454	1454	1454	1454	1454	1454
WOS2733	1582	1582	1582	1582	1582	1582	1582	1582	1582	1582	1582	1582
WOS3033	1649	1649	1649	1649	1649	1649	1649	1649	1649	1649	1649	1649
WOS3333	1687	1687	1687	1687	1687	1687	1687	1687	1687	1687	1687	1687
WOS3633	1749	1749	1749	1749	1749	1749	1749	1749	1749	1749	1749	1749
WOS1836	1202	1202	1202	1202	1202	1202	1202	1202	1202	1202	1202	1202
WOS2136	1241	1241	1241	1241	1241	1241	1241	1241	1241	1241	1241	1241
WOS2436	1524	1524	1524	1524	1524	1524	1524	1524	1524	1524	1524	1524
WOS2736	1712	1712	1712	1712	1712	1712	1712	1712	1712	1712	1712	1712
WOS3036	1777	1777	1777	1777	1777	1777	1777	1777	1777	1777	1777	1777
WOS3336	1823	1823	1823	1823	1823	1823	1823	1823	1823	1823	1823	1823
WOS3636	1892	1892	1892	1892	1892	1892	1892	1892	1892	1892	1892	1892

- Matching Interior standard.
- Non-Beaded and Beaded Inset are standard 13″ deep.

Door & Drawer Modifications - See page E•4.

A	CG	CM	FH	GM	IBO	MFO	NBO	PEGS	PM	SGLPN	SM
					•		•				

End Panel Modifications - See page E•8.

BBS	DDE	F	FDE	FPE	IPE	RPE	SEBK	SED
•	•	•		•	•	•	•	•

Custom Modifications - See page E•12.

ADDTK	ADRW	ART	AS	ATTTK	BBKI	CBO	CCO	CD	CFNTO	CFRMO	CH	CHGDRW	CND	CS1	CW	DRWSC	DRWTK	EX	EXD	EXO
•	•	•	•		•			+	•	•	+		•		+			•	•	•

EXU	FD	FLUTE	FP	FTK	INVF	LSD	MI	OBRB	PFBP	RFLUTE	RTK	RTK6	STORB	TKP	VR	VTK	WS
•		•		•				•	•	•	•			•	•		•

+Modifications with a plus sign (+) have exceptions. In the digital PDF, click on the code in the chart for details. See page E•1 for Modification Index.

Wall Open Shelf, 39″, 42″, or 48″ High

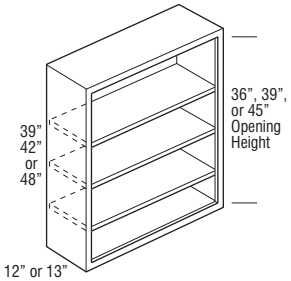

	C	D	F	H	I	J	K	L	M	O	P	Q
WOS1839	1268	1268	1268	1268	1268	1268	1268	1268	1268	1268	1268	1268
WOS2139	1310	1310	1310	1310	1310	1310	1310	1310	1310	1310	1310	1310
WOS2439	1613	1613	1613	1613	1613	1613	1613	1613	1613	1613	1613	1613
WOS2739	1818	1818	1818	1818	1818	1818	1818	1818	1818	1818	1818	1818
WOS3039	1882	1882	1882	1882	1882	1882	1882	1882	1882	1882	1882	1882
WOS3339	1933	1933	1933	1933	1933	1933	1933	1933	1933	1933	1933	1933
WOS3639	2008	2008	2008	2008	2008	2008	2008	2008	2008	2008	2008	2008
WOS1842	1322	1322	1322	1322	1322	1322	1322	1322	1322	1322	1322	1322
WOS2142	1364	1364	1364	1364	1364	1364	1364	1364	1364	1364	1364	1364
WOS2442	1651	1651	1651	1651	1651	1651	1651	1651	1651	1651	1651	1651
WOS2742	1897	1897	1897	1897	1897	1897	1897	1897	1897	1897	1897	1897
WOS3042	1959	1959	1959	1959	1959	1959	1959	1959	1959	1959	1959	1959
WOS3342	2011	2011	2011	2011	2011	2011	2011	2011	2011	2011	2011	2011
WOS3642	2083	2083	2083	2083	2083	2083	2083	2083	2083	2083	2083	2083
WOS1848	1805	1805	1805	1805	1805	1805	1805	1805	1805	1805	1805	1805
WOS2148	1872	1872	1872	1872	1872	1872	1872	1872	1872	1872	1872	1872
WOS2448	2175	2175	2175	2175	2175	2175	2175	2175	2175	2175	2175	2175
WOS2748	2656	2656	2656	2656	2656	2656	2656	2656	2656	2656	2656	2656
WOS3048	2750	2750	2750	2750	2750	2750	2750	2750	2750	2750	2750	2750
WOS3348	2831	2831	2831	2831	2831	2831	2831	2831	2831	2831	2831	2831
WOS3648	2927	2927	2927	2927	2927	2927	2927	2927	2927	2927	2927	2927

- Matching Interior standard.
- Non-Beaded and Beaded Inset are standard 13″ deep.

Door & Drawer Modifications - See page E•4.

A	CG	CM	FH	GM	IBO	MFO	NBO	PEGS	PM	SGLPN	SM
					•		•				

End Panel Modifications - See page E•8.

BBS	DDE	F	FDE	FPE	IPE	RPE	SEBK	SED
•	•	•		•	•	•	•	•

Custom Modifications - See page E•12.

ADDTK	ADRW	ART	AS	ATTTK	BBKI	CBO	CCO	CD	CFNTO	CFRMO	CH	CHGDRW	CND	CS1	CW	DRWSC	DRWTK	EX	EXD	EXO
•	•	•	•		•			+	•	•	+		•		+			•	•	•

EXU	FD	FLUTE	FP	FTK	INVF	LSD	MI	OBRB	PFBP	RFLUTE	RTK	RTK6	STORB	TKP	VR	VTK	WS
•		•		•				•	•	•	•			•	•	•	

+Modifications with a plus sign (+) have exceptions. In the digital PDF, click on the code in the chart for details. See page E•1 for Modification Index.

Furniture Wall Bookcase, 48″, 51″, or 54″ High

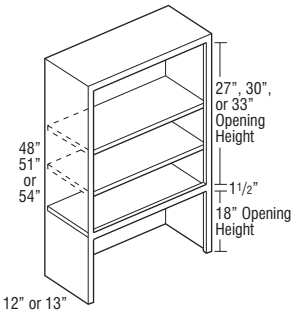

	C	D	F	H	I	J	K	L	M	O	P	Q
FWBK1848	1193	1193	1193	1193	1193	1193	1193	1193	1193	1193	1193	1193
FWBK2148	1259	1259	1259	1259	1259	1259	1259	1259	1259	1259	1259	1259
FWBK2448	1325	1325	1325	1325	1325	1325	1325	1325	1325	1325	1325	1325
FWBK2748	1477	1477	1477	1477	1477	1477	1477	1477	1477	1477	1477	1477
FWBK3048	1619	1619	1619	1619	1619	1619	1619	1619	1619	1619	1619	1619
FWBK3348	1777	1777	1777	1777	1777	1777	1777	1777	1777	1777	1777	1777
FWBK3648	1925	1925	1925	1925	1925	1925	1925	1925	1925	1925	1925	1925
FWBK1851	1234	1234	1234	1234	1234	1234	1234	1234	1234	1234	1234	1234
FWBK2151	1351	1351	1351	1351	1351	1351	1351	1351	1351	1351	1351	1351
FWBK2451	1469	1469	1469	1469	1469	1469	1469	1469	1469	1469	1469	1469
FWBK2751	1627	1627	1627	1627	1627	1627	1627	1627	1627	1627	1627	1627
FWBK3051	1799	1799	1799	1799	1799	1799	1799	1799	1799	1799	1799	1799
FWBK3351	1967	1967	1967	1967	1967	1967	1967	1967	1967	1967	1967	1967
FWBK3651	2123	2123	2123	2123	2123	2123	2123	2123	2123	2123	2123	2123
FWBK1854	1317	1317	1317	1317	1317	1317	1317	1317	1317	1317	1317	1317
FWBK2154	1390	1390	1390	1390	1390	1390	1390	1390	1390	1390	1390	1390
FWBK2454	1463	1463	1463	1463	1463	1463	1463	1463	1463	1463	1463	1463
FWBK2754	1625	1625	1625	1625	1625	1625	1625	1625	1625	1625	1625	1625
FWBK3054	1789	1789	1789	1789	1789	1789	1789	1789	1789	1789	1789	1789
FWBK3354	1952	1952	1952	1952	1952	1952	1952	1952	1952	1952	1952	1952
FWBK3654	2120	2120	2120	2120	2120	2120	2120	2120	2120	2120	2120	2120

- Matching Interior standard.
- Non-Beaded and Beaded Inset are standard 13″ deep.

Door & Drawer Modifications - See page E•4.

A	CG	CM	FH	GM	IBO	MFO	NBO	PEGS	PM	SGLPN	SM
					•		•				

End Panel Modifications - See page E•8.

BBS	DDE	F	FDE	FPE	IPE	RPE	SEBK	SED
•	•	•		•	•	•	•	•

Custom Modifications - See page E•12.

ADDTK	ADRW	ART	AS	ATTTK	BBKI	CBO	CCO	CD	CFNTO	CFRMO	CH	CHGDRW	CND	CS1	CW	DRWSC	DRWTK	EX	EXD	EXO
•	•	•	•		•			+	•	•	+		•		+			•	•	•

EXU	FD	FLUTE	FP	FTK	INVF	LSD	MI	OBRB	PFBP	RFLUTE	RTK	RTK6	STORB	TKP	VR	VTK	WS
•		•		•				•	•	•				•	•		•

+Modifications with a plus sign (+) have exceptions. In the digital PDF, click on the code in the chart for details. See page E•1 for Modification Index.

Furniture Wall Bookcase, 57″, 60″, or 66″ High

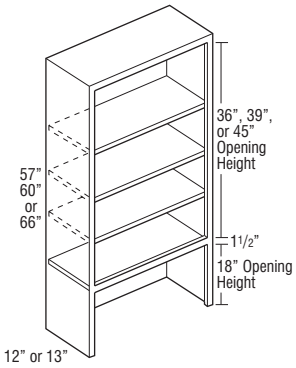

		C	D	F	H	I	J	K	L	M	O	P	Q
FWBK1857		1391	1391	1391	1391	1391	1391	1391	1391	1391	1391	1391	1391
FWBK2157		1468	1468	1468	1468	1468	1468	1468	1468	1468	1468	1468	1468
FWBK2457		1545	1545	1545	1545	1545	1545	1545	1545	1545	1545	1545	1545
FWBK2757		1715	1715	1715	1715	1715	1715	1715	1715	1715	1715	1715	1715
FWBK3057		1889	1889	1889	1889	1889	1889	1889	1889	1889	1889	1889	1889
FWBK3357		2061	2061	2061	2061	2061	2061	2061	2061	2061	2061	2061	2061
FWBK3657		2237	2237	2237	2237	2237	2237	2237	2237	2237	2237	2237	2237
FWBK1860		1366	1366	1366	1366	1366	1366	1366	1366	1366	1366	1366	1366
FWBK2160		1496	1496	1496	1496	1496	1496	1496	1496	1496	1496	1496	1496
FWBK2460		1626	1626	1626	1626	1626	1626	1626	1626	1626	1626	1626	1626
FWBK2760		1805	1805	1805	1805	1805	1805	1805	1805	1805	1805	1805	1805
FWBK3060		1988	1988	1988	1988	1988	1988	1988	1988	1988	1988	1988	1988
FWBK3360		2169	2169	2169	2169	2169	2169	2169	2169	2169	2169	2169	2169
FWBK3660		2355	2355	2355	2355	2355	2355	2355	2355	2355	2355	2355	2355
FWBK1866		1610	1610	1610	1610	1610	1610	1610	1610	1610	1610	1610	1610
FWBK2166		1700	1700	1700	1700	1700	1700	1700	1700	1700	1700	1700	1700
FWBK2466		1789	1789	1789	1789	1789	1789	1789	1789	1789	1789	1789	1789
FWBK2766		1986	1986	1986	1986	1986	1986	1986	1986	1986	1986	1986	1986
FWBK3066		2187	2187	2187	2187	2187	2187	2187	2187	2187	2187	2187	2187
FWBK3366		2386	2386	2386	2386	2386	2386	2386	2386	2386	2386	2386	2386
FWBK3666		2591	2591	2591	2591	2591	2591	2591	2591	2591	2591	2591	2591

- Matching Interior standard.
- Non-Beaded and Beaded Inset are standard 13″ deep.

Door & Drawer Modifications - See page E•4.

A	CG	CM	FH	GM	IBO	MFO	NBO	PEGS	PM	SGLPN	SM
					•		•				

End Panel Modifications - See page E•8.

BBS	DDE	F	FDE	FPE	IPE	RPE	SEBK	SED
•	•	•		•	•	•	•	•

Custom Modifications - See page E•12.

ADDTK	ADRW	ART	AS	ATTTK	BBKI	CBO	CCO	CD	CFNTO	CFRMO	CH	CHGDRW	CND	CS1	CW	DRWSC	DRWTK	EX	EXD	EXO
•	•	•	•		•			+	•	•	+		•		+			•	•	•

EXU	FD	FLUTE	FP	FTK	INVF	LSD	MI	OBRB	PFBP	RFLUTE	RTK	RTK6	STORB	TKP	VR	VTK	WS
•		•		•				•	•	•				•	•		•

+Modifications with a plus sign (+) have exceptions. In the digital PDF, click on the code in the chart for details. See page E•1 for Modification Index.

Furniture Tall Bookcase with Doors

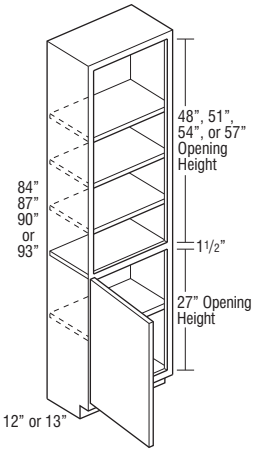

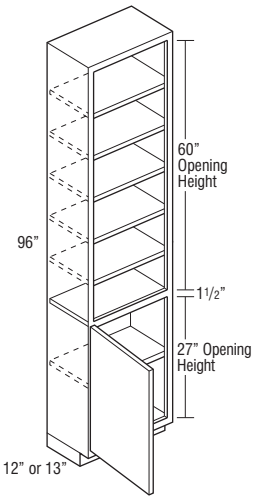

	C	D	F	H	I	J	K	L	M	O	P	Q
FTBKD1884 L or R	3164	2909	2653	2496	2443	2360	2308	2277	2196	2164	2041	2055
FTBKD2184 L or R	3576	3287	2998	2822	2764	2672	2612	2574	2486	2450	2310	2263
FTBKD2484 L or R	3899	3585	3271	3082	3017	2916	2854	2813	2716	2678	2526	2474
FTBKD1887 L or R	3322	3054	2786	2621	2565	2478	2423	2391	2306	2272	2143	2158
FTBKD2187 L or R	3755	3451	3148	2963	2902	2806	2743	2703	2610	2573	2426	2376
FTBKD2487 L or R	4094	3764	3435	3236	3168	3062	2997	2954	2852	2812	2652	2598
FTBKD1890 L or R	3353	3082	2811	2646	2592	2502	2447	2412	2328	2295	2164	2121
FTBKD2190 L or R	3800	3493	3186	3002	2940	2839	2780	2738	2644	2606	2461	2410
FTBKD2490 L or R	4137	3805	3472	3270	3204	3096	3028	2986	2881	2844	2681	2627
FTBKD1893 L or R	3521	3236	2952	2778	2722	2627	2569	2533	2444	2410	2272	2227
FTBKD2193 L or R	3990	3668	3345	3152	3087	2981	2919	2875	2776	2736	2584	2531
FTBKD2493 L or R	4344	3995	3646	3434	3364	3251	3179	3135	3025	2986	2815	2758
FTBKD1896 L or R	3557	3271	2986	2812	2753	2659	2601	2566	2474	2440	2303	2254
FTBKD2196 L or R	4022	3700	3379	3181	3116	3010	2948	2903	2806	2765	2608	2554
FTBKD2496 L or R	4393	4041	3689	3475	3401	3289	3218	3174	3064	3022	2850	2793

- Matching Interior standard.
- Top of doors match to a standard, full height base door, 34 1/2" high.
- 90" and 93" tall includes five adjustable shelves and one fixed shelf.
- Non-Beaded and Beaded Inset are standard 13" deep.

Door & Drawer Modifications - See page E•4.

A	CG	CM	FH	GM	IBO	MFO	NBO	PEGS	PM	SGLPN	SM
			•		•		•				

End Panel Modifications - See page E•8.

BBS	DDE	F	FDE	FPE	IPE	RPE	SEBK	SED
•	•	•		•	•	•	•	

Custom Modifications - See page E•12.

ADDTK	ADRW	ART	AS	ATTTK	BBKI	CBO	CCO	CD	CFNTO	CFRMO	CH	CHGDRW	CND	CS1	CW	DRWSC	DRWTK	EX	EXD	EXO
		•		+	•	•	•	+	•	•	+		•		+			•		•

EXU	FD	FLUTE	FP	FTK	INVF	LSD	MI	OBRB	PFBP	RFLUTE	RTK	RTK6	STORB	TKP	VR	VTK	WS
+		•		•		•		•		•				+	•	•	•

+Modifications with a plus sign (+) have exceptions. In the digital PDF, click on the code in the chart for details. See page E•1 for Modification Index.

Furniture Tall Bookcase with Doors

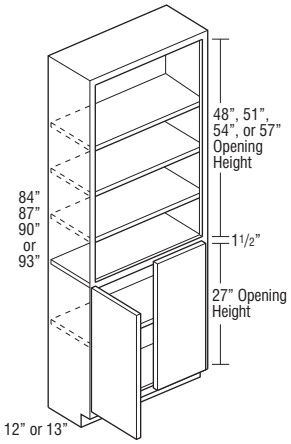

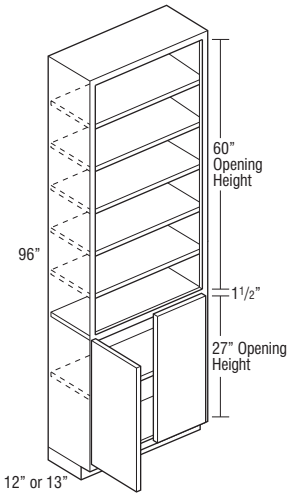

		C	D	F	H	I	J	K	L	M	O	P	Q
FTBKD2484		4156	3822	3489	3287	3218	3111	3043	3000	2896	2857	2692	2639
FTBKD2784		4311	3966	3621	3409	3340	3229	3157	3115	3006	2963	2797	2741
FTBKD3084		4727	4348	3968	3741	3662	3538	3464	3417	3298	3252	3071	3007
FTBKD3384		5150	4739	4328	4080	3995	3861	3779	3725	3598	3549	3349	3283
FTBKD3684		5580	5136	4693	4422	4329	4186	4096	4040	3902	3847	3632	3559
FTBKD2487		4364	4013	3663	3451	3379	3267	3195	3150	3041	3000	2827	2771
FTBKD2787		4527	4164	3802	3579	3507	3390	3315	3271	3156	3111	2937	2878
FTBKD3087		4963	4565	4166	3928	3845	3715	3637	3588	3463	3415	3225	3157
FTBKD3387		5408	4976	4544	4284	4195	4054	3968	3911	3778	3726	3516	3447
FTBKD3687		5859	5393	4928	4643	4545	4395	4301	4242	4097	4039	3814	3737
FTBKD2490		4391	4040	3688	3473	3400	3288	3217	3172	3062	3021	2849	2792
FTBKD2790		4565	4200	3835	3613	3537	3420	3346	3301	3184	3155	2963	2905
FTBKD3090		5012	4613	4214	3968	3885	3758	3676	3626	3501	3452	3260	3193
FTBKD3390		5452	5019	4585	4321	4231	4091	4003	3947	3812	3759	3550	3479
FTBKD3690		5912	5443	4974	4690	4592	4440	4346	4284	4138	4082	3853	3777
FTBKD2493		4611	4242	3872	3647	3570	3452	3378	3331	3215	3172	2991	2932
FTBKD2793		4793	4410	4027	3794	3714	3591	3513	3466	3343	3313	3111	3050
FTBKD3093		5263	4844	4425	4166	4079	3946	3860	3807	3676	3625	3423	3353
FTBKD3393		5725	5270	4814	4537	4443	4296	4203	4144	4003	3947	3728	3653
FTBKD3693		6208	5715	5223	4925	4822	4662	4563	4498	4345	4286	4046	3966
FTBKD2496		4643	4273	3902	3674	3600	3480	3404	3355	3239	3195	3016	2954
FTBKD2796		4851	4465	4080	3845	3764	3639	3560	3510	3390	3343	3155	3090
FTBKD3096		5322	4899	4475	4218	4130	3993	3908	3852	3719	3669	3464	3395
FTBKD3396		5795	5334	4874	4593	4499	4350	4257	4197	4054	3998	3775	3697
FTBKD3696		6276	5781	5286	4979	4879	4717	4615	4549	4397	4335	4095	4012

- Matching Interior standard.
- Top of doors match to a standard, full height base door, 34 1/2" high.
- 90" and 93" tall includes five adjustable shelves and one fixed shelf.
- Non-Beaded and Beaded Inset are standard 13" deep.

Door & Drawer Modifications - See page E•4.

A	CG	CM	FH	GM	IBO	MFO	NBO	PEGS	PM	SGLPN	SM
			•		•		•				

End Panel Modifications - See page E•8.

BBS	DDE	F	FDE	FPE	IPE	RPE	SEBK	SED
•	•	•		•	•	•	•	

Custom Modifications - See page E•12.

ADDTK	ADRW	ART	AS	ATTTK	BBKI	CBO	CCO	CD	CFNTO	CFRMO	CH	CHGDRW	CND	CSI	CW	DRWSC	DRWTK	EX	EXD	EXO
		•		+	•	•	•	+	•	•	+		•	•	+			•		•

EXU	FD	FLUTE	FP	FTK	INVF	LSD	MI	OBRB	PFBP	RFLUTE	RTK	RTK6	STORB	TKP	VR	VTK	WS
+		•		•		•		•		•				+	•	•	•

+Modifications with a plus sign (+) have exceptions. In the digital PDF, click on the code in the chart for details. See page E•1 for Modification Index.

Furniture Tall Bookcase with Desk Height Doors

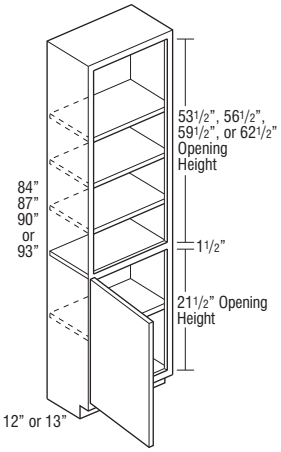

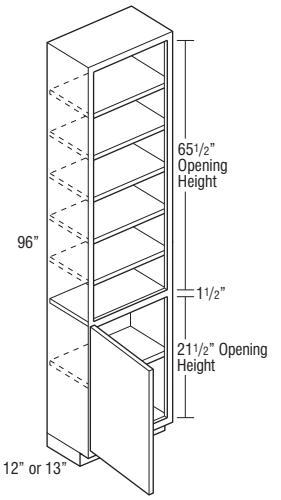

	C	D	F	H	I	J	K	L	M	O	P	Q
FTBKDD1884 L or R	3097	2846	2595	2440	2389	2308	2257	2225	2148	2117	1995	1954
FTBKDD2184 L or R	3507	3226	2944	2770	2713	2622	2565	2527	2438	2406	2266	2221
FTBKDD2484 L or R	3821	3514	3208	3022	2957	2858	2795	2757	2660	2625	2474	2424
FTBKDD1887 L or R	3252	2988	2725	2562	2508	2423	2370	2336	2255	2223	2095	2052
FTBKDD2187 L or R	3682	3387	3091	2909	2849	2753	2693	2653	2560	2526	2379	2332
FTBKDD2487 L or R	4012	3690	3368	3173	3105	3001	2935	2895	2793	2756	2598	2545
FTBKDD1890 L or R	3290	3024	2757	2595	2540	2453	2400	2366	2284	2251	2123	2078
FTBKDD2190 L or R	3724	3424	3124	2944	2879	2783	2725	2685	2593	2554	2410	2360
FTBKDD2490 L or R	4058	3732	3406	3209	3140	3036	2971	2928	2826	2788	2630	2575
FTBKDD1893 L or R	3455	3175	2895	2725	2667	2576	2520	2484	2398	2364	2229	2182
FTBKDD2193 L or R	3910	3595	3280	3091	3023	2922	2861	2819	2723	2682	2531	2478
FTBKDD2493 L or R	4261	3919	3576	3369	3297	3188	3120	3074	2967	2927	2762	2704
FTBKDD1896 L or R	3503	3221	2939	2766	2708	2617	2561	2523	2436	2402	2263	2218
FTBKDD2196 L or R	3959	3640	3321	3129	3062	2958	2896	2856	2756	2717	2565	2512
FTBKDD2496 L or R	4320	3975	3630	3420	3348	3234	3167	3121	3013	2972	2806	2747

- Matching Interior standard.
- Top of doors match to a desk height base door, 29" high.
- 90" and 93" tall includes five adjustable shelves and one fixed shelf.
- Non-Beaded and Beaded Inset are standard 13" deep.
- Fronts will not align with the 5" flush toekick Desk Cabinets.

Door & Drawer Modifications - See page E•4.

A	CG	CM	FH	GM	IBO	MFO	NBO	PEGS	PM	SGLPN	SM
			•		•		•				

End Panel Modifications - See page E•8.

BBS	DDE	F	FDE	FPE	IPE	RPE	SEBK	SED
•	•	•		•	•	•	•	

Custom Modifications - See page E•12.

ADDTK	ADRW	ART	AS	ATTTK	BBKI	CBO	CCO	CD	CFNTO	CFRMO	CH	CHGDRW	CND	CS1	CW	DRWSC	DRWTK	EX	EXD	EXO
		•		+	•	•	•	+	•	•	+		•		+			•		•

EXU	FD	FLUTE	FP	FTK	INVF	LSD	MI	OBRB	PFBP	RFLUTE	RTK	RTK6	STORB	TKP	VR	VTK	WS
+		•		•		•		•		•				+	•	•	•

+Modifications with a plus sign (+) have exceptions. In the digital PDF, click on the code in the chart for details. See page E•1 for Modification Index.

Furniture Tall Bookcase with Desk Height Doors

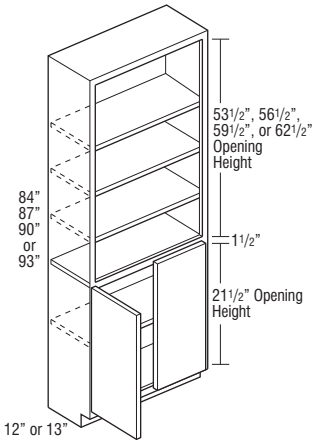

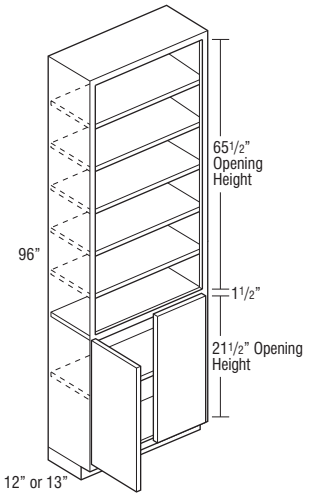

		C	D	F	H	I	J	K	L	M	O	P	Q
FTBKDD2484		3976	3657	3338	3143	3079	2977	2910	2868	2769	2732	2575	2523
FTBKDD2784		4237	3896	3556	3349	3277	3170	3101	3056	2952	2911	2745	2690
FTBKDD3084		4638	4268	3899	3671	3594	3475	3399	3353	3236	3192	3012	2952
FTBKDD3384		5052	4649	4246	3249	3918	3789	3709	3656	3530	3481	3287	3220
FTBKDD3684		5476	5038	4600	4335	4246	4105	4016	3961	3825	3774	3562	3490
FTBKDD2487		4175	3840	3505	3300	3233	3126	3056	3011	2907	2869	2704	2649
FTBKDD2787		4449	4091	3734	3516	3441	3329	3256	3209	3100	3057	2882	2825
FTBKDD3087		4870	4481	4094	3855	3774	3649	3569	3521	3398	3352	3163	3100
FTBKDD3387		5305	4881	4458	3411	4114	3978	3894	3839	3707	3655	3451	3381
FTBKDD3687		5750	5290	4830	4552	4458	4310	4217	4159	4016	3963	3740	3665
FTBKDD2490		4309	3964	3619	3408	3339	3228	3156	3114	3004	2962	2795	2738
FTBKDD2790		4482	4122	3761	3544	3471	3354	3283	3234	3124	3081	2906	2848
FTBKDD3090		4916	4524	4132	3894	3814	3686	3606	3556	3433	3388	3196	3131
FTBKDD3390		5354	4928	4502	4242	4153	4015	3931	3875	3743	3690	3484	3416
FTBKDD3690		5805	5345	4884	4603	4509	4359	4267	4204	4062	4006	3782	3709
FTBKDD2493		4524	4162	3800	3578	3506	3389	3314	3270	3154	3110	2935	2875
FTBKDD2793		4706	4328	3949	3721	3645	3522	3447	3396	3280	3235	3051	2990
FTBKDD3093		5162	4750	4339	4089	4005	3870	3786	3734	3605	3557	3356	3288
FTBKDD3393		5622	5174	4727	4454	4361	4216	4128	4069	3930	3875	3658	3587
FTBKDD3693		6095	5612	5128	4833	4734	4577	4480	4414	4265	4206	3971	3894
FTBKDD2496		4279	3938	3596	3389	3316	3206	3137	3090	2985	2946	2779	2720
FTBKDD2796		4759	4380	4002	3772	3691	3569	3492	3443	3324	3277	3093	3033
FTBKDD3096		5222	4807	4391	4138	4053	3917	3834	3780	3652	3601	3398	3331
FTBKDD3396		5682	5231	4781	4506	4410	4266	4174	4116	3974	3919	3700	3628
FTBKDD3696		6162	5673	5183	4885	4785	4626	4528	4463	4312	4253	4015	3936

- Matching Interior standard.
- Top of doors match to a desk height base door, 29" high.
- 90" and 93" tall includes five adjustable shelves and one fixed shelf.
- Non-Beaded and Beaded Inset are standard 13" deep.
- Fronts will not align with the 5" flush toekick Desk Cabinets.

Door & Drawer Modifications - See page E•4.

A	CG	CM	FH	GM	IBO	MFO	NBO	PEGS	PM	SGLPN	SM
			•		•		•				

End Panel Modifications - See page E•8.

BBS	DDE	F	FDE	FPE	IPE	RPE	SEBK	SED
•	•	•		•	•	•	•	

Custom Modifications - See page E•12.

ADDTK	ADRW	ART	AS	ATTTK	BBKI	CBO	CCO	CD	CFNTO	CFRMO	CH	CHGDRW	CND	CSI	CW	DRWSC	DRWTK	EX	EXD	EXO
		•		+	•	•	•	+	•	•	+		•	•	+			•		•

EXU	FD	FLUTE	FP	FTK	INVF	LSD	MI	OBRB	PFBP	RFLUTE	RTK	RTK6	STORB	TKP	VR	VTK	WS
+		•		•		•		•		•				+	•	•	•

+Modifications with a plus sign (+) have exceptions. In the digital PDF, click on the code in the chart for details. See page E•1 for Modification Index.

Furniture Tall Bookcase

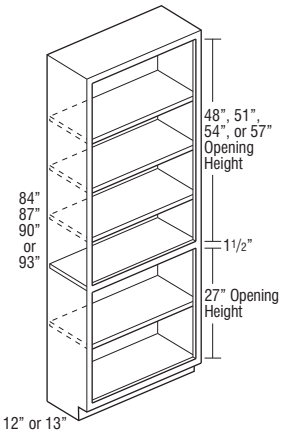

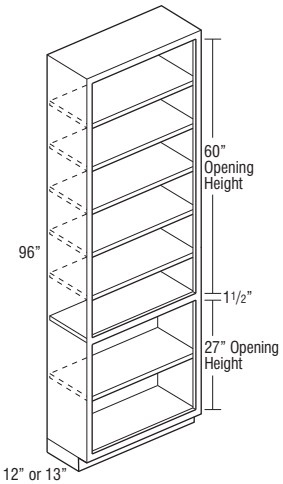

	C	D	F	H	I	J	K	L	M	O	P	Q
FTBK1884	1736	1736	1736	1736	1736	1736	1736	1736	1736	1736	1736	1736
FTBK2184	1974	1974	1974	1974	1974	1974	1974	1974	1974	1974	1974	1974
FTBK2484	2157	2157	2157	2157	2157	2157	2157	2157	2157	2157	2157	2157
FTBK2784	2387	2387	2387	2387	2387	2387	2387	2387	2387	2387	2387	2387
FTBK3084	2627	2627	2627	2627	2627	2627	2627	2627	2627	2627	2627	2627
FTBK3384	2863	2863	2863	2863	2863	2863	2863	2863	2863	2863	2863	2863
FTBK3684	3109	3109	3109	3109	3109	3109	3109	3109	3109	3109	3109	3109
FTBK1887	1823	1823	1823	1823	1823	1823	1823	1823	1823	1823	1823	1823
FTBK2187	2073	2073	2073	2073	2073	2073	2073	2073	2073	2073	2073	2073
FTBK2487	2265	2265	2265	2265	2265	2265	2265	2265	2265	2265	2265	2265
FTBK2787	2506	2506	2506	2506	2506	2506	2506	2506	2506	2506	2506	2506
FTBK3087	2758	2758	2758	2758	2758	2758	2758	2758	2758	2758	2758	2758
FTBK3387	3006	3006	3006	3006	3006	3006	3006	3006	3006	3006	3006	3006
FTBK3687	3264	3264	3264	3264	3264	3264	3264	3264	3264	3264	3264	3264
FTBK1890	1851	1851	1851	1851	1851	1851	1851	1851	1851	1851	1851	1851
FTBK2190	2098	2098	2098	2098	2098	2098	2098	2098	2098	2098	2098	2098
FTBK2490	2290	2290	2290	2290	2290	2290	2290	2290	2290	2290	2290	2290
FTBK2790	2540	2540	2540	2540	2540	2540	2540	2540	2540	2540	2540	2540
FTBK3090	2790	2790	2790	2790	2790	2790	2790	2790	2790	2790	2790	2790
FTBK3390	3036	3036	3036	3036	3036	3036	3036	3036	3036	3036	3036	3036
FTBK3690	3303	3303	3303	3303	3303	3303	3303	3303	3303	3303	3303	3303
FTBK1893	1944	1944	1944	1944	1944	1944	1944	1944	1944	1944	1944	1944
FTBK2193	2203	2203	2203	2203	2203	2203	2203	2203	2203	2203	2203	2203
FTBK2493	2405	2405	2405	2405	2405	2405	2405	2405	2405	2405	2405	2405
FTBK2793	2667	2667	2667	2667	2667	2667	2667	2667	2667	2667	2667	2667
FTBK3093	2930	2930	2930	2930	2930	2930	2930	2930	2930	2930	2930	2930
FTBK3393	3188	3188	3188	3188	3188	3188	3188	3188	3188	3188	3188	3188
FTBK3693	3468	3468	3468	3468	3468	3468	3468	3468	3468	3468	3468	3468
FTBK1896	1973	1973	1973	1973	1973	1973	1973	1973	1973	1973	1973	1973
FTBK2196	2232	2232	2232	2232	2232	2232	2232	2232	2232	2232	2232	2232
FTBK2496	2436	2436	2436	2436	2436	2436	2436	2436	2436	2436	2436	2436
FTBK2796	2701	2701	2701	2701	2701	2701	2701	2701	2701	2701	2701	2701
FTBK3096	2962	2962	2962	2962	2962	2962	2962	2962	2962	2962	2962	2962
FTBK3396	3232	3232	3232	3232	3232	3232	3232	3232	3232	3232	3232	3232
FTBK3696	3504	3504	3504	3504	3504	3504	3504	3504	3504	3504	3504	3504

- Matching Interior standard.
- 90" and 93" tall includes five adjustable shelves and one fixed shelf.
- Non-Beaded and Beaded Inset are standard 13" deep.

Door & Drawer Modifications - See page E•4.

A	CG	CM	FH	GM	IBO	MFO	NBO	PEGS	PM	SGLPN	SM
					•		•				

End Panel Modifications - See page E•8.

BBS	DDE	F	FDE	FPE	IPE	RPE	SEBK	SED
•	•	•		•	•	•	•	

Custom Modifications - See page E•12.

ADDTK	ADRW	ART	AS	ATTTK	BBKI	CBO	CCO	CD	CFNTO	CFRMO	CH	CHGDRW	CND	CS1	CW	DRWSC	DRWTK	EX	EXD	EXO
		•		+	•		•	+	•	•	+				+			•		•

EXU	FD	FLUTE	FP	FTK	INVF	LSD	MI	OBRB	PFBP	RFLUTE	RTK	RTK6	STORB	TKP	VR	VTK	WS
+		•		•				•		•				+	•	•	•

+Modifications with a plus sign (+) have exceptions. In the digital PDF, click on the code in the chart for details. See page E•1 for Modification Index.

Notes

TABLE OF CONTENTS – FILLERS AND PANELS

Fillers ..... N•2
Overlay Fillers ..... N•3
Box Column Fillers ..... N•4
Panels ..... N•7
Door and Drawer Front Only ..... N•14
Material ..... N•14
Wood Top ..... N•16
Wainscoting ..... N•18
Panel Custom ..... N•19

FILLERS AND PANELS

Modification Grid Key

+	Available with exceptions
•	Available

End Panel Modifications

Modification	Description
BBS	Beadboard Side
DDE	Decorative Door on End
FPE	Furniture Plywood End
IPE	Inset Panel End
RPE	Recessed or Raised Panel End

Custom Modifications

Modification	Description
2EXTFACES	Two Exterior Faces on Panels
APM	Applied Moulding
APM.ALL	Applied Moulding - All
CD	Change Depth
CH	Change Height
CW	Change Width
EB	Edgeband Panels/Edgeband Shelves
EX	Extended Stile
EXD	Extended Down
EXO	Extended Stile with Overlay
EXU	Extended Up
FE.ALL	Finish Edges, All
FE.FRT	Finish Edges
FLUTE	Fluting
FTK	Flush Toekick
MI	Matching Interior
NOMLD	No Moulding
OONLY	Overlay Only
PRE	Profiled Edges
RFLUTE	Rosette Fluting

Finishing Techniques

Modification	Description
H	Highlight
G	Wet Glaze
R+	Reserve Plus
V+	Vintage Plus

Non-Beaded or Beaded Inset not compatible with Fillers with Overlay or Panels Custom - Overlay.

Tall Wall End Panels and End Panels with Fillers Attached with Non-Beaded and Beaded Inset are 13" deep standard.

Wall End Skins with Non-Beaded and Beaded Inset are 12 1/4" deep standard.

FILLER (Specify Style & Stain)

Filler, 3″ or 6″ Wide

Model	Height	Height w/FTK	Price
F330	30″	34.5″	96
F630	30″	34.5″	113
F333	33″	37.5″	105
F336	36″	40.5″	118
F339	39″	43.5″	124
F342	42″	46.5″	127
F345	45″	49.5″	129
F348	48″	52.5″	132
F633	33″	37.5″	136
F636	36″	40.5″	158
F639	39″	43.5″	165
F642	42″	46.5″	174
F645	45″	49.5″	180
F648	48″	52.5″	185

- Solid wood.
- Height of filler excludes toekick height of 4 1/2″.
- Finishing Techniques available: G, R+.

Custom Modifications - See page E•12.

CH	EXD	EXU	FE.ALL	FLUTE	FTK	RFLUTE
+	•	•	•	•	•	•

+Modifications with a plus sign (+) have exceptions. In the digital PDF, click on the code in the chart for details. See page E•1 for Modification Index.

Filler Return, 3″ or 6″ Wide

Model	Height	Height w/FTK	Price
F3RETURNLMN	4.5″	N/A	37
F6RETURNLMN	4.5″	N/A	43

- Creates a toekick appearance when used with 3″ and 6″ wide fillers.
- 3/8″ thick, Natural Maple laminated plywood.

Modifications Are Not Available

Filler Corner

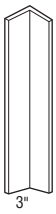

Model	Height	Height w/FTK	Price
FC330	30″	34.5″	165

- Solid wood.
- Finishing Techniques available: G, R+.

Custom Modifications - See page E•12.

CH	EXD	EXU	FE.ALL	FLUTE	FTK	RFLUTE
+		•		•	•	•

+Modifications with a plus sign (+) have exceptions. In the digital PDF, click on the code in the chart for details. See page E•1 for Modification Index.

Filler Inside Angle Corner

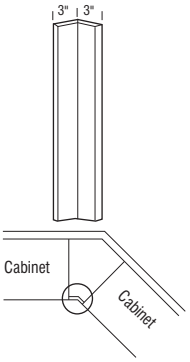

Installation of FIAC330 and FIAC342 (overhead view)

Model	Height	Height w/FTK	Price
FIAC330	30″	34.5″	159
FIAC342	42″	46.5″	187

- Solid wood.
- Finishing Techniques available: G, R+.

Custom Modifications - See page E•12.

CH	EXD	EXU	FE.ALL	FLUTE	FTK	RFLUTE
+	•	•	•	•	•	•

+Modifications with a plus sign (+) have exceptions. In the digital PDF, click on the code in the chart for details. See page E•1 for Modification Index.

Filler, 1/4″ or 1/2″ Wide

Model	Height	Height w/FTK	Price
F.2596 (1/4″ thick)	96"	N/A	58
F.596 (1/2″ thick)	96"	N/A	76

- Designed to fill space between adjacent cabinets; i.e. W1830 butted against side of U1884.
- Alder will be used for Rustic Alder.
- Finished on front and all edges (backs are not finished).
- Not available in Walnut.
- Finishing Techniques available: G.

Modifications Are Not Available

Filler, 3″ or 6″ Wide

Model	Height	Height w/FTK	Price
F384	79.5″	84″	165
F387	82.5″	87″	177
F390	85.5″	90″	187
F393	88.5″	93″	195
F396	91.5″	96″	208
F3102	97.5″	102″	213
F3108	103.5″	108″	217
F3120	115.5″	120″	227
F684	79.5″	84″	244
F687	82.5″	87″	261
F690	85.5″	90″	273
F693	88.5″	93″	283
F696	91.5″	96″	296
F6102	97.5″	102″	300
F6108	103.5″	108″	304
F6120	115.5″	120″	310

- Solid wood.
- Finishing Techniques available: G, R+.

Custom Modifications - See page E•12.

CH	EXD	EXU	FE.ALL	FLUTE	FTK	RFLUTE
+		+	•	•	•	•

+Modifications with a plus sign (+) have exceptions. In the digital PDF, click on the code in the chart for details. See page E•1 for Modification Index.

OVERLAY FILLERS FOR FULL OVERLAY STYLES (Specify Style, Stain & Profile)

Wall Filler with Overlay, 3″ or 6″ Wide

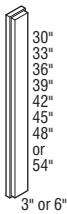

Description	Model	Height	Height w/FTK	Price
Wall Filler with Overlay, 3″ or 6″ Wide	WFOL330	30″	34.5″	127
	WFOL333	33″	37.5″	140
	WFOL336	36″	40.5″	156
	WFOL339	39″	43.5″	167
	WFOL342	42″	46.5″	184
	WFOL345	45″	49.5″	202
	WFOL348	48″	52.5″	221
	WFOL354	54″	58.5″	237
	WFOL630	30″	34.5″	244
	WFOL633	33″	37.5″	281
	WFOL636	36″	40.5″	309
	WFOL639	39″	43.5″	336
	WFOL642	42″	46.5″	364
	WFOL645	45″	49.5″	400
	WFOL648	48″	52.5″	433
	WFOL654	54″	58.5″	466

- 3″ Wide Overlays with #18 profile will have overlay sent with #7 profile.
- Overlays profiled on all four sides.
- Profile will match or complement profile on chosen door style.
- Finishing Techniques available: H, G, R+, V+.

Overlay width dimensions:
2 9/16″ overlay for 3″ fillers
5 9/16″ overlay for 6″ fillers

Custom Modifications - See page E•12.

CH	EXD	EXU	FTK	OONLY
+	•	•	•	•

+Modifications with a plus sign (+) have exceptions. In the digital PDF, click on the code in the chart for details. See page E•1 for Modification Index.

Base Filler with Overlay, 3″ or 6″ Wide

Description	Model	Height	Height w/FTK	Price
Base Filler with Overlay, 3″ or 6″ Wide	BFOL330	30″	34.5″	127
	BFOL630	30″	34.5″	244

- 3″ Wide Overlays with #18 profile will have overlay sent with #7 profile.
- Overlays profiled on all four sides.
- Profile will match or complement profile on chosen door style.
- Finishing Techniques available: H, G, R+, V+.

Overlay width dimensions:
2 9/16″ overlay for 3″ fillers
5 9/16″ overlay for 6″ fillers

Custom Modifications - See page E•12.

CH	EXD	EXU	FTK	OONLY
+		•	•	•

+Modifications with a plus sign (+) have exceptions. In the digital PDF, click on the code in the chart for details. See page E•1 for Modification Index.

Desk Filler with Overlay, 3″ or 6″ Wide

Description	Model	Height	Height w/FTK	Price
Desk Filler with Overlay, 3″ or 6″ Wide	DFOL329	29″	Included	127
	DFOL629	29″	Included	255

- 3″ Wide Overlays with #18 profile will have overlay sent with #7 profile.
- Overlays profiled on all four sides.
- Profile will match or complement profile on chosen door style.
- Finishing Techniques available: H, G, R+, V+.

Overlay width dimensions:
2 9/16″ overlay for 3″ fillers
5 9/16″ overlay for 6″ fillers

Custom Modifications - See page E•12.

CH	EXD	EXU	FTK	OONLY
+		•		•

+Modifications with a plus sign (+) have exceptions. In the digital PDF, click on the code in the chart for details. See page E•1 for Modification Index.

Tall Filler with Overlay, 3″ or 6″ Wide

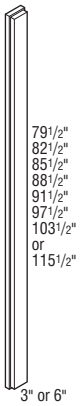

Description	Model	Height	Height w/FTK	Price
Tall Filler with Overlay, 3″ or 6″ Wide	TFOL384	79.5″	84″	282
	TFOL387	82.5″	87″	338
	TFOL390	85.5″	90″	394
	TFOL393	88.5″	93″	464
	TFOL396	91.5″	96″	534
	TFOL3102	97.5″	102″	578
	TFOL3108	103.5″	108″	620
	TFOL3120	115.5″	120″	718
	TFOL684	79.5″	84″	534
	TFOL687	82.5″	87″	568
	TFOL690	85.5″	90″	599
	TFOL693	88.5″	93″	634
	TFOL696	91.5″	96″	670
	TFOL6102	97.5″	102″	702
	TFOL6108	103.5″	108″	734
	TFOL6120	115.5″	120″	787

- All fillers over 96″ high will get three equal overlays.
- 3″ Wide Overlays with #18 profile will have overlay sent with #7 profile.
- Overlays profiled on all four sides.
- Profile will match or complement profile on chosen door style.
- Finishing Techniques available: H, G, R+, V+.

Overlay width dimensions:
2 9/16″ overlay for 3″ fillers
5 9/16″ overlay for 6″ fillers

Custom Modifications - See page E•12.

CH	EXD	EXU	FTK	OONLY
+		•	•	•

+Modifications with a plus sign (+) have exceptions. In the digital PDF, click on the code in the chart for details. See page E•1 for Modification Index.

Description	Model	Height	Height w/FTK	Price
Wall, Base, or Desk Filler with Overlay Inside Angle Corner 135°	**WFOLIAC330**	30″	34.5″	263
	WFOLIAC333	33″	37.5″	283
	WFOLIAC336	36″	40.5″	309
	WFOLIAC339	39″	43.5″	325
	WFOLIAC342	42″	46.5″	343
	WFOLIAC345	45″	49.5″	362
	WFOLIAC348	48″	52.5″	379
	WFOLIAC354	54″	58.5″	394
	DFOLIAC329	29″	Included	234
	BFOLIAC330	30″	34.5″	284

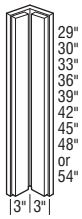

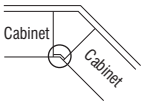

Installation of WFOLIAC*, DFOLIAC329, and BFOLIAC330 (overhead view)

- 3″ Wide Overlays with #18 profile will have overlay sent with #7 profile.
- Overlays profiled on all four sides.
- Profile will match or complement profile on chosen door style.
- Finishing Techniques available: H, G, R+, V+.

Overlay width dimensions:
2 9/16″ overlay for 3″ fillers
5 9/16″ overlay for 6″ fillers

Custom Modifications - See page E•12.

CH	EXD	EXU	FTK	OONLY
+	•	•	•	•

+Modifications with a plus sign (+) have exceptions. In the digital PDF, click on the code in the chart for details. See page E•1 for Modification Index.

Description	Model	Height	Height w/FTK	Price
Base Filler with Overlay Corner	**BFOLC330**	30″	34.5″	255

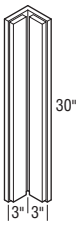

- 3″ Wide Overlays with #18 profile will have overlay sent with #7 profile.
- Overlays profiled on all four sides.
- Profile will match or complement profile on chosen door style.
- Finishing Techniques available: H, G, R+, V+.

Overlay width dimensions:
2 9/16″ overlay for 3″ fillers

Custom Modifications - See page E•12.

CH	EXD	EXU	FTK	OONLY
+		•	•	•

+Modifications with a plus sign (+) have exceptions. In the digital PDF, click on the code in the chart for details. See page E•1 for Modification Index.

BOX COLUMN FILLERS

Description	Model	Price
Wall Box Column Filler, 1 1/2″ or 3″ Wide, 15″ Deep	**WBCF1.51215**	297
	WBCF1.51515	299
	WBCF1.51815	300
	WBCF1.52115	302
	WBCF1.52415	304
	WBCF1.52715	305
	WBCF1.53015	307
	WBCF1.53315	344
	WBCF1.53615	387
	WBCF1.53915	422
	WBCF1.54215	468
	WBCF1.54815	538
	WBCF1.55115	608
	WBCF1.55415	678
	WBCF1.55715	748
	WBCF1.56015	818
	WBCF33015	704
	WBCF33315	739
	WBCF33615	773
	WBCF33915	832
	WBCF34215	890
	WBCF34515	936
	WBCF34815	986
	WBCF35415	1057
	WBCF36015	1126

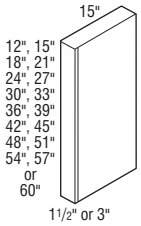

- Flush Ends standard.
- Reversible, may be used on either left or right end.
- Front and both sides finished, back is unfinished.
- Enclosed top and bottom.
- Unit is field trimmable to any required depth.
- Not intended for use horizontally as shelving. Use Floating Shelves on page G•52
- Finishing Techniques available: H, G, R+, V+.

End Panel Modifications - See page E•8.

BBS
•

Custom Modifications - See page E•12.

CD	CH	CW	FLUTE	RFLUTE
+	+	+	•	•

+Modifications with a plus sign (+) have exceptions. In the digital PDF, click on the code in the chart for details. See page E•1 for Modification Index.

Description	Model	Price
Wall Box Column Filler, 6″ Wide, 15″ Deep	**WBCF63015**	773
	WBCF63315	813
	WBCF63615	851
	WBCF63915	918
	WBCF64215	981
	WBCF64515	1037
	WBCF64815	1088
	WBCF65415	1117
	WBCF66015	1267

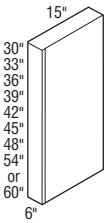

- Flush Ends standard.
- Reversible, may be used on either left or right end.
- Front and both sides finished, back is unfinished.
- Enclosed top and bottom.
- Unit is field trimmable to any required depth.
- Not intended for use horizontally as shelving. Use Floating Shelves on page G•52
- Finishing Techniques available: H, G, R+, V+.

End Panel Modifications - See page E•8.

BBS
•

Custom Modifications - See page E•12.

CD	CH	CW	FLUTE	RFLUTE
+	+	+	•	•

+Modifications with a plus sign (+) have exceptions. In the digital PDF, click on the code in the chart for details. See page E•1 for Modification Index.

Description	Model	Price
Base Box Column Filler, 1 1/2″, 3″, or 6″ Wide, 27″ Deep	**BBCF1.527**	642
	BBCF327	986
	BBCF627	1062

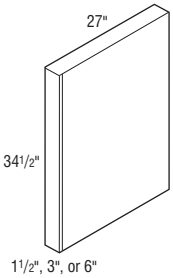

- Flush Toekick and Flush Ends standard.
- Reversible, may be used on either left or right end.
- Front and both sides finished, back is unfinished.
- Enclosed top and bottom.
- Unit is field trimmable to any required depth.
- Not intended for use horizontally as shelving. Use Floating Shelves on page G•52
- Finishing Techniques available: H, G, R+, V+.

End Panel Modifications - See page E•8.

BBS
•

Custom Modifications - See page E•12.

CD	CH	CW	FLUTE	RFLUTE
+	+	+	•	•

+Modifications with a plus sign (+) have exceptions. In the digital PDF, click on the code in the chart for details. See page E•1 for Modification Index.

Description	Model	Price
Desk Box Column Filler, 27″ Deep	**DBCF32927**	704
	DBCF62927	773

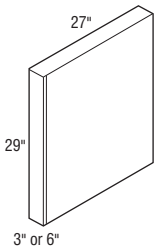

- Flush Toekick and Flush Ends standard.
- Reversible, may be used on either left or right end.
- Front and both sides finished, back is unfinished.
- Enclosed top and bottom.
- Unit is field trimmable to any required depth.
- Not intended for use horizontally as shelving. Use Floating Shelves on page G•52
- Finishing Techniques available: H, G, R+, V+.

End Panel Modifications - See page E•8.

BBS
•

Custom Modifications - See page E•12.

CD	CH	CW	FLUTE	RFLUTE
+	+	+	•	•

+Modifications with a plus sign (+) have exceptions. In the digital PDF, click on the code in the chart for details. See page E•1 for Modification Index.

Description	Model	Price
Vanity Box Column Filler, 3″ or 6″ Wide, 24″ Deep	**VBCF33024**	962
	VBCF33224	1060
	VBCF63024	1061
	VBCF63224	1168

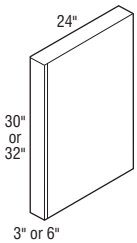

- Flush Toekick and Flush Ends standard.
- Reversible, may be used on either left or right end.
- Front and both sides finished, back is unfinished.
- Enclosed top and bottom.
- Unit is field trimmable to any required depth.
- Not intended for use horizontally as shelving. Use Floating Shelves on page G•52
- Finishing Techniques available: H, G, R+, V+.

End Panel Modifications - See page E•8.

BBS
•

Custom Modifications - See page E•12.

CD	CH	CW	FLUTE	RFLUTE
+	+	+	•	•

+Modifications with a plus sign (+) have exceptions. In the digital PDF, click on the code in the chart for details. See page E•1 for Modification Index.

Description	Model	Price
Tall Box Column Filler, 1 1/2″, 3″, or 6″ Wide, 15″ Deep	**TBCF1.58415**	911
	TBCF1.58715	932
	TBCF1.59015	954
	TBCF1.59315	974
	TBCF1.59615	974
	TBCF38415	1361
	TBCF38715	1409
	TBCF39015	1457
	TBCF39315	1505
	TBCF39615	1551
	TBCF310215	1975
	TBCF310815	2088
	TBCF312015	2313
	TBCF68415	1569
	TBCF68715	1621
	TBCF69015	1673
	TBCF69315	1727
	TBCF69615	1783
	TBCF610215	2271
	TBCF610815	2404
	TBCF612015	2667

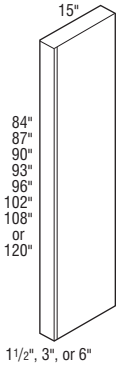

- Flush Toekick and Flush Ends standard.
- Reversible, may be used on either left or right end.
- Front and both sides finished.
- Enclosed top and bottom.
- Unit is field trimmable to any required depth.
- Not intended for use horizontally as shelving. Use Floating Shelves on page G•52
- Finishing Techniques available: H, G, R+, V+.

End Panel Modifications - See page E•8.

BBS

Custom Modifications - See page E•12.

CD	CH	CW	FLUTE	RFLUTE
+	+	+	•	•

+Modifications with a plus sign (+) have exceptions. In the digital PDF, click on the code in the chart for details. See page E•1 for Modification Index.

Description	Model	Price
Tall Box Column Filler, 1 1/2″, 3″, or 6″ Wide, 27″ Deep	**TBCF1.58427**	1314
	TBCF1.58727	1467
	TBCF1.59027	1487
	TBCF1.59327	1647
	TBCF1.59627	1638
	TBCF38427	2381
	TBCF38727	2466
	TBCF39027	2546
	TBCF39327	2631
	TBCF39627	2713
	TBCF310227	3455
	TBCF310827	3656
	TBCF312027	4057
	TBCF68427	2741
	TBCF68727	2838
	TBCF69027	2933
	TBCF69327	3027
	TBCF69627	3123
	TBCF610227	3974
	TBCF610827	4188
	TBCF612027	4616

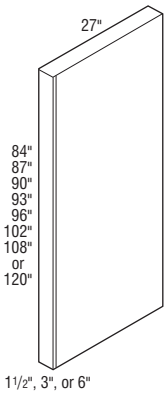

- Flush Toekick and Flush Ends standard.
- Reversible, may be used on either left or right end.
- Front and both sides finished.
- Enclosed top and bottom.
- Unit is field trimmable to any required depth.
- Not intended for use horizontally as shelving. Use Floating Shelves on page G•52
- Finishing Techniques available: H, G, R+, V+.

End Panel Modifications - See page E•8.

BBS
+

Custom Modifications - See page E•12.

CD	CH	CW	FLUTE	RFLUTE
+	+	+	•	•

+Modifications with a plus sign (+) have exceptions. In the digital PDF, click on the code in the chart for details. See page E•1 for Modification Index.

ANGLED FILLERS (Specify Style & Stain)

Filler, Angled, 3″

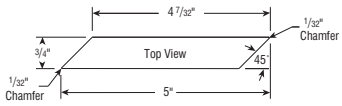

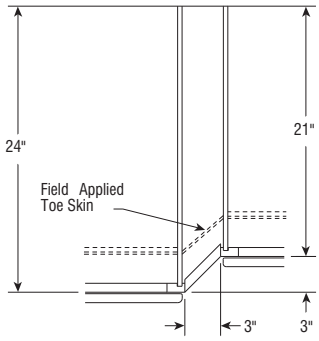

Top View of Installation Angled Filler Change in Depth Right Shown

Description	Model	Height	Height w/FTK	Price
	FA329	29″	Included	185
	FA330	30″	34.5″	185
	FA333	33″	37.5″	255
	FA336	36″	40.5″	326
	FA339	39″	43.5″	328
	FA342	42″	46.5″	330
	FA345	45″	49.5″	330
	FA348	48″	52.5″	330
	FA384	79.5″	84″	439
	FA387	82.5″	87″	452
	FA390	85.5″	90″	467
	FA393	88.5″	93″	484
	FA396	91.5″	96″	496

- Toekick and return not available.
- Finishing Techniques available: H, G, R+, V+.

Custom Modifications - See page E•12.

CH	EXD	EXU	FLUTE	FTK
+	•	•		•

+Modifications with a plus sign (+) have exceptions. In the digital PDF, click on the code in the chart for details. See page E•1 for Modification Index.

Angled Fluted/Plain Reversible Fillers, 3" Wide

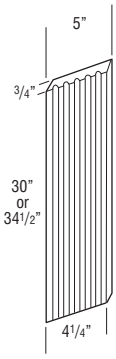

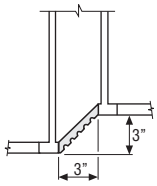

Description	Model	Height	Height w/FTK	Price
	FAR330	30″	N/A	197
	FAR334.5	34.5″	N/A	290

- Toekick and return not available.
- Alder will be used for Rustic Alder.
- Finishing Techniques not available.

Modifications Are Not Available

PANELS (Specify Style & Stain)

Wall End Panel with Attached Filler, Wood

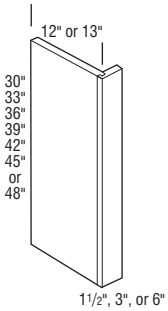

Description	Model	Price
	WEPF1.530WD	166
	WEPF1.533WD	186
	WEPF1.536WD	209
	WEPF1.539WD	228
	WEPF1.542WD	253
	WEPF1.545WD	274
	WEPF1.548WD	291
	WEPF330WD	185
	WEPF333WD	203
	WEPF336WD	226
	WEPF339WD	250
	WEPF342WD	274
	WEPF345WD	297
	WEPF348WD	319
	WEPF630WD	228
	WEPF633WD	254
	WEPF636WD	282
	WEPF639WD	315
	WEPF642WD	343
	WEPF645WD	373
	WEPF648WD	402

- 1/2″ wood veneer with face frame attached.
- Finishing Techniques available: H, G, R+, V+.

End Panel Modifications - See page E•8.

BBS	DDE	FPE	IPE	RPE
•	+	•	•	•

Custom Modifications - See page E•12.

2EXTFACES	CD	CH	CW	EX	EXD	EXU	FLUTE	MI	RFLUTE
•	+	+	+		+	•	+		+

+Modifications with a plus sign (+) have exceptions. In the digital PDF, click on the code in the chart for details. See page E•1 for Modification Index.

Description	Model	Price
Base End Panel , Wood	**BEPWD**	250

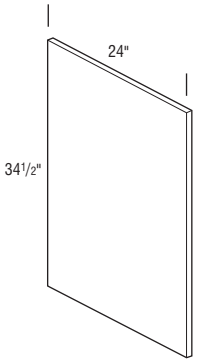

- 3/4" two-sided veneer panel with front edgebanded.

End Panel Modifications - See page E•8.

BBS	DDE	FPE	IPE	RPE
	+			

Custom Modifications - See page E•12.

2EXTFACES	CD	CH	CW	EX	EXD	EXU	FLUTE	MI	RFLUTE
	+	+	+						

+Modifications with a plus sign (+) have exceptions. In the digital PDF, click on the code in the chart for details. See page E•1 for Modification Index.

Description	Model	Price
Base End Panel with Filler Attached, Wood	**BEPF1.5WD**	347
	BEPF3WD	392
	BEPF6WD	437

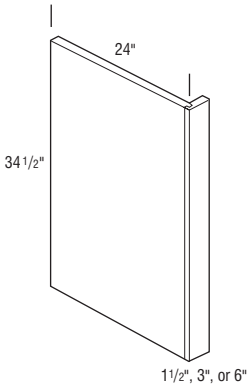

- 1/2" wood veneer with face frame attached.
- Finishing Techniques available: H, G, R+, V+.

End Panel Modifications - See page E•8.

BBS	DDE	FPE	IPE	RPE
•	+	•	•	•

Custom Modifications - See page E•12.

2EXTFACES	CD	CH	CW	EX	EXD	EXU	FLUTE	MI	RFLUTE
•	+	+	+			•	+		+

+Modifications with a plus sign (+) have exceptions. In the digital PDF, click on the code in the chart for details. See page E•1 for Modification Index.

Description	Model	Price
Base End Panel with Attached Filler, Flush Appliance, Wood	**BEPFFA1.5WD**	556
	BEPFFA3WD	627

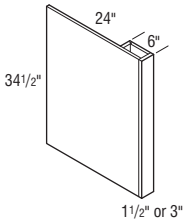

- 3/4" standard finished flushed ends. Wood veneer with face frame attached.
- Panel return is 6".
- Finishing Techniques available: H, G, R+, V+.

End Panel Modifications - See page E•8.

BBS	DDE	FPE	IPE	RPE

Custom Modifications - See page E•12.

2EXTFACES	CD	CH	CW	EX	EXD	EXU	FLUTE	MI	RFLUTE
	+	+	+			•	+		+

+Modifications with a plus sign (+) have exceptions. In the digital PDF, click on the code in the chart for details. See page E•1 for Modification Index.

Description	Model	Price
Wall End Panel with Attached Filler Angled, Wood	**WEPFA330(L or R)WD**	213
	WEPFA333(L or R)WD	255
	WEPFA336(L or R)WD	296
	WEPFA339(L or R)WD	317
	WEPFA342(L or R)WD	335
	WEPFA345(L or R)WD	353
	WEPFA348(L or R)WD	371

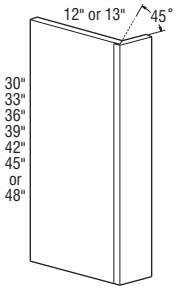

Left Shown

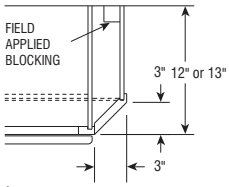

Right Shown

- Finished Ends standard.
- 1/2" wood veneer with face frame attached.
- Return not available.
- Finishing Techniques available: H, G, R+, V+.

End Panel Modifications - See page E•8.

BBS	DDE	FPE	IPE	RPE
•		•		

Custom Modifications - See page E•12.

2EXTFACES	CD	CH	CW	EX	EXD	EXU	FLUTE	MI	RFLUTE
•	+	+	+			•	•		•

+Modifications with a plus sign (+) have exceptions. In the digital PDF, click on the code in the chart for details. See page E•1 for Modification Index.

Description	Model	Price
Base End Panel with Attached Filler Angled, Wood	**BEPFA3(L or R)WD**	364

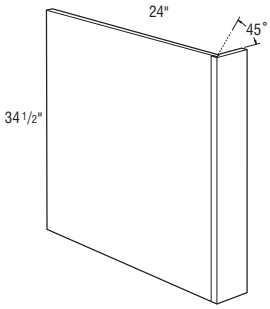

Left Shown

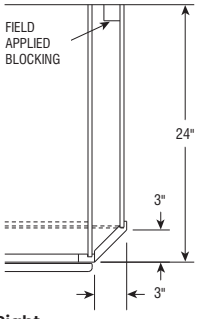

Right Shown

- Finished Ends standard.
- Toekick not available.
- Finishing Techniques available: H, G, R+, V+.

End Panel Modifications - See page E•8.

BBS	DDE	FPE	IPE	RPE
•	+	•		

Custom Modifications - See page E•12.

2EXTFACES	CD	CH	CW	EX	EXD	EXU	FLUTE	MI	RFLUTE
•	+	+	+			•	•		•

+Modifications with a plus sign (+) have exceptions. In the digital PDF, click on the code in the chart for details. See page E•1 for Modification Index.

Description	Model	Price
Tall End Panel with Attached Filler Angled, Wood	**TEPFA384(L or R)WD**	866
	TEPFA387(L or R)WD	896
	TEPFA390(L or R)WD	928
	TEPFA393(L or R)WD	962
	TEPFA396(L or R)WD	991

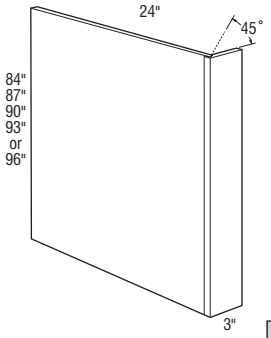

Left Shown

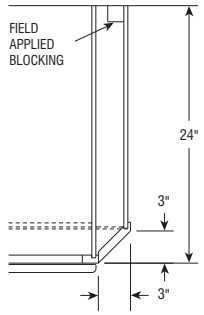

Right Shown

- 1/2" wood veneer with face frame attached.
- Toekick not available.
- Finishing Techniques available: H, G, R+, V+.

End Panel Modifications - See page E•8.

BBS	DDE	FPE	IPE	RPE
•	+	•		

Custom Modifications - See page E•12.

2EXTFACES	CD	CH	CW	EX	EXD	EXU	FLUTE	MI	RFLUTE
•	+	+	+			•	•		•

+Modifications with a plus sign (+) have exceptions. In the digital PDF, click on the code in the chart for details. See page E•1 for Modification Index.

Description	Model	Price
Wall, Base, or Tall Wall End Panel with Attached Filler, Overlay, Wood	**WEPFOL330WD**	427
	WEPFOL333WD	264
	WEPFOL336WD	284
	WEPFOL339WD	311
	WEPFOL342WD	335
	WEPFOL345WD	357
	WEPFOL348WD	381
	BEPFOL3WD	326
	TWEPFOL384WD	475
	TWEPFOL387WD	513
	TWEPFOL390WD	554
	TWEPFOL393WD	603
	TWEPFOL396WD	650

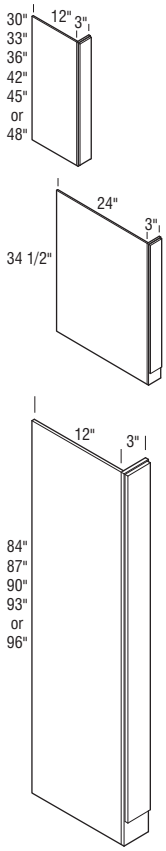

- 1/2" wood veneer with face frame attached.
- Return not available on 30" high.
- Must specify a profile.
- Full overlay styles with #18 profile will be sent with #7 profile.
- Overlays profiled on all four sides.
- Toekick not included.
- Finishing Techniques available: V+.

End Panel Modifications - See page E•8.

BBS	DDE	FPE	IPE	RPE
•	+	•	•	•

Custom Modifications - See page E•12.

2EXTFACES	CD	CH	CW	EX	EXD	EXU	FLUTE	MI	RFLUTE
•	+	+	+			•			

+Modifications with a plus sign (+) have exceptions. In the digital PDF, click on the code in the chart for details. See page E•1 for Modification Index.

Description	Model	Price
Base End Panel with Attached Filler, Flush Appliance, Overlay, Wood	**BEPFFAOL3WD**	683

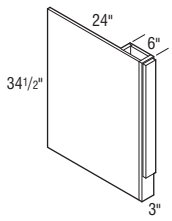

- Must specify a profile.
- Full overlay styles with #18 profile will be sent with #7 profile.
- Panel return is 6".

End Panel Modifications - See page E•8.

BBS	DDE	FPE	IPE	RPE

Custom Modifications - See page E•12.

2EXTFACES	CD	CH	CW	EX	EXD	EXU	FLUTE	MI	RFLUTE
	+	+	+			•			

+Modifications with a plus sign (+) have exceptions. In the digital PDF, click on the code in the chart for details. See page E•1 for Modification Index.

Description	Model	Price
Tall End Panel with Attached Filler, Overlay, Wood	**TEPFOL384WD**	737
	TEPFOL387WD	795
	TEPFOL390WD	861
	TEPFOL393WD	927
	TEPFOL396WD	1005

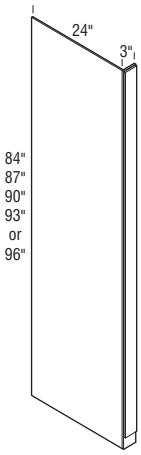

- 1/2" wood veneer with face frame attached.
- Must specify a profile.
- Full Overlay styles with #18 profile will have overlay sent with #7 profile.
- Overlays profiled on all four sides.
- Toekick not included.
- Finishing Techniques available: V+.

End Panel Modifications - See page E•8.

BBS	DDE	FPE	IPE	RPE
•	+	•	•	•

Custom Modifications - See page E•12.

2EXTFACES	CD	CH	CW	EX	EXD	EXU	FLUTE	MI	RFLUTE
•	+	+	+			•			

+Modifications with a plus sign (+) have exceptions. In the digital PDF, click on the code in the chart for details. See page E•1 for Modification Index.

Description	Model	Price
Tall End Panel with Attached Filler, Flush Appliance, Overlay, Wood	**TEPFFAOL384WD**	1179
	TEPFFAOL387WD	1272
	TEPFFAOL390WD	1378
	TEPFFAOL393WD	1484
	TEPFFAOL396WD	1607

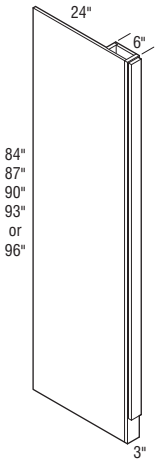

- 3/4" standard finished flushed ends. Wood veneer with face frame attached.
- Must specify a profile.
- Full Overlay styles with #18 profile will have overlay sent with #7 profile.
- Overlays profiled on all four sides.
- Panel return is 6".

End Panel Modifications - See page E•8.

BBS	DDE	FPE	IPE	RPE

Custom Modifications - See page E•12.

2EXTFACES	CD	CH	CW	EX	EXD	EXU	FLUTE	MI	RFLUTE
	+	+	+			•			

+Modifications with a plus sign (+) have exceptions. In the digital PDF, click on the code in the chart for details. See page E•1 for Modification Index.

Description	Model	Price
Tall Wall End Panel, Wood	**TWEP84WD**	355
	TWEP87WD	388
	TWEP90WD	416
	TWEP93WD	404
	TWEP96WD	449

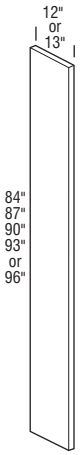

- 3/4" double-sided veneer panel with front edgebanded.

End Panel Modifications - See page E•8.

BBS	DDE	FPE	IPE	RPE
	+			

Custom Modifications - See page E•12.

2EXTFACES	CD	CH	CW	EX	EXD	EXU	FLUTE	MI	RFLUTE
	+	+	+						

+Modifications with a plus sign (+) have exceptions. In the digital PDF, click on the code in the chart for details. See page E•1 for Modification Index.

Description	Model	Price
Tall Wall End Panel with Attached Filler, Wood	**TWEPF1.584WD**	405
	TWEPF384WD	452
	TWEPF684WD	567
	TWEPF1.587WD	414
	TWEPF387WD	461
	TWEPF687WD	578
	TWEPF1.590WD	424
	TWEPF390WD	470
	TWEPF690WD	589
	TWEPF1.593WD	433
	TWEPF393WD	476
	TWEPF693WD	592
	TWEPF1.596WD	433
	TWEPF396WD	479
	TWEPF696WD	599

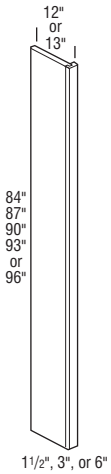

- 1/2" wood veneer with face frame attached.

End Panel Modifications - See page E•8.

BBS	DDE	FPE	IPE	RPE
•	+	•	•	•

Custom Modifications - See page E•12.

2EXTFACES	CD	CH	CW	EX	EXD	EXU	FLUTE	MI	RFLUTE
•	+	+	+			•	+	•	+

+Modifications with a plus sign (+) have exceptions. In the digital PDF, click on the code in the chart for details. See page E•1 for Modification Index.

Description	Model	Price
Tall Wall End Panel, Wood	**TWEP102WD**	743
	TWEP108WD	1035
	TWEP120WD	1093

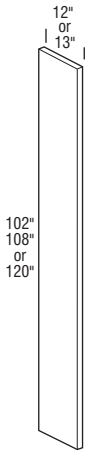

- 3/4" double-sided veneer panel with front edgebanded.

End Panel Modifications - See page E•8.

BBS	DDE	FPE	IPE	RPE
	+			

Custom Modifications - See page E•12.

2EXTFACES	CD	CH	CW	EX	EXD	EXU	FLUTE	MI	RFLUTE
	+	+	+			+			

+Modifications with a plus sign (+) have exceptions. In the digital PDF, click on the code in the chart for details. See page E•1 for Modification Index.

Description	Model	Price
Tall Wall End Panel with Attached Filler, Wood	**TWEPF1.5102WD**	744
	TWEPF3102WD	775
	TWEPF1.5108WD	1053
	TWEPF3108WD	1070
	TWEPF1.5120WD	1108
	TWEPF3120WD	1122

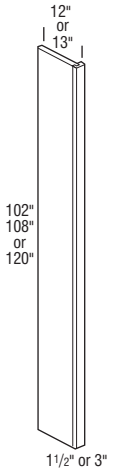

- 3/4" standard finished flushed ends. Wood veneer with face frame attached.

End Panel Modifications - See page E•8.

BBS	DDE	FPE	IPE	RPE
	+		•	

Custom Modifications - See page E•12.

2EXTFACES	CD	CH	CW	EX	EXD	EXU	FLUTE	MI	RFLUTE
•	+	+	+	•		+	+	+	+

+Modifications with a plus sign (+) have exceptions. In the digital PDF, click on the code in the chart for details. See page E•1 for Modification Index.

Description	Model	Price
Tall End Panel, Wood	**TEP84WD**	610
	TEP87WD	623
	TEP90WD	692
	TEP93WD	694
	TEP96WD	766

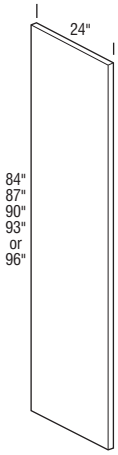

- 3/4" double-sided veneer panel with front edgebanded.
- When ordered with Rustic Alder door styles, will not feature Rustic characteristics.

End Panel Modifications - See page E•8.

BBS	DDE	FPE	IPE	RPE
	+			

Custom Modifications - See page E•12.

2EXTFACES	CD	CH	CW	EX	EXD	EXU	FLUTE	MI	RFLUTE
	+	+	+			•			

+Modifications with a plus sign (+) have exceptions. In the digital PDF, click on the code in the chart for details. See page E•1 for Modification Index.

Description	Model	Price
Tall End Panel with Attached Filler, Wood	**TEPF1.584WD**	584
	TEPF384WD	610
	TEPF684WD	763
	TEPF1.587WD	652
	TEPF387WD	673
	TEPF687WD	814
	TEPF1.590WD	661
	TEPF390WD	692
	TEPF690WD	866
	TEPF1.593WD	732
	TEPF393WD	743
	TEPF693WD	913
	TEPF1.596WD	728
	TEPF396WD	766
	TEPF696WD	959

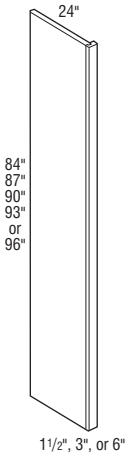

- 1/2" wood veneer with face frame attached.

End Panel Modifications - See page E•8.

BBS	DDE	FPE	IPE	RPE
•	+	•	•	•

Custom Modifications - See page E•12.

2EXTFACES	CD	CH	CW	EX	EXD	EXU	FLUTE	MI	RFLUTE
•	+	+	+			•	+	•	+

+Modifications with a plus sign (+) have exceptions. In the digital PDF, click on the code in the chart for details. See page E•1 for Modification Index.

Description	Model	Price
Tall End Panel with Attached Filler, Flush Appliance, Overlay, Wood	**TEPFFA1.584WD**	934
	TEPFFA384WD	977
	TEPFFA1.587WD	1043
	TEPFFA387WD	1077
	TEPFFA1.590WD	1057
	TEPFFA390WD	1108
	TEPFFA1.593WD	1172
	TEPFFA393WD	1188
	TEPFFA1.596WD	1165
	TEPFFA396WD	1225

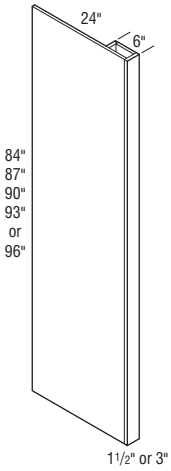

- 3/4" standard finished flushed ends. Wood veneer with face frame attached.
- Panel return is 6".

End Panel Modifications - See page E•8.

BBS	DDE	FPE	IPE	RPE

Custom Modifications - See page E•12.

2EXTFACES	CD	CH	CW	EX	EXD	EXU	FLUTE	MI	RFLUTE
	+	+	+			•	+		+

+Modifications with a plus sign (+) have exceptions. In the digital PDF, click on the code in the chart for details. See page E•1 for Modification Index.

Description	Model	Price
Tall End Panel, Wood	TEP102WD	1001
	TEP108WD	1235
	TEP120WD	1297

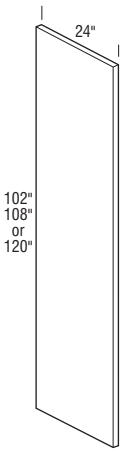

- 3/4" double-sided veneer panel with front edgebanded.
- When ordered with Rustic Alder door styles, will not feature Rustic characteristics.

End Panel Modifications - See page E•8.

BBS	DDE	FPE	IPE	RPE
	•			

Custom Modifications - See page E•12.

2EXTFACES	CD	CH	CW	EX	EXD	EXU	FLUTE	MI	RFLUTE
	+	+	+						

+Modifications with a plus sign (+) have exceptions. In the digital PDF, click on the code in the chart for details. See page E•1 for Modification Index.

Description	Model	Price
Tall End Panel with Attached Filler, Furniture Ends	TEPF1.5102FPE	992
	TEPF3102FPE	1021
	TEPF1.5108FPE	1257
	TEPF3108FPE	1277
	TEPF1.5120FPE	1312
	TEPF3120FPE	1327

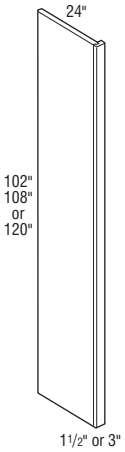

- 3/4" standard finished flushed ends. Wood veneer with face frame attached.

End Panel Modifications - See page E•8.

BBS	DDE	FPE	IPE	RPE
	•		•	

Custom Modifications - See page E•12.

2EXTFACES	CD	CH	CW	EX	EXD	EXU	FLUTE	MI	RFLUTE
•	+	+	+	•		+	+		+

+Modifications with a plus sign (+) have exceptions. In the digital PDF, click on the code in the chart for details. See page E•1 for Modification Index.

Description	Model	Price
Tall End Panel with Attached Filler, Flush Appliance, Wood	TEPFFA1.5102WD	1588
	TEPFFA3102WD	1634
	TEPFFA1.5108WD	2010
	TEPFFA3108WD	2043
	TEPFFA1.5120WD	2099
	TEPFFA3120WD	2124

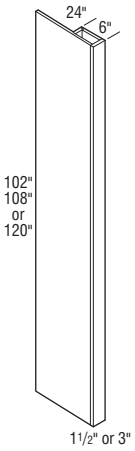

- Panel return is 6".

End Panel Modifications - See page E•8.

BBS	DDE	FPE	IPE	RPE

Custom Modifications - See page E•12.

2EXTFACES	CD	CH	CW	EX	EXD	EXU	FLUTE	MI	RFLUTE
	+	+	+			+	+		+

+Modifications with a plus sign (+) have exceptions. In the digital PDF, click on the code in the chart for details. See page E•1 for Modification Index.

Description	Model	Price
Wall, Base, Vanity, or Tall End Skin, Wood	WES18WD	108
	WES30WD	113
	WES33WD	116
	WES36WD	118
	WES39WD	121
	WES42WD	125
	WES45WD	129
	WES48WD	133
	BESWD	195
	VES32WD	166
	TES84WD	307
	TES87WD	319
	TES90WD	333
	TES93WD	338
	TES96WD	343
	TES102WD	349
	TES108WD	356
	TES120WD	372

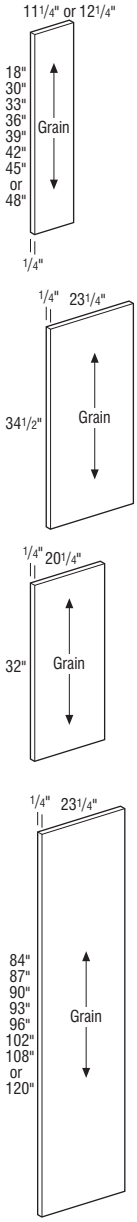

- 1/4" thick.

End Panel Modifications - See page E•8.

BBS	DDE	FPE	IPE	RPE

Custom Modifications - See page E•12.

2EXTFACES	CD	CH	CW	EX	EXD	EXU	FLUTE	MI	RFLUTE
	+	+	+						

+Modifications with a plus sign (+) have exceptions. In the digital PDF, click on the code in the chart for details. See page E•1 for Modification Index.

Description	Model	Price
Wall, Base, Vanity, or Tall End Skin, Beadboard	**WES18BB**	82
	WES30BB	131
	WES42BB	184
	VES30BB	250
	BESBB	307
	TES84BB	732
	TES96BB	825

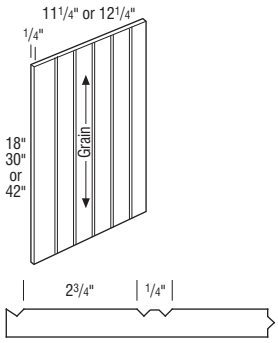

- 1/4″ thick.
- Alder will be substituted for Rustic Alder.

End Panel Modifications - See page E•8.

BBS	DDE	FPE	IPE	RPE

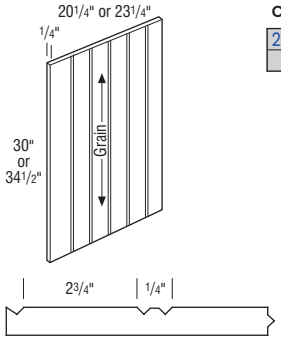

Custom Modifications - See page E•12.

2EXTFACES	CD	CH	CW	EX	EXD	EXU	FLUTE	MI	RFLUTE
	+	+	+						

+Modifications with a plus sign (+) have exceptions. In the digital PDF, click on the code in the chart for details. See page E•1 for Modification Index.

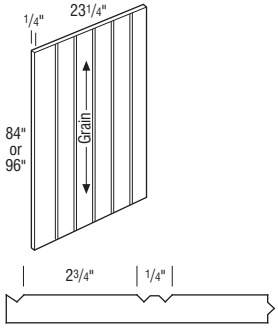

Description	Model	Price
Moulding, Toekick, Wood	**M-TK8WD**	87

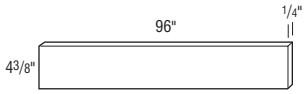

- 1/4″ thick.

Modifications Are Not Available

Description	Model	Price
Moulding, Toekick Cap	**M-TKC**	65

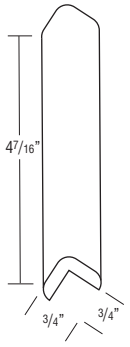

- Price per pair.
- Available in Maple and Quartersawn White Oak.
- Cherry finishes available on Maple.

Modifications Are Not Available

Description	Model	Price
Panel, Wood, 1/4″	**PNL.25-9630WD** • 1/4″ x 96″ x 30″	526
	PNL.25-3634.5WD • 1/4″ x 36″ x 34 1/2″	261
	PNL.25-4834.5WD • 1/4″ x 48″ x 34 1/2″	330
	PNL.25-7234.5WD • 1/4″ x 72″ x 34 1/2″	466
	PNL.25-9634.5WD • 1/4″ x 96″ x 34 1/2″	599
	PNL.25-9648WD • 1/4″ x 96″ x 48″	860
	PNL.25-4896WD • 1/4″ x 48″ x 96″	764

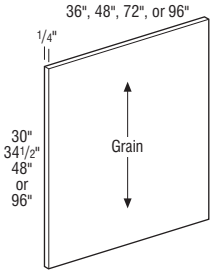

- 1/4″ thick.

Modifications Are Not Available

Description	Model	Price
Panel, Beadboard, 1/4″	**PNL.25-4830BB**	525
	PNL.25-4834.5BB	605
	PNL.25-4896BB	1271

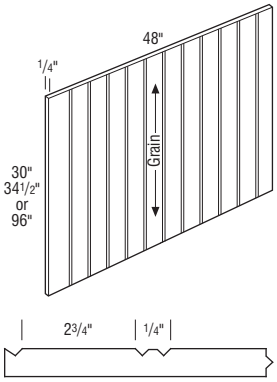

- Groove pattern different than beaded center panel door styles.
- Alder will be substituted for Rustic Alder.
- Finishing Techniques available: R+.

Modifications Are Not Available

Description	Model	Price
Vanity Desk Leg, Wood	**VDL32WD**	283

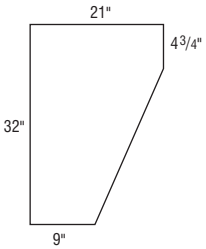

- 3/4″ double sided veneer panel with front edgebanded.

End Panel Modifications - See page E•8.

BBS	DDE	FPE	IPE	RPE

Custom Modifications - See page E•12.

2EXTFACES	CD	CH	CW	EX	EXD	EXU	FLUTE	MI	RFLUTE
	+	+	+						

+Modifications with a plus sign (+) have exceptions. In the digital PDF, click on the code in the chart for details. See page E•1 for Modification Index.

Description	Model	Price

MATERIAL (Specify Stain & Style)

Panel, Custom, Laminate Natural, 2-Sided, 3/4″

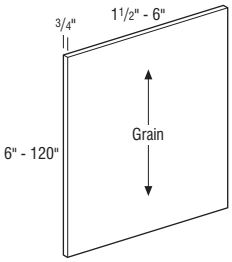

PNLC.75-LMN 59

- Price is per square foot.
- Specify width and height.
- Shelving material.
- Minimum width is 11/2″. Maximum width is 48″.
- Minimum height is 3″. Maximum height is 96″.

Custom Modifications - See page E•12.

EB	FE.ALL	FE.FRT	PRE
•			

+Modifications with a plus sign (+) have exceptions. In the digital PDF, click on the code in the chart for details. See page E•1 for Modification Index.

Panel, Custom, Laminate Natural, 1-Sided, 3/16″

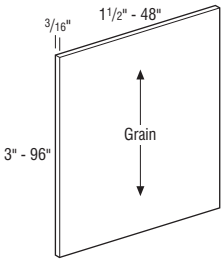

PNLC.25-LMN 38

- Price is per square foot.
- Specify width and height.
- Minimum width is 11/2″. Maximum width is 48″.
- Minimum height is 3″. Maximum height is 96″.

Modifications Are Not Available

Panel, Custom, Laminate Natural 1 Side, Veneer 1 Side, 1/2″

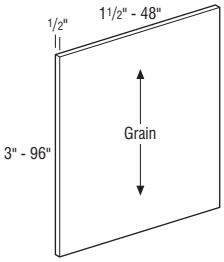

PNLC.5-LMNV 55

- Price is per square foot.
- Specify width and height.
- Minimum width is 11/2″. Maximum width is 48″.
- Minimum height is 3″. Maximum height is 96″.

Modifications Are Not Available

Panel, Custom, Wood, 1/4″

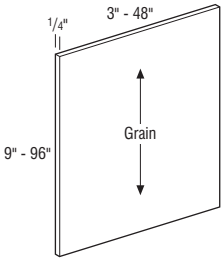

PNLC.25-WD 37

- Price is per square foot.
- Specify width and height.
- Minimum width is 3″. Maximum width is 48″.
- Minimum height is 9″. Maximum height is 96″.
- 48″ W x 96″ H or 96″ W x 48″ H

Modifications Are Not Available

Description	Model	Price

Panel Custom, Specify Finished Edges, Wood, 2-Sided, 3/4″

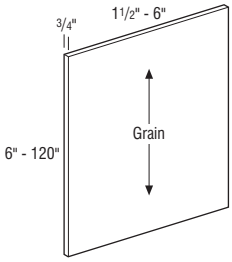

PNLC.75-SEWD 59

- Price is per square foot.
- Specify width and height.
- Minimum width is 11/2″. Maximum width is 48″.
- Minimum height is 3″. Maximum height is 96″.

Custom Modifications - See page E•12.

EB	FE.ALL	FE.FRT	PRE
•			

+Modifications with a plus sign (+) have exceptions. In the digital PDF, click on the code in the chart for details. See page E•1 for Modification Index.

Panel, Custom, Wood, 2-Sided, 1/2″

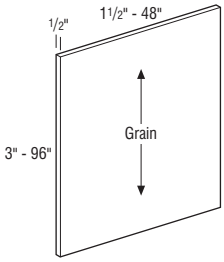

PNLC.5-WD 55

- Price is per square foot.
- Specify width and height.
- Minimum width is 11/2″. Maximum width is 48″.
- Minimum height is 3″. Maximum height is 96″.

Custom Modifications - See page E•12.

EB	FE.ALL	FE.FRT	PRE
•			

+Modifications with a plus sign (+) have exceptions. In the digital PDF, click on the code in the chart for details. See page E•1 for Modification Index.

Panel, Custom, Beadboard 1-Sided, 1/4″

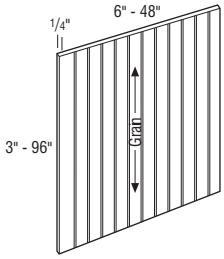

PNLC.25-BB 69

- Price is per square foot.
- Specify width and height.
- Minimum width is 6″. Maximum width is 48″.
- Minimum height is 3″. Maximum height is 96″.
- Alder will be substituted for Rustic Alder.
- V-groove on 3″ centers.

Modifications Are Not Available

Door Only



DOORONLY 113

- Price is per square foot.
- No Hinge Route modification available, see page E•30 for details.
- Full Overlay Styles:
  - Specify width in 1/32″ increments from 8 1/2″ to 24″.
  - Specify height in 1/32″ increments from 11 1/2″ to 61 1/16″.
- Non-Beaded Inset & Beaded Inset Styles:
  - Specify width in 1/32″ increments from 5 13/16″ to 24″.
  - Specify height in 1/32″ increments from 8 13/16″ to 58 5/16″.

Description	Model	Price
Drawer Front Only	**DRWFRTONLY**	113



- Price is per square foot.
- Full Overlay Styles:
  - Specify width in 1/32″ increments from 7 1/2″ to 47 9/16″.
  - Specify height in 1/32″ increments from 4 1/4″ to 24″.
- Non-Beaded Inset & Beaded Inset Styles:
  - Specify width in 1/32″ increments from 5 13/16″ to 47 9/16″.
  - Specify height in 1/32″ increments from 3 13/32″ to 14 23/32″.

Modifications Are Not Available

Panel, Custom Solid Wood, 3/4″

PNLC.75-SW 3/4″ Solid Wood — 103

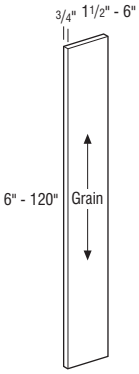

- Price is per square foot.
- Specify width and height.
- Maximum 96″ when profiling long edge. Must be minimum of 2 9/16″ wide to profile both long edges (height) for all profiles except #18. Must be minimum of 4 1/4″ wide to profile both long edges (height) for profile #18.
- Square edge standard.

Species	Width	Max. Height
Cherry, Maple	1 1/2″ to 6″	120″
	6 1/4″ to 23 3/4″	61 1/4″
Quartersawn White Oak, Rustic Adler, Walnut	1 1/2″ to 6″	120″
	6 1/4″ to 12″	61 1/4″

Custom Modifications - See page E•12.

EB	FE.ALL	FE.FRT	PRE
	•	•	+

+Modifications with a plus sign (+) have exceptions. In the digital PDF, click on the code in the chart for details. See page E•1 for Modification Index.

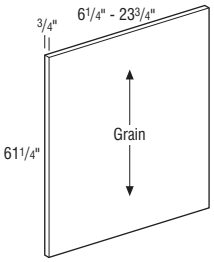

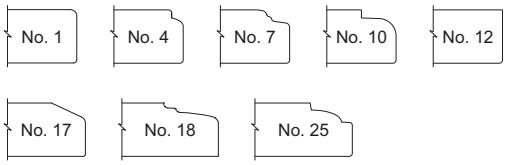

Profiles

Description	Model	Price
Shelf, Solid Wood, 3/4″	**S-.75SSW** 3/4″ Solid Wood	102

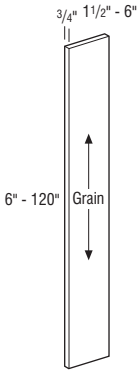

- Price is per square foot.
- Specify width and height.
- Can be used for moulding applications.

Species	Width	Max. Height
Cherry, Maple	1 1/2″ to 6″	120″
	6 1/4″ to 23 3/4″	61 1/4″
Quartersawn White Oak, Rustic Adler, Walnut	1 1/2″ to 6″	120″
	6 1/4″ to 12″	61 1/4″

Custom Modifications - See page E•12.

EB	FE.ALL	FE.FRT	PRE
	•	•	•

+Modifications with a plus sign (+) have exceptions. In the digital PDF, click on the code in the chart for details. See page E•1 for Modification Index.

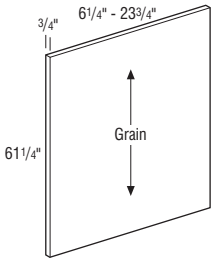

Shelf, Laminate Natural or Wood, 3/4″

S-.75SLMN 3/4″ Natural Maple Laminate 48″ W x 96″ H	59
S-.75SWD 3/4″ Veneer Plywood 48″ W x 96″ H	73

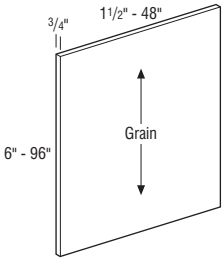

- Price is per square foot.
- Specify width and height.

Custom Modifications - See page E•12.

EB	FE.ALL	FE.FRT	PRE
•	•	•	

+Modifications with a plus sign (+) have exceptions. In the digital PDF, click on the code in the chart for details. See page E•1 for Modification Index.

Description	Model	Price
Part, Door or Drawer Rail Material		
	CGRAIL Door Rail Material	75
	DRWRAILEND Drawer Rail	75
	DRWRAILCROSS Drawer	75
	DRRAILEND Door Rail	75
	DRRAILCROSS Door Rail	75

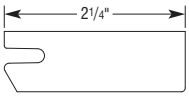

Door Rail

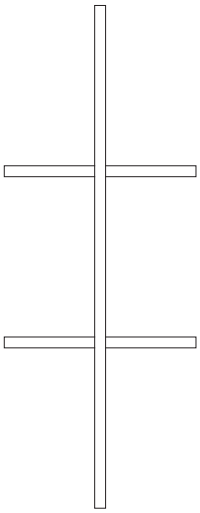

MUNTIN

- Price is per lineal foot.
- Specify door style and length.
- Not available on door styles with onlay moulding.
- To see door rails by specific door styles, please see door style section.

Custom Modifications - See page E•12.

EB	FE.ALL	FE.FRT	PRE
	•		

+Modifications with a plus sign (+) have exceptions. In the digital PDF, click on the code in the chart for details. See page E•1 for Modification Index.

MUNTIN Mullion door material	38

- Price is per lineal foot.
- Specify door style and length.
- Available in door styles that offer mullion door modifications.

Modifications Are Not Available

Part, Face Frame Rail	**FFRAIL**	75

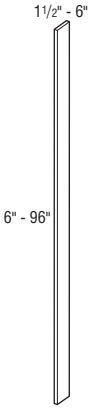

- Price is per lineal foot.
- Specify length.
- Minimum height is 6". For rails 1 1/2" up to 3" wide, the maximum height is 120". For rails greater than 3" to 6" wide, the maximum height is 96".

Custom Modifications - See page E•12.

EB	FE.ALL	FE.FRT	PRE
	•		

+Modifications with a plus sign (+) have exceptions. In the digital PDF, click on the code in the chart for details. See page E•1 for Modification Index.

Description	Model	Price
Moulding, Diagonal Corner	**M-DC8**	220
	M-DC10	274

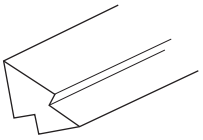

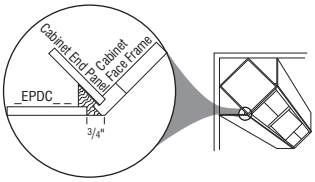

Section enlarged to show detail.

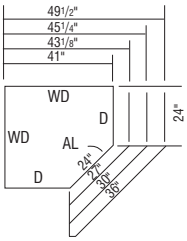

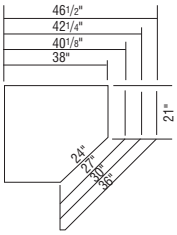

AL = Angle Length
D = Depth
AL = WD - D
.7071

AL = WD - D
.7071

- For use with Corner End Panels in 45° diagonal installation.

Custom Modifications - See page E•12.

EB	FE.ALL	FE.FRT	PRE
	•		

+Modifications with a plus sign (+) have exceptions. In the digital PDF, click on the code in the chart for details. See page E•1 for Modification Index.

Wall, Base, or Tall End Panel Diagonal Corner	**WEPDC30**	131
	WEPDC42	161
	BEPDC	235
	TEPDC84	410
	TEPDC96	455

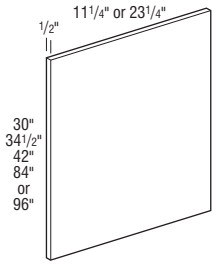

- 1/2" veneer.
- For use with Moulding, Diagonal Corner.

Modifications Are Not Available

WOOD TOP

Wood Top, Specify Edge	**WTSE**	82 per sq. ft.

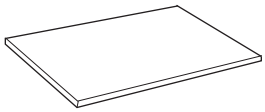

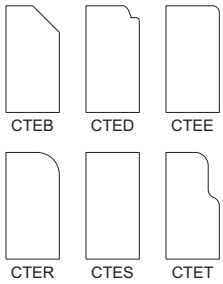

- Wood top is constructed with MDF Core Veneer Plywood
- Specify exposed edges for edging.
- Specify countertop moulding (CTEB, CTED, CTEE, CTER, CTES, CTET).
- Specify depth from 8" to 48".
- Specify length from 8" to 96".
- Specify moulding location.
- Wood Tops are 1 1/2" thick.
- Alder will be used for Rustic Alder.
- Not available in Walnut for CTEB, CTER or CTET.
- White Oak will be used for Quartersawn White Oak for CTED, CTEE, CTES.
- Finishing Techniques available: G, V+.

Custom Modifications - See page E•12.

APM	APM.ALL	NOMLD
•	•	•

+Modifications with a plus sign (+) have exceptions. In the digital PDF, click on the code in the chart for details. See page E•1 for Modification Index.

Specialty Panels Reference Page

Title Description	Availability	Page
Wainscoting	All Styles	N•18
Panel Custom - Wainscoting	Full Overlay	N•19
Panel Custom - Decorative Door on End	Full Overlay	N•20
Decorative Drawer Front Limitations		
Decorative Door Size Limitations		
Decorative Panel Order Forms (MasterBrand Connect)		N•20
Appliance Panel	Full Overlay	N•22
Appliance Panel Form - Overlay (MasterBrand Connect)		
Appliance Panel, Inset	Non-Beaded & Beaded Inset	N•22
Appliance Panel Form - Inset (MasterBrand Connect)		

Wainscoting, 34 1/2″ or 40 1/2″ High

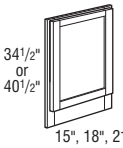

15", 18", 21", or 24"

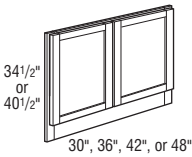

30", 36", 42", or 48"

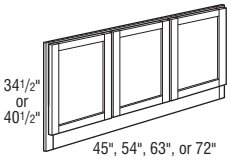

45", 54", 63", or 72"

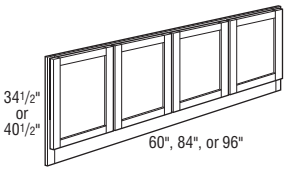

60", 84", or 96"

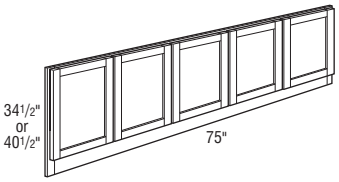

75"

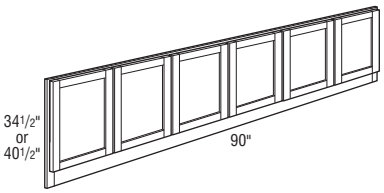

90"

	C	D	F	H	I	J	K	L	M	O	P	Q
GROUP A – Full Overlay Doors 14 9/16″ Wide; Non-Beaded & Beaded Inset Doors 11 13/16″ Wide												
WAIN1534.5	585	585	585	585	585	585	585	585	585	585	585	585
WAIN3034.5	1175	1175	1175	1175	1175	1175	1175	1175	1175	1175	1175	1175
WAIN4534.5	1757	1757	1757	1757	1757	1757	1757	1757	1757	1757	1757	1757
WAIN6034.5	2346	2346	2346	2346	2346	2346	2346	2346	2346	2346	2346	2346
WAIN7534.5	2933	2933	2933	2933	2933	2933	2933	2933	2933	2933	2933	2933
WAIN9034.5	3520	3520	3520	3520	3520	3520	3520	3520	3520	3520	3520	3520
WAIN1540.5	692	692	692	692	692	692	692	692	692	692	692	692
WAIN3040.5	1374	1374	1374	1374	1374	1374	1374	1374	1374	1374	1374	1374
WAIN4540.5	2068	2068	2068	2068	2068	2068	2068	2068	2068	2068	2068	2068
WAIN6040.5	2756	2756	2756	2756	2756	2756	2756	2756	2756	2756	2756	2756
WAIN7540.5	3440	3440	3440	3440	3440	3440	3440	3440	3440	3440	3440	3440
WAIN9040.5	4131	4131	4131	4131	4131	4131	4131	4131	4131	4131	4131	4131
GROUP B – Full Overlay Doors 17 9/16″ Wide; Non-Beaded & Beaded Inset Doors 14 13/16″ Wide												
WAIN1834.5	706	706	706	706	706	706	706	706	706	706	706	706
WAIN3634.5	1408	1408	1408	1408	1408	1408	1408	1408	1408	1408	1408	1408
WAIN5434.5	2111	2111	2111	2111	2111	2111	2111	2111	2111	2111	2111	2111
WAIN1840.5	825	825	825	825	825	825	825	825	825	825	825	825
WAIN3640.5	1652	1652	1652	1652	1652	1652	1652	1652	1652	1652	1652	1652
WAIN5440.5	2477	2477	2477	2477	2477	2477	2477	2477	2477	2477	2477	2477
GROUP C – Full Overlay Doors 20 9/16″ Wide; Non-Beaded & Beaded Inset Doors 17 13/16″ Wide												
WAIN2134.5	822	822	822	822	822	822	822	822	822	822	822	822
WAIN4234.5	1644	1644	1644	1644	1644	1644	1644	1644	1644	1644	1644	1644
WAIN6334.5	2462	2462	2462	2462	2462	2462	2462	2462	2462	2462	2462	2462
WAIN8434.5	3278	3278	3278	3278	3278	3278	3278	3278	3278	3278	3278	3278
WAIN2140.5	965	965	965	965	965	965	965	965	965	965	965	965
WAIN4240.5	1929	1929	1929	1929	1929	1929	1929	1929	1929	1929	1929	1929
WAIN6340.5	2892	2892	2892	2892	2892	2892	2892	2892	2892	2892	2892	2892
WAIN8440.5	3853	3853	3853	3853	3853	3853	3853	3853	3853	3853	3853	3853
GROUP D – Full Overlay Doors 23 9/16″ Wide; Non-Beaded & Beaded Inset Doors 20 13/16″ Wide												
WAIN2434.5	939	939	939	939	939	939	939	939	939	939	939	939
WAIN4834.5	1878	1878	1878	1878	1878	1878	1878	1878	1878	1878	1878	1878
WAIN7234.5	2817	2817	2817	2817	2817	2817	2817	2817	2817	2817	2817	2817
WAIN9634.5	3750	3750	3750	3750	3750	3750	3750	3750	3750	3750	3750	3750
WAIN2440.5	1103	1103	1103	1103	1103	1103	1103	1103	1103	1103	1103	1103
WAIN4840.5	2202	2202	2202	2202	2202	2202	2202	2202	2202	2202	2202	2202
WAIN7240.5	3305	3305	3305	3305	3305	3305	3305	3305	3305	3305	3305	3305
WAIN9640.5	4405	4405	4405	4405	4405	4405	4405	4405	4405	4405	4405	4405

- Number of doors determined by width of panel.
- For widths not listed above, Extended Left and/or Extended Right are available on all sizes.
- Full Overlay Styles:
  - Wainscoting panel backs are not finished, but they are sealed to prevent warping and cracking.
- Non-Beaded and Beaded Inset Styles:
  - Face frame and door construction, doors applied to frame with screws.
- Finishing Techniques available:
  R+, V+.

Custom Modifications - See page E•12.

CH	EX	EXO	EXU	FLUTE	RFLUTE
+	•	•	•		

+Modifications with a plus sign (+) have exceptions. In the digital PDF, click on the code in the chart for details. See page E•1 for Modification Index.

Panel Custom - Wainscoting

Model	Price	
PNLCWAIN	180	per sq ft.

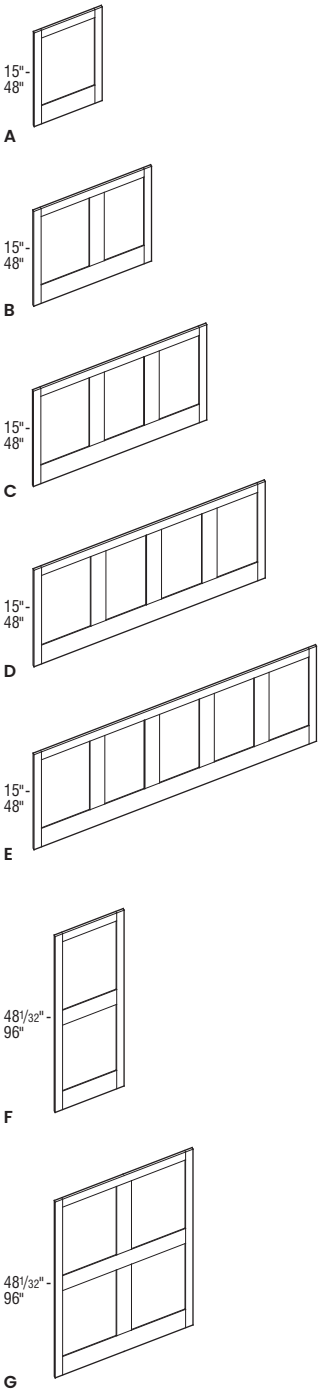

- PNLCWAIN is used for backs of islands and wall applications.
- PNLCWAIN is a 3/4″ decorative panel with flat or raised center panel(s) to match the door style.
- Not available on slab, miter, or beaded panel door styles.
- Not available with Beaded or Non-Beaded Inset modifications.
- Outside profile will be #12 regardless of door style profile.
- Top crossrail and stiles are sized to match the selected door style, with the exception of rail dimension changes list in chart below.
- On wainscoting with 2 or more center panels, the middle mullion will be double in width.
- 7″ bottom rail standard.
- Available in 1/32″ increments.
- Finishing Techniques available: R+, V+.

Modifications Are Not Available

Heights 15″ – 48″

FOL Width	# of Center Panels	Drawing
7 7/8″ – 24″	1	A
24 1/32″ – 48″	2	B
48 1/32″ – 60″	3	C
60 1/32″ – 84″	4	D
84 1/32″ – 96″	5	E

Heights 48 1/32″ – 96″

FOL Width	# of Center Panels	Drawing
7 7/8″ – 24″	2	F
24 1/32″ – 48″	4	G

Rail Dimension Changes

Style	Dimension
Artisan/Sloan	Widths from 7 7/8″ – 9 25/32″ use 2 1/4″ end rails
Kaylee/Tala	Widths from 7 7/8″ – 8 17/32″ use 2 1/4″ end rails

Panel Custom - Decorative Door on End

Model	Price	
PNLC.25-DDE	152	per sq ft.
PNLC.75-DDE	189	per sq ft.

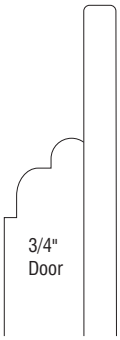

Decorative Door End panels are used for backs of islands and peninsulas.

If required in the design for island and peninsula applications, an upgrade to 3/4″ thick back panel with exposed edges banded can be specified.

PNLC.25-DDE – 1/4″ back panel size limitations:
- 48″ W x 96″ H (grain runs with height)
- 96″ W x 48″ H (grain runs with height)

PNLC.75-DDE – 3/4″ back panel size limitations (exposed edges must be specified to be banded):
- 48″ W x 96″ H (grain runs with height)

Complete the Decorative Door on End Order Form located on the MasterBrand Connect website and email to Decorá when placing your order.

Decorative Door on End panels will not include batten strips on slab door styles.

Custom Modifications - See page E•12.

EB
•

+Modifications with a plus sign (+) have exceptions. In the digital PDF, click on the code in the chart for details. See page E•1 for Modification Index.

Decorative Drawer Front Limitations

Slab Drawer Fronts
Available Heights: 4 1/2″ – 24″; Available Widths: 7 1/2″ – 47 9/16″

5-piece Drawer Fronts: (All styles w/5-piece drawer fronts or 5-piece drawer front modification (DFF5PC))
Full Overlay: Available Heights: 5 1/2″ - 24″
Inset: Available Heights: 4 13/16″ - 24″

Decorative Door Size Limitations

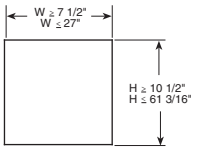

Solid Slab Styles (Marquis)
- Minimum Width = 7 1/2″; Maximum Width = 27″
- Minimum Height = 10 1/2″; Maximum Height = 61 3/16″
- Marquis doors between 24″ and 27″ wide will be limited to a height of 41 1/2″.
- All Marquis Integrated doors will not include batten strips.

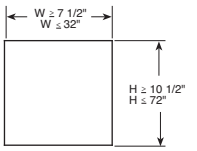

Slab Styles (Mandela)
- Minimum Width = 7 1/2″; Maximum Width = 32″
- Minimum Height = 10 1/2″; Maximum Height = 72″

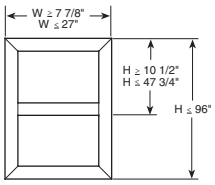

Mitered Styles (Frederic, Galleria, Sabine, and Vide)
- Minimum Width = 7 7/8″; Maximum Width = 27″
- Minimum Height = 10 1/2″; Maximum Height = 96″

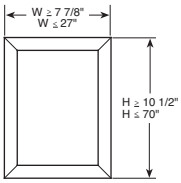

Mitered Style with Narrow Rails (Halden, Palladian)
- Minimum Width = 7 7/8″; Maximum Width = 27″
- Minimum Height = 10 1/2″; Maximum Height = 70″

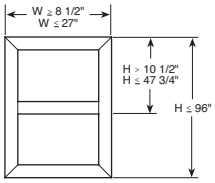

Mitered Styles with Wide Rails (Airedale, Cormac, Daladier, Davenport, Kanon, Leyden, Melody, and Russell)
- Minimum Width = 8 1/2″; Maximum Width = 27″
- Minimum Height = 10 1/2″; Maximum Height = 96″

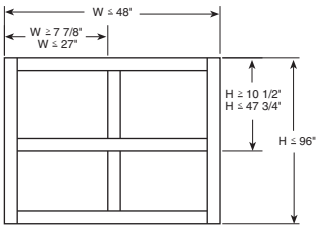

Rustic Styles with Wide Rails (Artisan, Kaylee, Sloan, and Tala)
- Minimum Width = 7 7/8″; Maximum Width = 48″
- Minimum Height = 10 1/2″; Maximum Height = 96″
- Heights over 47 3/4″ will include two center panels, unless over 27″, then they will consist of four center panels - refer to drawing chart.
- Widths up to 27″ will include one center panel.
- Widths over 27″ will include two center panels.

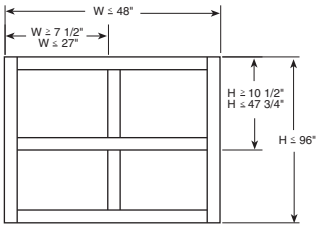

Full Overlay, Shaker, and Onlay Styles (Callaway, Cassandra, Harmony, Haskins, Kace, Plano, Plaza, Prescott, Simsbury, Thea, and Yardley)
- Minimum Width = 7 1/2″; Maximum Width = 48″
- Minimum Height = 10 1/2″; Maximum Height = 96″
- Heights over 47 3/4″ will include two center panels, unless over 27″, then they will consist of four center panels - refer to drawing chart.
- Widths up to 27″ will include one center panel.
- Widths over 27″ will include two center panels.
- 7 1/2″ wide shaped like a drawer front.

Appliance Panel

Model	Price	
APNL-SDR	126	per sq ft.
APNL-DDR	126	per sq ft.
APNL-DF	126	per sq ft.

APNL Application
(no backer panel)

Application with OL modification
(backer panel included)

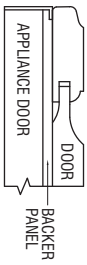

- APNL-SDR - Appliance Panel, Single Door
  - Maximum width is 48″ except on:
    - Miter Styles maximum width 36″
    - Slab Styles at 32″
  - Maximum height is 96″ except on:
    - Slab Styles at 61″ except on widths between 24″ and 32″ will be limited to a height of 47 1/2″.
  - Widths up to 36″ will include one center panel and over 36″ will include two center panels divided by a center stile.
  - Heights over 51 1/2″ will include two center panels divided by a center rail.
- APNL-DDR - Appliance Panel, Double Door
  - Recommended for appliances with backer panel only.
  - Field install with 1/8″ reveal between two doors.
  - Maximum width is 48″ except on:
    - Slab Styles at 32″
  - Maximum height is 96″ except on:
    - Slab Styles at 61″ except on widths between 24″ and 32″ will be limited to a height of 47 1/2″.
  - Heights over 51 1/2″ will include two center panels divided by a center rail.
- APNL-DF - Appliance Panel, Drawer Front
  - Maximum width is 50″.
  - Maximum height is 28 1/2″.
  - See individual door style specifications pages for minumum drawer front sizing.
- Use the Appliance Panel Form - Overlay (MasterBrand Connect) for ordering.
- Specify Width x Height for each door and/or drawer required for appliance.
- Cut-out for Dispenser is available on APNL-SDR by using modification code CO and adding additional 12% to square foot price. Cut-out for Dispenser must be specified on form.
- Appliance Panel will not include backer panel. Apply the Overlay Installation modification to include backer panel by using modification code OL and adding an additional 10% to square foot price. When modification OL is applied to APNL-SDR and APNL-DF the backer panel will be unfinished and when applied to APNL-DDR the backer panel will be finished.
- The model number from the appliance manufacturer is required on the form with your order.
- Doors come finished front and back.

Appliance Panel, Inset

Model	Price	
APNL-SDRIN	166	per sq ft.
APNL-DDRIN	166	per sq ft.
APNL-DFIN	166	per sq ft.

APNL Application
(no backer panel)

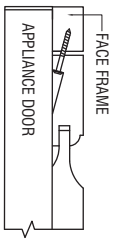

Application with OL modification
(backer panel included)

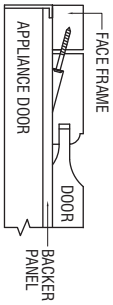

- APNL-SDRIN - Appliance Panel, Single Door Inset
  - Maximum width is 48″ except on:
    - Miter Styles maximum width 36″
  - Maximum height is 96″.
  - Widths up to 36″ will include one center panel and over 36″ will include two center panels divided by a center stile.
  - Heights over 51 1/2″ will include two center panels divided by a center rail.
- APNL-DDRIN - Appliance Panel, Double Door Inset
  - Field install with 1/8″ reveal between two doors.
  - Maximum width is 48″.
  - Maximum height is 96″.
  - Heights over 51 1/2″ will include two center panels divided by a center rail.
- APNL-DFIN - Appliance Panel, Drawer Front Inset
  - Maximum width is 50″.
  - Maximum height is 28 1/2″.
  - See individual door style specifications pages for minumum drawer front sizing.
- Use the Appliance Panel Form - Inset (MasterBrand Connect) for ordering.
- Specify Width x Height for each door and/or drawer required for appliance.
- Appliance Panel will not include backer panel. Apply the Overlay Installation modification to include backer panel by using modification code OL and adding an additional 10% to square foot price. When modification OL is applied the backer panel will be finished.
- The model number from the appliance manufacturer is required on the form with your order.
- Doors come finished front and back.

TABLE OF CONTENTS – MOULDINGS AND EMBELLISHMENTS

Mouldings ..... O•2
Moulding Stacked Kits ..... O•10
Valances ..... O•18
Shelving ..... O•21
Corbels ..... O•22
Feet ..... O•24
Legs ..... O•27
Specialty Embellishments ..... O•31

MOULDINGS AND EMBELLISHMENTS

Moulding Nomenclature

M-CRV8

Type — Length

Modification Grid Key

+	Available with exceptions
•	Available

Custom Modification Modifications

Modification	Description
CD	Change Depth
CH	Change Height
CW	Change Width
FE.ALL	Finish Edges, All
OONLY	Overlay Only

Finishing Techniques

Modification	Description
H	Highlight
G	Wet Glaze
R+	Reserve Plus
V+	Vintage Plus

Non-Beaded or Beaded Inset not compatible with Valance - Style S Overlay.

Dimension refers to moulding length.

8' mouldings will have 93"-99" of useable length.

10' mouldings will have 117"-123" useable length.

Description	Model	Price

MOULDINGS

Moulding, Crown Starter Soffit Filler with Cleat

Model	Price
M-CRSSF8C	494
M-CRSSF10C	615

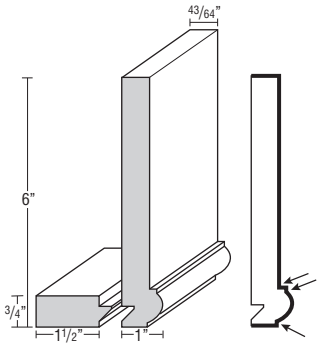

- Alder will be used for Rustic Alder.
- Walnut not available on M-CRSSF10C.
- Finishing Techniques available: H, G, R+, V+.

Custom Modifications - See page E•12.

FE.ALL
•

+Modifications with a plus sign (+) have exceptions. In the digital PDF, click on the code in the chart for details. See page E•1 for Modification Index.

Moulding, Crown Starter with Cleat

Model	Price
M-CRSTR8C	423
M-CRSTR10C	530

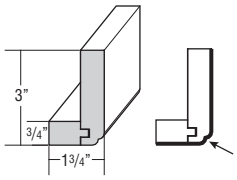

- Alder will be used for Rustic Alder.
- Walnut not available on M-CRSTR10C.
- Finishing Techniques available: H, G, R+, V+.

Custom Modifications - See page E•12.

FE.ALL
•

+Modifications with a plus sign (+) have exceptions. In the digital PDF, click on the code in the chart for details. See page E•1 for Modification Index.

Moulding, Crown Starter Shaker with Cleat

Model	Price
M-CRSTRS8C	277
M-CRSTRS10C	374

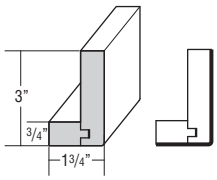

- Not available in Rustic Alder or Walnut.
- Finishing Techniques available: H, G, R+, V+.

Custom Modifications - See page E•12.

FE.ALL
•

+Modifications with a plus sign (+) have exceptions. In the digital PDF, click on the code in the chart for details. See page E•1 for Modification Index.

Moulding, Crown Classic Tall with Cleat

Model	Price
M-CRCLST8C	432
M-CRCLST10C	541

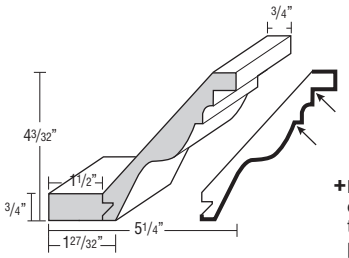

- Ships in two pieces.
- Not available in Walnut.
- Finishing Techniques available: H, G, R+.

Custom Modifications - See page E•12.

FE.ALL
•

+Modifications with a plus sign (+) have exceptions. In the digital PDF, click on the code in the chart for details. See page E•1 for Modification Index.

Moulding, Crown Cornice Tall with Cleat

Model	Price
M-CRCOT8C	432
M-CRCOT10C	541

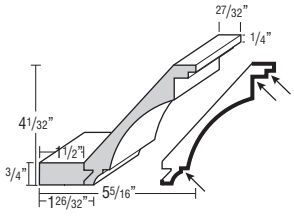

- Ships in two pieces.
- Not available in Walnut.
- Finishing Techniques available: H, G, R+.

Custom Modifications - See page E•12.

FE.ALL
•

+Modifications with a plus sign (+) have exceptions. In the digital PDF, click on the code in the chart for details. See page E•1 for Modification Index.

Moulding, Crown Cove with Cleat

Model	Price
M-CRCOVE8C	432
M-CRCOVE10C	541

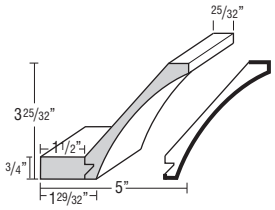

- Ships in two pieces.
- Walnut not available on COVECROWN10.
- Finishing Techniques available: G, R+.

Custom Modifications - See page E•12.

FE.ALL
•

+Modifications with a plus sign (+) have exceptions. In the digital PDF, click on the code in the chart for details. See page E•1 for Modification Index.

Moulding, Crown Cove Small

Model	Price
M-CRCOVES8	291
M-CRCOVES10	363

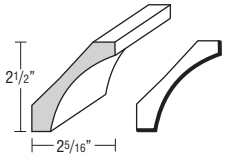

- Walnut not available on M-CRCOVES10.
- Finishing Techniques available: G, R+.

Custom Modifications - See page E•12.

FE.ALL
•

+Modifications with a plus sign (+) have exceptions. In the digital PDF, click on the code in the chart for details. See page E•1 for Modification Index.

Moulding, Crown Simplicity

Model	Price
M-CRSIM8	601

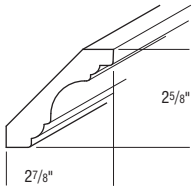

- Alder will be used for Rustic Alder.
- Not available in Walnut.
- Finishing Techniques available: R+.

Custom Modifications - See page E•12.

FE.ALL
•

+Modifications with a plus sign (+) have exceptions. In the digital PDF, click on the code in the chart for details. See page E•1 for Modification Index.

Moulding, Crown Traditional Small

Model	Price
M-CRTRS8	213
M-CRTRS10	265

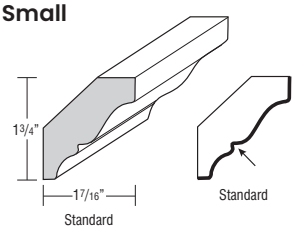

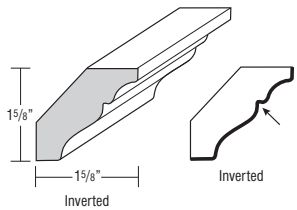

- Walnut not available on M-CRTRS10.
- Finishing Techniques available: H, G, R+.

Custom Modifications - See page E•12.

FE.ALL
•

+Modifications with a plus sign (+) have exceptions. In the digital PDF, click on the code in the chart for details. See page E•1 for Modification Index.

Description	Model	Price
Moulding, Crown Straight Angle Tall with Cleat	M-CRSAT8C	286
	M-CRSAT10C	385

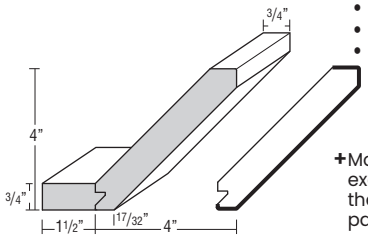

- Ships in two pieces.
- Not available in Rustic Alder.
- Finishing Techniques available: G, R+.

Custom Modifications - See page E•12.

FE.ALL
•

+Modifications with a plus sign (+) have exceptions. In the digital PDF, click on the code in the chart for details. See page E•1 for Modification Index.

Description	Model	Price
Moulding, Crown Straight Angle with Cleat	M-CRSA8C	282
	M-CRSA10C	381

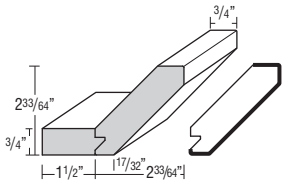

- Ships in two pieces.
- Not available in Rustic Alder.
- Finishing Techniques available: G, R+.

Custom Modifications - See page E•12.

FE.ALL
•

+Modifications with a plus sign (+) have exceptions. In the digital PDF, click on the code in the chart for details. See page E•1 for Modification Index.

Description	Model	Price
Moulding, Crown Straight Angle Small with Cleat	M-CRSAS8C	236
	M-CRSAS10C	319

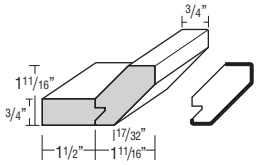

- Ships in two pieces.
- Not available in Rustic Alder.
- Finishing Techniques available: G, R+.

Custom Modifications - See page E•12.

FE.ALL
•

+Modifications with a plus sign (+) have exceptions. In the digital PDF, click on the code in the chart for details. See page E•1 for Modification Index.

Description	Model	Price
Moulding, Crown Straight Angle	M-CRSA8	188
	M-CRSA10	255

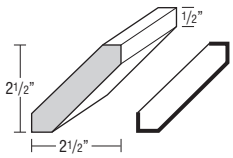

- Not available in Rustic Alder.
- Finishing Techniques available: G, R+.

Custom Modifications - See page E•12.

FE.ALL
•

+Modifications with a plus sign (+) have exceptions. In the digital PDF, click on the code in the chart for details. See page E•1 for Modification Index.

Description	Model	Price
Moulding, Crown Full Overlay with Cleat	M-CRFOL8C	243
	M-CRFOL10C	305

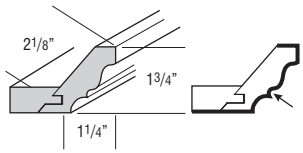

- Not available in Walnut.
- Finishing Techniques available: H, G, R+.

Custom Modifications - See page E•12.

FE.ALL
•

+Modifications with a plus sign (+) have exceptions. In the digital PDF, click on the code in the chart for details. See page E•1 for Modification Index.

Description	Model	Price
Moulding, Crown Victorian	M-CRV8	364
	M-CRV10	456

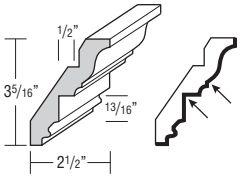

- Use with 3/4" high inserts.
- Walnut not available on M-CRV10.
- Finishing Techniques available: H, G, R+.

Custom Modifications - See page E•12.

FE.ALL
•

+Modifications with a plus sign (+) have exceptions. In the digital PDF, click on the code in the chart for details. See page E•1 for Modification Index.

Description	Model	Price
Moulding, Crown Traditional	M-CRTR8	291
	M-CRTR10	363

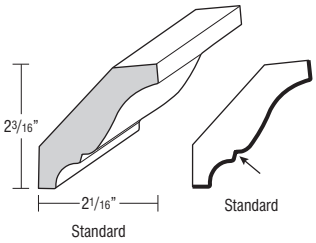

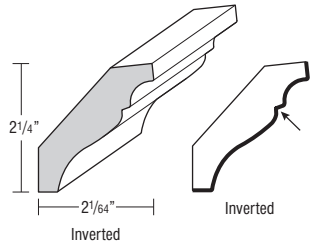

- Walnut not available on M-CRTR10.
- Finishing Techniques available: H, G, R+.

Custom Modifications - See page E•12.

FE.ALL
•

+Modifications with a plus sign (+) have exceptions. In the digital PDF, click on the code in the chart for details. See page E•1 for Modification Index.

Description	Model	Price
Moulding, Crown Shaker	M-CRSHKR8	295
	M-CRSHKR10	370

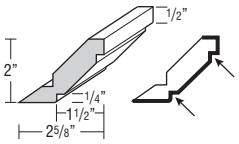

- Not available in Walnut.
- Finishing Techniques available: H, G, R+.

Custom Modifications - See page E•12.

FE.ALL
•

+Modifications with a plus sign (+) have exceptions. In the digital PDF, click on the code in the chart for details. See page E•1 for Modification Index.

Description	Model	Price
Moulding, Crown Small	M-CRS8	189
	M-CRS10	237

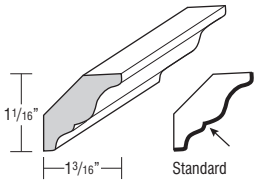

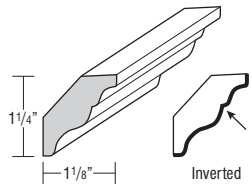

- Not available in Walnut.
- Finishing Techniques available: H, G, R+.

Custom Modifications - See page E•12.

FE.ALL
•

+Modifications with a plus sign (+) have exceptions. In the digital PDF, click on the code in the chart for details. See page E•1 for Modification Index.

Description	Model	Price
Moulding, Crown Traditional Medium	M-CRTRM8	343
	M-CRTRM10	428

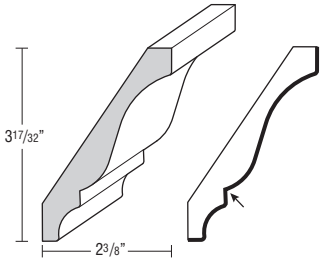

- Walnut not available on M-CRTRM10.
- Finishing Techniques available: H, G, R+.

Custom Modifications - See page E•12.

FE.ALL
•

+Modifications with a plus sign (+) have exceptions. In the digital PDF, click on the code in the chart for details. See page E•1 for Modification Index.

Description	Model	Price
Moulding, Crown Sculpted Tall	M-CRSCLPTT8	416
	M-CRSCLPTT10	519

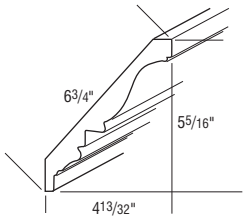

- Not available in Walnut.
- Finishing Techniques available: H, G, R+.

Custom Modifications - See page E•12.

FE.ALL
•

+Modifications with a plus sign (+) have exceptions. In the digital PDF, click on the code in the chart for details. See page E•1 for Modification Index.

Description	Model	Price
Moulding, Crown Solid Wood Tall	M-CRSWT8	230
	M-CRSWT10	310

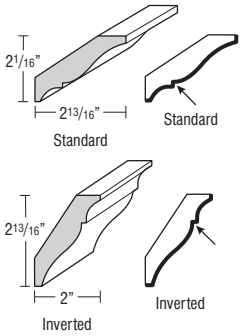

- M-CRSWT10 only available in Cherry and Maple.
- Not available in Walnut.
- Finishing Techniques available: H, G, R+.

Custom Modifications - See page E•12.

FE.ALL
•

+Modifications with a plus sign (+) have exceptions. In the digital PDF, click on the code in the chart for details. See page E•1 for Modification Index.

Description	Model	Price
Moulding, Crown Insert	M-CRINS8	423

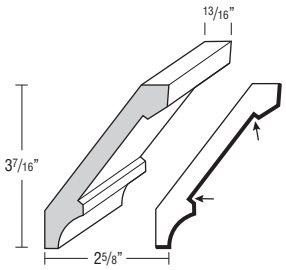

- Alder will be used for Rustic Alder.
- Not available in Walnut.
- Finishing Techniques available: H, G.

Custom Modifications - See page E•12.

FE.ALL
•

+Modifications with a plus sign (+) have exceptions. In the digital PDF, click on the code in the chart for details. See page E•1 for Modification Index.

Description	Model	Price
Moulding, Trim	M-T8	127
	M-T10	157

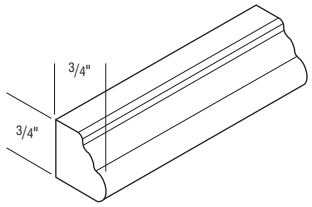

- Alder will be used for Rustic Alder.
- Not available in Walnut.
- Finishing Techniques available: H, G, R+, V+.

Custom Modifications - See page E•12.

FE.ALL
•

+Modifications with a plus sign (+) have exceptions. In the digital PDF, click on the code in the chart for details. See page E•1 for Modification Index.

Description	Model	Price
Moulding, Light Rail Cap	M-LRCAP8	140
	M-CAP10	177

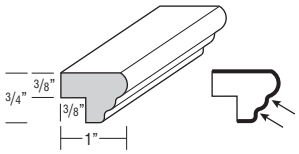

- Alder will be used for Rustic Alder.
- Not available in Walnut.
- Finishing Techniques available: H, G, R+, V+.

Custom Modifications - See page E•12.

FE.ALL
•

+Modifications with a plus sign (+) have exceptions. In the digital PDF, click on the code in the chart for details. See page E•1 for Modification Index.

Description	Model	Price
Moulding, Soffit T	M-SOFFITT8	214
	M-SOFFITT10	267

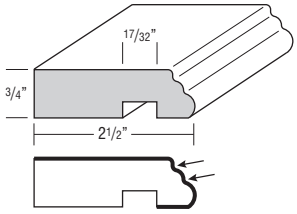

- Alder will be used for Rustic Alder.
- Not available in Walnut.
- Finishing Techniques available: H, G, R+, V+.

Custom Modifications - See page E•12.

FE.ALL
•

+Modifications with a plus sign (+) have exceptions. In the digital PDF, click on the code in the chart for details. See page E•1 for Modification Index.

Description	Model	Price
Moulding, Soffit M	M-SOFFITM8	188
	M-SOFFITM10	255

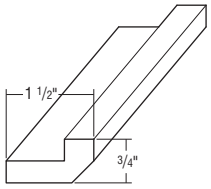

- 1/2" wide groove.
- Not available in Rustic Alder.
- Finishing Techniques available: H, G, R+, V+.

Custom Modifications - See page E•12.

FE.ALL
•

+Modifications with a plus sign (+) have exceptions. In the digital PDF, click on the code in the chart for details. See page E•1 for Modification Index.

Description	Model	Price
Moulding, Soffit E	M-SOFFITE8	188
	M-SOFFITE10	255

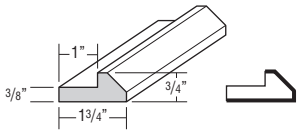

- 1/2" wide groove.
- Not available in Rustic Alder.
- Finishing Techniques available: H, G, R+, V+.

Custom Modifications - See page E•12.

FE.ALL
•

+Modifications with a plus sign (+) have exceptions. In the digital PDF, click on the code in the chart for details. See page E•1 for Modification Index.

Description	Model	Price
Moulding, Light Rail	M-LR8	496
	M-LR10	620

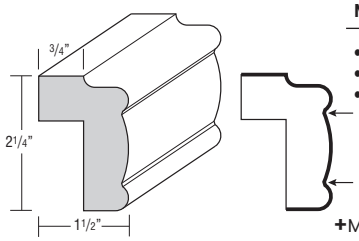

- Alder will be used for Rustic Alder.
- Not available in Walnut.
- Finishing Techniques available: H, G, R+.

Custom Modifications - See page E•12.

FE.ALL
•

+Modifications with a plus sign (+) have exceptions. In the digital PDF, click on the code in the chart for details. See page E•1 for Modification Index.

Description	Model	Price
Moulding, Light Rail Traditional	M-LRT8	291
	M-LRT10	363

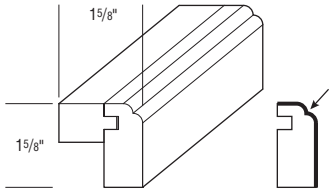

- Alder will be used for Rustic Alder.
- Not available in Walnut.
- Finishing Techniques available: H, G, R+, V+.

Custom Modifications - See page E•12.

FE.ALL
•

+Modifications with a plus sign (+) have exceptions. In the digital PDF, click on the code in the chart for details. See page E•1 for Modification Index.

Description	Model	Price
Moulding, Light Rail Concave Flush	M-LRCNVF8	256
	M-LRCNVF10	346

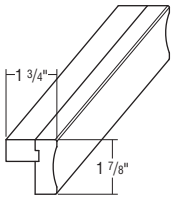

- Not available in Rustic Alder.
- Finishing Techniques available: H, G, R+, V+.

Custom Modifications - See page E•12.

FE.ALL
•

+Modifications with a plus sign (+) have exceptions. In the digital PDF, click on the code in the chart for details. See page E•1 for Modification Index.

Description	Model	Price
Moulding, Light Rail Small	M-LRS8	404
	M-LRS10	506

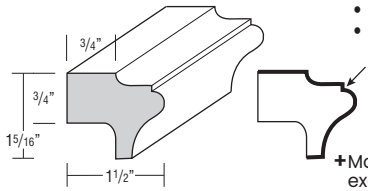

- Alder will be used for Rustic Alder.
- Walnut not available on M-LRS10.
- Finishing Techniques available: H, G, R+, V+.

Custom Modifications - See page E•12.

FE.ALL
•

+Modifications with a plus sign (+) have exceptions. In the digital PDF, click on the code in the chart for details. See page E•1 for Modification Index.

Description	Model	Price
Moulding, Insert Traditional	M-INSTR8	691

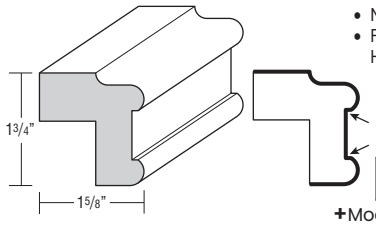

- Not available in Walnut.
- Finishing Techniques available: H, G, R+, V+.

Custom Modifications - See page E•12.

FE.ALL
•

+Modifications with a plus sign (+) have exceptions. In the digital PDF, click on the code in the chart for details. See page E•1 for Modification Index.

Description	Model	Price
Moulding, Light Rail Insert Contemporary	M-LRINLRC8	662

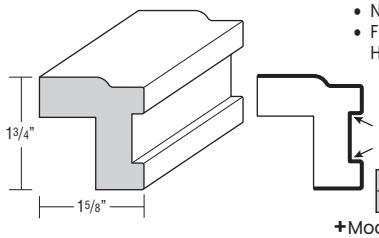

- Alder will be used for Rustic Alder.
- Not available in Walnut.
- Finishing Techniques available: H, G, R+, V+.

Custom Modifications - See page E•12.

FE.ALL
•

+Modifications with a plus sign (+) have exceptions. In the digital PDF, click on the code in the chart for details. See page E•1 for Modification Index.

Description	Model	Price
Moulding, Light Rail Furniture Base	M-LRFB8	144

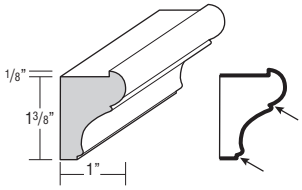

- Alder will be used for Rustic Alder.
- Finishing Techniques available: H, G, R+, V+.

Custom Modifications - See page E•12.

FE.ALL
•

+Modifications with a plus sign (+) have exceptions. In the digital PDF, click on the code in the chart for details. See page E•1 for Modification Index.

Description	Model	Price
Moulding, Soffit A	M-SOFFITA8	130

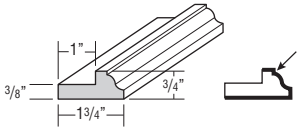

- Must be shimmed at the notch or used with an under-cabinet skin if used with full overlay styles.
- Alder will be used for Rustic Alder.
- Not available in Walnut.
- Finishing Techniques available: H, G, V+.

Modifications Are Not Available

Description	Model	Price
Moulding, Light Rail Valley Forge	M-LRVFR8	91

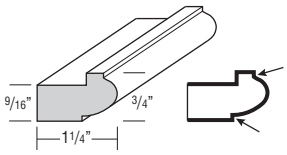

- Alder will be used for Rustic Alder.
- Not available in Quartersawn White Oak or Walnut.
- Finishing Techniques available: H, G, R+, V+.

Custom Modifications - See page E•12.

FE.ALL
•

+Modifications with a plus sign (+) have exceptions. In the digital PDF, click on the code in the chart for details. See page E•1 for Modification Index.

Description	Model	Price
Moulding, Dentil	M-DENTIL8	246

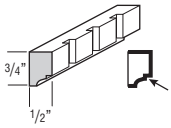

- Compatible with Moulding Crown Victorian.
- Alder will be used for Rustic Alder.
- Not available in Walnut.
- Finishing Techniques available: H, G.

Modifications Are Not Available

Description	Model	Price
Moulding, Ogee	M-OGEE8	118
	M-OGEE10	148

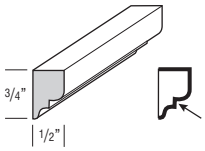

- Alder will be used for Rustic Alder.
- Compatible with Moulding Crown Victorian.
- Not available in Walnut.
- Finishing Techniques available: H, G, R+, V+.

Custom Modifications - See page E•12.

FE.ALL
•

+Modifications with a plus sign (+) have exceptions. In the digital PDF, click on the code in the chart for details. See page E•1 for Modification Index.

Description	Model	Price
Moulding, Mirror Frame	M-MF8	157

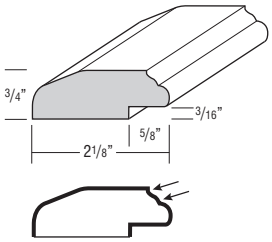

- Alder will be used for Rustic Alder.
- Not available in Walnut.
- Finishing Techniques available: H, G, R+, V+.

Modifications Are Not Available

Description	Model	Price
Moulding, Library	M-LBR8	343

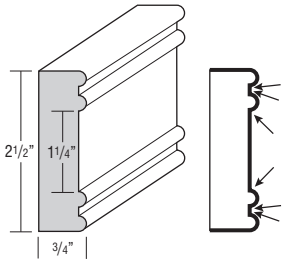

- Alder will be used for Rustic Alder.
- Finishing Techniques available: H, G, R+, V+.

Custom Modifications - See page E•12.

FE.ALL
•

+Modifications with a plus sign (+) have exceptions. In the digital PDF, click on the code in the chart for details. See page E•1 for Modification Index.

Description	Model	Price
Moulding, Triple Bead Edge	M-TBE8	118
	M-TBE10	148

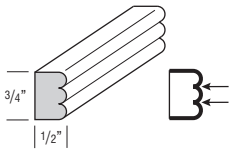

- Alder will be used for Rustic Alder.
- Compatible with Moulding, Crown Victorian.
- Not available in Walnut.
- Finishing Techniques available: H, G, R+, V+.

Custom Modifications - See page E•12.

FE.ALL
•

+Modifications with a plus sign (+) have exceptions. In the digital PDF, click on the code in the chart for details. See page E•1 for Modification Index.

Description	Model	Price
Moulding, Single Bead Edge	M-SBE8	118
	M-SBE10	148

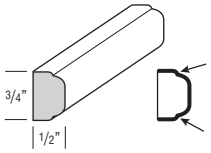

- Alder will be used for Rustic Alder.
- Not available in Walnut.
- Finishing Techniques available: H, G, R+.

Custom Modifications - See page E•12.

FE.ALL
•

+Modifications with a plus sign (+) have exceptions. In the digital PDF, click on the code in the chart for details. See page E•1 for Modification Index.

Description	Model	Price
Moulding, Single Bead	M-SB8	241

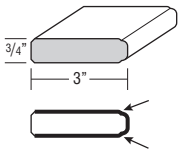

- Alder will be used for Rustic Alder.
- Not available in Walnut.
- Finishing Techniques available: H, G, R+, V+.

Custom Modifications - See page E•12.

FE.ALL
•

+Modifications with a plus sign (+) have exceptions. In the digital PDF, click on the code in the chart for details. See page E•1 for Modification Index.

Description	Model	Price
Moulding, Single Bead Pilaster	M-SBP8	337

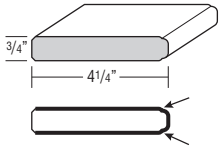

- Alder will be used for Rustic Alder.
- Not available in Walnut.
- Finishing Techniques available: H, G, V+.

Modifications Are Not Available

Description	Model	Price
Moulding, Countertop Edge Round	M-CTER8	140

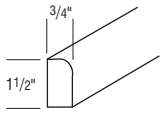

- Alder will be used for Rustic Alder.
- Not available in Walnut.
- Finishing Techniques available: G, R+.

Custom Modifications - See page E•12.

FE.ALL
•

+Modifications with a plus sign (+) have exceptions. In the digital PDF, click on the code in the chart for details. See page E•1 for Modification Index.

Description	Model	Price
Moulding, Countertop Edge Bevel	M-CTEB8	112
	M-CTEB10	140

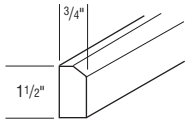

- Alder will be used for Rustic Alder.
- Not available in Walnut.
- Finishing Techniques available: G, R+, V+.

Custom Modifications - See page E•12.

FE.ALL
•

+Modifications with a plus sign (+) have exceptions. In the digital PDF, click on the code in the chart for details. See page E•1 for Modification Index.

Description	Model	Price
Moulding, Countertop Edge Traditional	M-CTET8	112

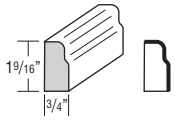

- Alder will be used for Rustic Alder.
- Not available in Walnut.
- Finishing Techniques available: H, G, V+.

Custom Modifications - See page E•12.

FE.ALL
•

+Modifications with a plus sign (+) have exceptions. In the digital PDF, click on the code in the chart for details. See page E•1 for Modification Index.

Description	Model	Price
NEW **Moulding, Countertop Edge Eased**	M-CTEE8	112

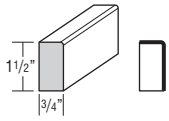

- Alder will be used for Rustic Alder.
- White Oak will be used for Quartersawn White Oak
- Finishing Techniques available: G, R+.

Custom Modifications - See page E•12.

FE.ALL
•

+Modifications with a plus sign (+) have exceptions. In the digital PDF, click on the code in the chart for details. See page E•1 for Modification Index.

Description	Model	Price
NEW **Moulding, Countertop Edge Drop Step**	M-CTED8	112

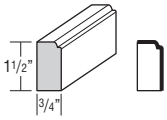

- Alder will be used for Rustic Alder.
- White Oak will be used for Quartersawn White Oak
- Finishing Techniques available: H, G, R+.

Custom Modifications - See page E•12.

FE.ALL
•

+Modifications with a plus sign (+) have exceptions. In the digital PDF, click on the code in the chart for details. See page E•1 for Modification Index.

NEW **Moulding, Countertop Edge Square**	M-CTES8	112

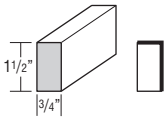

- Alder will be used for Rustic Alder.
- White Oak will be used for Quartersawn White Oak
- Finishing Techniques available: G, R+.

Custom Modifications - See page E•12.

FE.ALL
•

+Modifications with a plus sign (+) have exceptions. In the digital PDF, click on the code in the chart for details. See page E•1 for Modification Index.

Moulding, Countertop Edge Contemporary	M-CTEC8	109

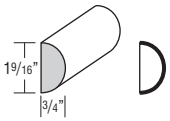

- Alder will be used for Rustic Alder.
- Not available in Walnut.
- Finishing Techniques available: G.

Custom Modifications - See page E•12.

FE.ALL
•

+Modifications with a plus sign (+) have exceptions. In the digital PDF, click on the code in the chart for details. See page E•1 for Modification Index.

Moulding, Shape	M-SHAPE8S	153

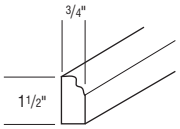

- Alder will be used for Rustic Alder.
- Available profiles include: #1, #2, #4, #7, #10, #12, and #17.
- Profile 12 standard.
- Finishing Techniques available: G, R+, V+.

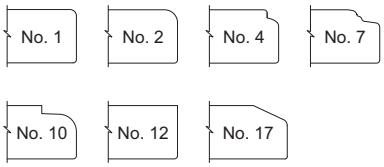

Modifications Are Not Available

Moulding, Scribe	M-SCRIBE8	41
	M-SCRIBE10	53

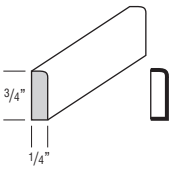

- Alder will be used for Rustic Alder.
- Finishing Techniques available: G, R+.

Modifications Are Not Available

Description	Model	Price
Moulding, Large Scribe	M-LSCRIBE8	156

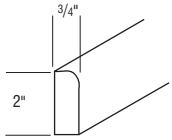

- Alder will be used for Rustic Alder.
- Finishing Techniques available: G, R+.

Modifications Are Not Available

Moulding, Wide Scribe	M-WSCRIBE8	192
	M-WSCRIBE10	241

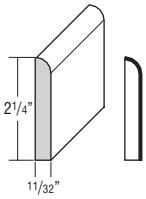

- Alder will be used for Rustic Alder.
- Not available in Walnut.
- Finishing Techniques available: G, R+, V+.

Custom Modifications - See page E•12.

FE.ALL
•

+Modifications with a plus sign (+) have exceptions. In the digital PDF, click on the code in the chart for details. See page E•1 for Modification Index.

Moulding, Batten Small	M-BATTENS8	57
	M-BATTENS10	73

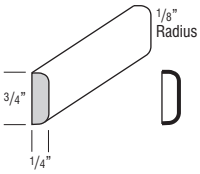

- Alder will be used for Rustic Alder.
- Walnut not available on M-BATTENS10.
- Finishing Techniques available: G, R+.

Custom Modifications - See page E•12.

FE.ALL
•

+Modifications with a plus sign (+) have exceptions. In the digital PDF, click on the code in the chart for details. See page E•1 for Modification Index.

Moulding, Batten Traditional	M-BATTENTR8	108
	M-BATTENTR10	134

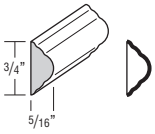

- Alder will be used for Rustic Alder.
- Not available in Walnut.
- Finishing Techniques available: H, G, R+, V+.

Custom Modifications - See page E•12.

FE.ALL
•

+Modifications with a plus sign (+) have exceptions. In the digital PDF, click on the code in the chart for details. See page E•1 for Modification Index.

Moulding, Batten	M-BATTEN8	142
	M-BATTEN10	180

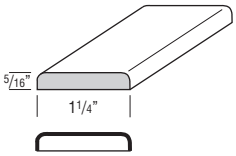

- Alder will be used for Rustic Alder.
- Not available in Walnut.
- Finishing Techniques available: G, R+.

Custom Modifications - See page E•12.

FE.ALL
•

+Modifications with a plus sign (+) have exceptions. In the digital PDF, click on the code in the chart for details. See page E•1 for Modification Index.

Description	Model	Price
Moulding, Outside Corner	M-OC8	56
	M-OC10	71

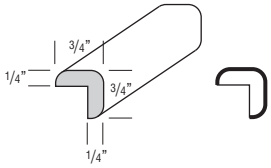

- Alder will be used for Rustic Alder.
- Walnut not available on M-OC10.
- Finishing Techniques available: G, R+.

Custom Modifications - See page E•12.

FE.ALL
•

+Modifications with a plus sign (+) have exceptions. In the digital PDF, click on the code in the chart for details. See page E•1 for Modification Index.

Moulding, Inside Corner D	M-ICMD8	56
	M-ICMD10	71

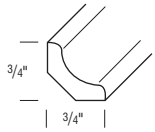

- Alder will be used for Rustic Alder.
- Not available in Walnut.
- Finishing Techniques available: G, R+, V+.

Custom Modifications - See page E•12.

FE.ALL
•

+Modifications with a plus sign (+) have exceptions. In the digital PDF, click on the code in the chart for details. See page E•1 for Modification Index.

Moulding, Inside Corner	M-IC8	136
	M-IC10	170

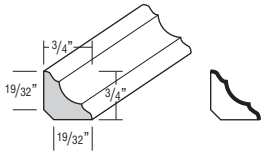

- Alder will be used for Rustic Alder.
- Not available in Walnut.
- Finishing Techniques available: H, G, R+, V+.

Custom Modifications - See page E•12.

FE.ALL
•

+Modifications with a plus sign (+) have exceptions. In the digital PDF, click on the code in the chart for details. See page E•1 for Modification Index.

Moulding, Outside Corner Angled 135°	M-OCA8	131
	M-OCA10	164

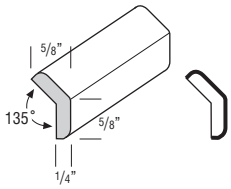

- Alder will be used for Rustic Alder.
- Not available in Walnut.
- Finishing Techniques available: G, R+.

Custom Modifications - See page E•12.

FE.ALL
•

+Modifications with a plus sign (+) have exceptions. In the digital PDF, click on the code in the chart for details. See page E•1 for Modification Index.

Moulding, Quarter Round	M-QR8	108
	M-QR10	134

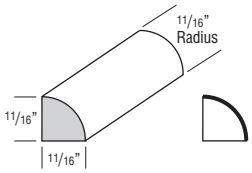

- Alder will be used for Rustic Alder.
- Finishing Techniques available: G, R+.

Custom Modifications - See page E•12.

FE.ALL
•

+Modifications with a plus sign (+) have exceptions. In the digital PDF, click on the code in the chart for details. See page E•1 for Modification Index.

Description	Model	Price
Moulding, Shoe	M-SHOE8	55

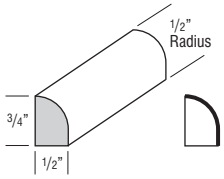

- Alder will be used for Rustic Alder.
- Not available in Walnut.
- Finishing Techniques available: G, R+.

Custom Modifications - See page E•12.

FE.ALL
•

+Modifications with a plus sign (+) have exceptions. In the digital PDF, click on the code in the chart for details. See page E•1 for Modification Index.

Moulding, Large Outside Corner D	M-LOSCD8	170
	M-LOSCD10	214

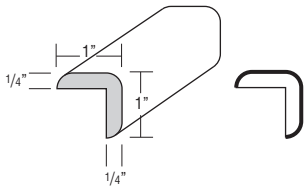

- Alder will be used for Rustic Alder.
- Not available in Walnut.
- Finishing Techniques available: G, R+.

Custom Modifications - See page E•12.

FE.ALL
•

+Modifications with a plus sign (+) have exceptions. In the digital PDF, click on the code in the chart for details. See page E•1 for Modification Index.

Moulding, Window Casing Traditional	M-WCT8	231
	M-WCT10	288

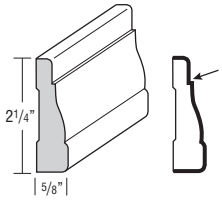

- Alder will be used for Rustic Alder.
- Not available in Walnut.
- Finishing Techniques available: H, G, R+, V+.

Custom Modifications - See page E•12.

FE.ALL
•

+Modifications with a plus sign (+) have exceptions. In the digital PDF, click on the code in the chart for details. See page E•1 for Modification Index.

Moulding, Light Rail Cabinet Panel Edge	M-LRCPE8	200
	M-LRCPE10	250

- Alder will be used for Rustic Alder.
- Not available in Walnut.
- Finishing Techniques available: H, G, R+.

Custom Modifications - See page E•12.

FE.ALL
•

+Modifications with a plus sign (+) have exceptions. In the digital PDF, click on the code in the chart for details. See page E•1 for Modification Index.

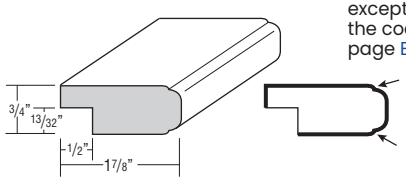

Description	Model	Price
Moulding, Light Rail Cabinet Panel Edge Square	**M-LRCPES8**	161

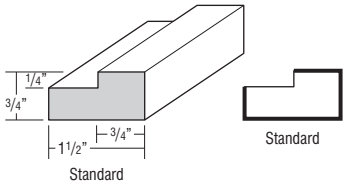

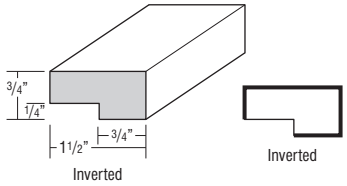

- Standard application must be shimmed at the notch or used with an under-cabinet skin if used with full overlay styles. Inverted application does not require a shim or panel.
- Standard application can be used as a top-mount moulding.
- Alder will be used for Rustic Alder.
- Not available in Walnut.
- Finishing Techniques available: G, R+, V+.

Modifications Are Not Available

Moulding, Back Panel	**M-BP8**	143

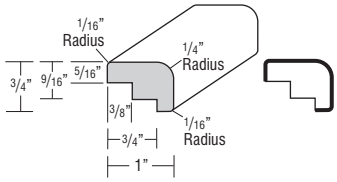

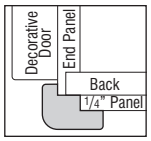

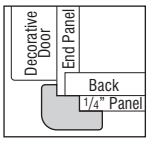

- Alder will be used for Rustic Alder.
- Not available in Walnut.
- Finishing Techniques available: G.

Modifications Are Not Available

Moulding, Under Panel	**M-UPM8**	180

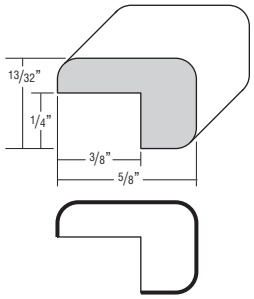

- Only available in Cherry and Maple.
- Finishing Techniques available: G.

Modifications Are Not Available

Moulding, Baseboard Shoe	**M-BBSHOE8**	274
	M-BBSHOE10	343

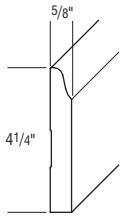

- Designed for use only with Flush Toekick.
- Finishing Techniques available: G, R+, V+.

Custom Modifications - See page E•12.

FE.ALL
•

+Modifications with a plus sign (+) have exceptions. In the digital PDF, click on the code in the chart for details. See page E•1 for Modification Index.

Description	Model	Price
Moulding, Baseboard Traditional	**M-BBTR8**	355
	M-BBTR10	445

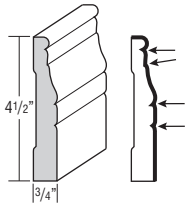

- Walnut not available on M-BBTR10.
- Finishing Techniques available: H, G, R+.

Custom Modifications - See page E•12.

FE.ALL
•

+Modifications with a plus sign (+) have exceptions. In the digital PDF, click on the code in the chart for details. See page E•1 for Modification Index.

Moulding, Baseboard Shaker	**M-BBSHKR8**	244
	M-BBSHKR10	329

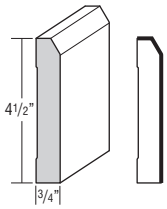

- M-BBSHKR10 only available in Cherry and Maple.
- Not available in Walnut.
- Finishing Techniques available: G, R+, V+.

Custom Modifications - See page E•12.

FE.ALL
•

+Modifications with a plus sign (+) have exceptions. In the digital PDF, click on the code in the chart for details. See page E•1 for Modification Index.

Moulding, Baseboard Swooped	**M-BBSW8**	326

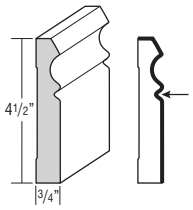

- Alder will be used for Rustic Alder.
- Not available in Walnut.
- Finishing Techniques available: H, G, R+, V+.

Modifications Are Not Available

Moulding, Baseboard Sculpted	**M-BBSC8**	244

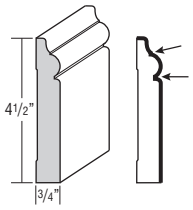

- Not available in Walnut.
- Finishing Techniques available: H, G, R+.

Custom Modifications - See page E•12.

FE.ALL
•

+Modifications with a plus sign (+) have exceptions. In the digital PDF, click on the code in the chart for details. See page E•1 for Modification Index.

Moulding, Baseboard Furniture	**M-BBFR8**	300

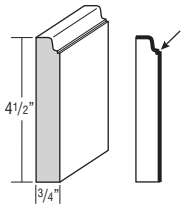

- Alder will be used for Rustic Alder.
- Not available in Quartersawn White Oak or Walnut.
- Finishing Techniques available: H, G, R+, V+.

Modifications Are Not Available

Moulding Stacked Kits

Description	Model	Price

- Moulding stacks do not ship assembled; field assembly is required. Assembly instructions can be viewed in Design Live spec pages and will also ship with moulding kits.
- When ordered as a kit, only one finish can be specified. To order with more than one finish, moulding pieces must be ordered separately.

- How to place a stack moulding in Design Live:
  → Moulding
  → Top Mouldings or Bottom Mouldings
  → Stacked Mouldings
  → Drag and drop desired moulding stack onto wall cabinets

Moulding Stack 2

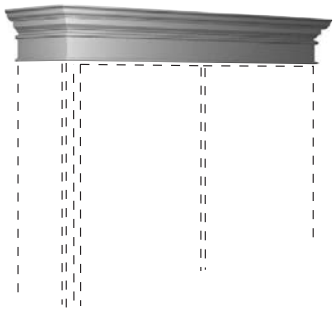

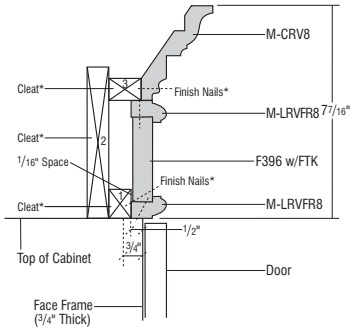

M-ST2	884

- Includes:
  1 M-CRV8
  2 M-LRVFR8
  1 F396 w/FTK
  Assembly instructions available upon request.
- Not recommended for use when taking application to the ceiling.
- For specie exceptions, please see each moulding section that is included in this moulding stack.

*Cleats and finish nails not included.

Moulding Stack 6

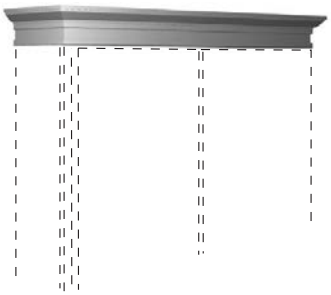

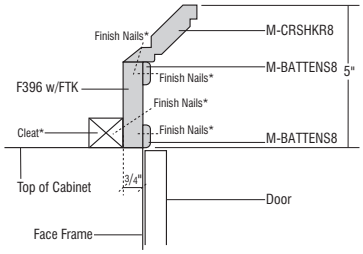

M-ST6	614

- Includes:
  1 M-CRSHKR8
  2 M-BATTENS8
  1 F396 w/FTK
  Assembly instructions available upon request.
- Not recommended for use when taking application to the ceiling.
- For specie exceptions, please see each moulding section that is included in this moulding stack.

*Cleats and finish nails not included.

Moulding Stack 10

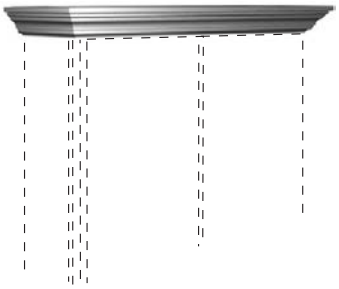

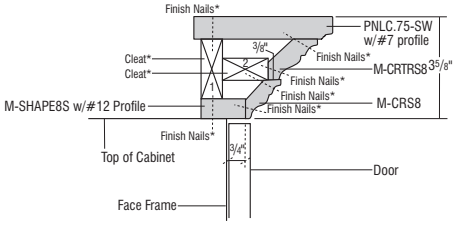

M-ST10	658

- Includes:
  1 PNLC.75-SW w/#7 profile
  1 M-CRTRS8
  1 M-CRS8
  1 M-SHAPE8S with #12 Profile
  Assembly instructions available upon request.
- Not recommended for use when taking application to the ceiling.
- For specie exceptions, please see each moulding section that is included in this moulding stack.

*Cleats and finish nails not included.

Moulding Stack 11

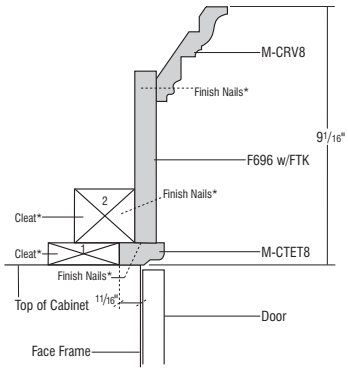

M-ST11	813

- Includes:
  1 M-CRV8
  1 F696 w/FTK
  1 M-CTET8
  Assembly instructions available upon request.
- For specie exceptions, please see each moulding section that is included in this moulding stack.

*Cleats and finish nails not included.

Moulding Stacked Kits

Description	Model	Price

- Moulding stacks do not ship assembled; field assembly is required. Assembly instructions can be viewed in Design Live spec pages and will also ship with moulding kits.
- When ordered as a kit, only one finish can be specified. To order with more than one finish, moulding pieces must be ordered separately.

- How to place a stack moulding in Design Live:
  → Moulding
  → Top Mouldings or Bottom Mouldings
  → Stacked Mouldings
  → Drag and drop desired moulding stack onto wall cabinets

Moulding Stack 13

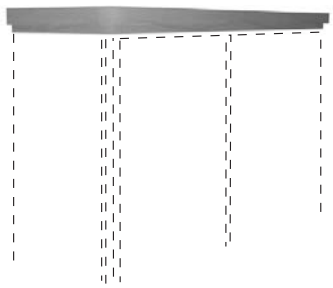

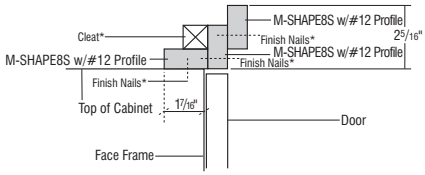

M-ST13	459

- Includes:
  3 M-SHAPE8S with #12 Profile
  Assembly instructions available upon request.
- For specie exceptions, please see each moulding section that is included in this moulding stack.

*Cleats and finish nails not included.

Moulding Stack 14



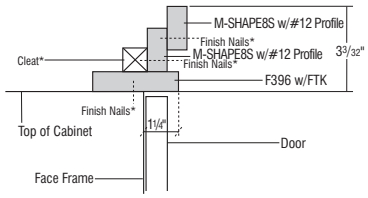

M-ST14	644

- Includes:
  2 M-SHAPE8S with #12 Profile
  1 F396 w/FTK
  Assembly instructions available upon request.
- For specie exceptions, please see each moulding section that is included in this moulding stack.

*Cleats and finish nails not included.

Moulding Stack 16

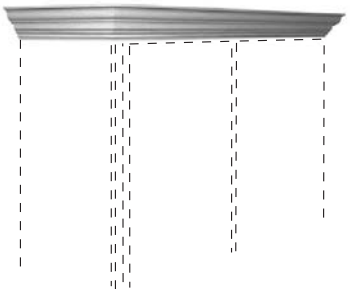

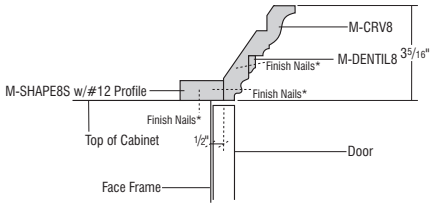

M-ST16	763

- Includes:
  1 M-CRV8
  1 M-DENTIL8
  1 M-SHAPE8S with #12 Profile
  Assembly instructions available upon request.
- Not recommended for use when taking application to the ceiling.
- For specie exceptions, please see each moulding section that is included in this moulding stack.

*Cleats and finish nails not included.

Moulding Stack 18

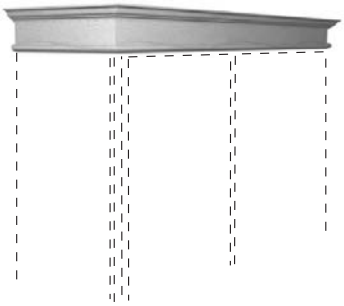

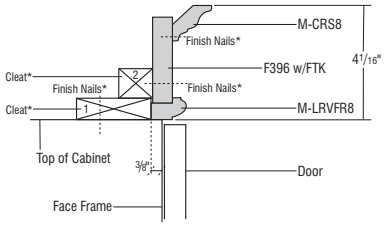

M-ST18	618

- Includes:
  1 M-CRS8
  1 F396 w/FTK
  1 M-LRVFR8
  Assembly instructions available upon request.
- For specie exceptions, please see each moulding section that is included in this moulding stack.

*Cleats and finish nails not included.

Moulding Stacked Kits

Description	Model	Price

- Moulding stacks do not ship assembled; field assembly is required. Assembly instructions can be viewed in Design Live spec pages and will also ship with moulding kits.
- When ordered as a kit, only one finish can be specified. To order with more than one finish, moulding pieces must be ordered separately.
- How to place a stack moulding in Design Live:
  → Moulding
  → Top Mouldings or Bottom Mouldings
  → Stacked Mouldings
  → Drag and drop desired moulding stack onto wall cabinets

Moulding Stack 19

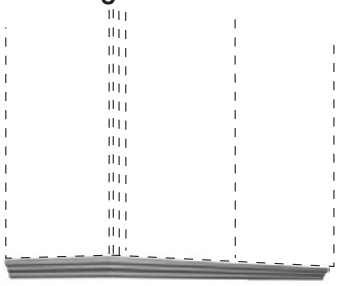

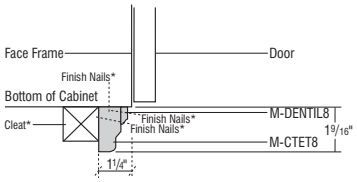

M-ST19 — 400

- Includes:
  1 M-DENTIL8
  1 M-CTET8
  Assembly instructions available upon request.
- For specie exceptions, please see each moulding section that is included in this moulding stack.

*Cleats and finish nails not included.

Moulding Stack 20

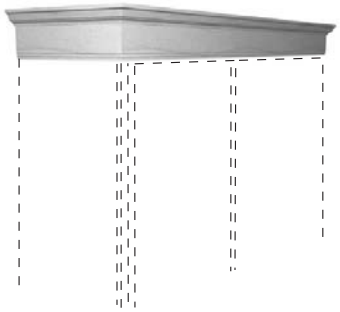

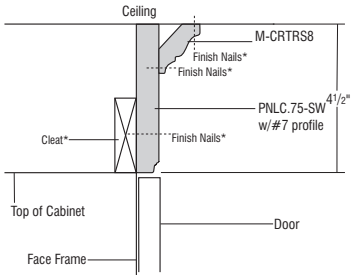

M-ST20 — 487

- Includes:
  1 M-CRTRS8
  1 PNLC.75-SW with #7 profile
  Assembly instructions available upon request.
- For specie exceptions, please see each moulding section that is included in this moulding stack.

*Cleats and finish nails not included.

Moulding Stack 21

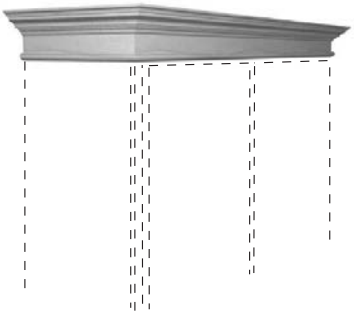

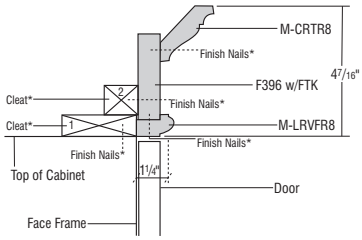

M-ST21 — 720

- Includes:
  1 M-CRTR8
  1 F396 w/FTK
  1 M-LRVFR8
  Assembly instructions available upon request.
- For specie exceptions, please see each moulding section that is included in this moulding stack.

*Cleats and finish nails not included.

Moulding Stack 22

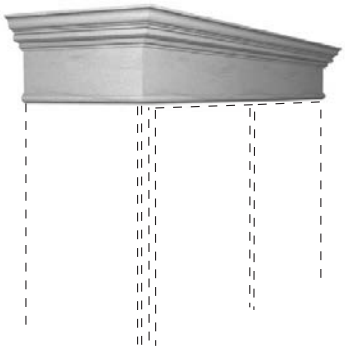

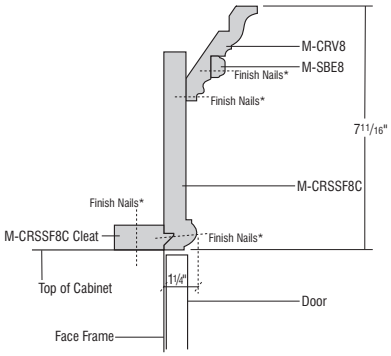

M-ST22 — 973

- Includes:
  1 M-CRV8
  1 M-SBE8
  1 M-CRSSF8C
  Assembly instructions available upon request.
- For specie exceptions, please see each moulding section that is included in this moulding stack.

*Cleats and finish nails not included.

Moulding Stacked Kits

Description	Model	Price

- Moulding stacks do not ship assembled; field assembly is required. Assembly instructions can be viewed in Design Live spec pages and will also ship with moulding kits.
- When ordered as a kit, only one finish can be specified. To order with more than one finish, moulding pieces must be ordered separately.

- How to place a stack moulding in Design Live:
  → Moulding
  → Top Mouldings or Bottom Mouldings
  → Stacked Mouldings
  → Drag and drop desired moulding stack onto wall cabinets

Moulding Stack 23

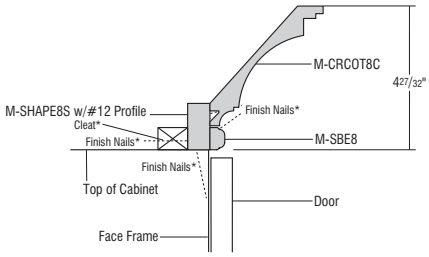

M-ST23 — 703

- Includes:
  1 M-CRCOT8C
  1 M-SBE8
  1 M-SHAPE8S with #12 Profile
  Assembly instructions available upon request.
- Not recommended for use when taking application to the ceiling.
- For specie exceptions, please see each moulding section that is included in this moulding stack.

*Cleats and finish nails not included.

Moulding Stack 25

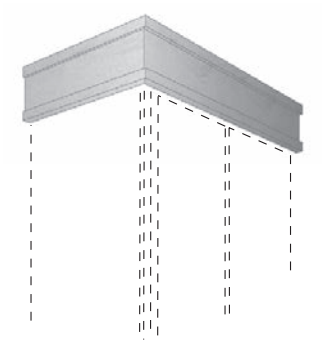

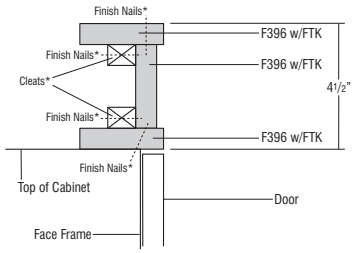

M-ST25 — 1014

- Includes:
  3 F396 w/FTK
  Assembly instructions available upon request.
- Not recommended for use when taking application to the ceiling.
- For specie exceptions, please see each moulding section that is included in this moulding stack.

*Cleats and finish nails not included.

Moulding Stack 26

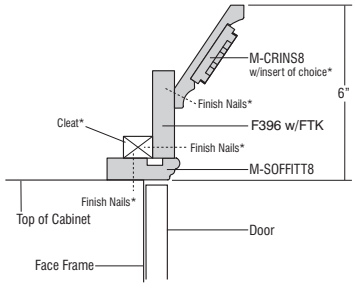

M-ST26 — 975

- Includes:
  1 M-CRINS8
  1 F396 w/FTK
  1 M-SOFFITT8
  Assembly instructions available upon request.
- For specie exceptions, please see each moulding section that is included in this moulding stack.

*Price of insert not included. Insert must be purchased separately. Cleats and finish nails not included.

Moulding Stack 28



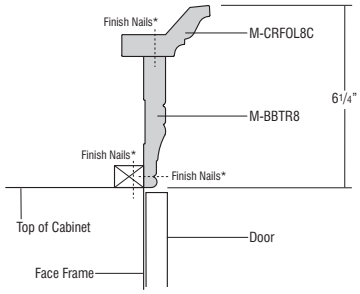

M-ST28 — 598

- Includes:
  1 M-CRFOL8C
  1 M-BBTR8
  Assembly instructions available upon request.
- Not recommended for use when taking application to the ceiling.
- For specie exceptions, please see each moulding section that is included in this moulding stack.

*Cleats and finish nails not included.

Moulding Stacked Kits

Description	Model	Price

- Moulding stacks do not ship assembled; field assembly is required. Assembly instructions can be viewed in Design Live spec pages and will also ship with moulding kits.
- When ordered as a kit, only one finish can be specified. To order with more than one finish, moulding pieces must be ordered separately.
- How to place a stack moulding in Design Live:
  → Moulding
  → Top Mouldings or Bottom Mouldings
  → Stacked Mouldings
  → Drag and drop desired moulding stack onto wall cabinets

Moulding Stack 31

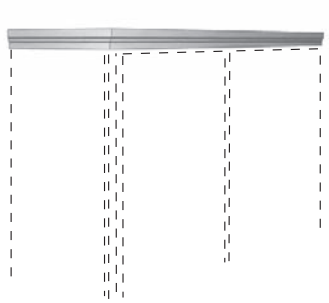

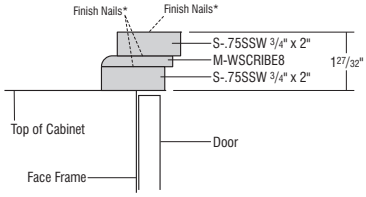

M-ST31 — 396

- Includes:
  2 S-.75SSW
  1 M-WSCRIBE8
  Assembly instructions available upon request.
- Not recommended for use when taking application to the ceiling.
- For specie exceptions, please see each moulding section that is included in this moulding stack.

*Cleats and finish nails not included.

Moulding Stack 32

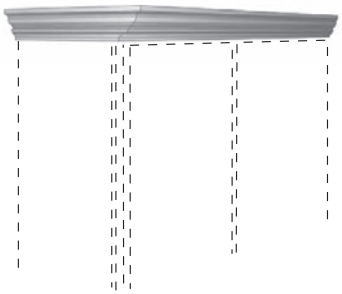

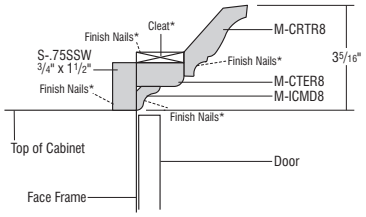

M-ST32 — 486

- Includes:
  1 M-CRTR8
  1 S-.75SSW
  1 M-CTER8
  1 M-ICMD8
  Assembly instructions available upon request.
- For specie exceptions, please see each moulding section that is included in this moulding stack.

*Cleats and finish nails not included.

Moulding Stack 36

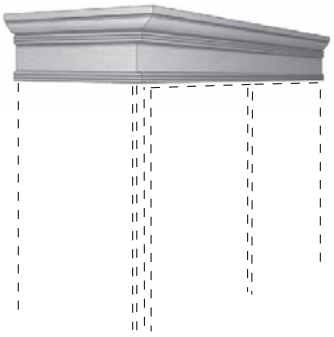

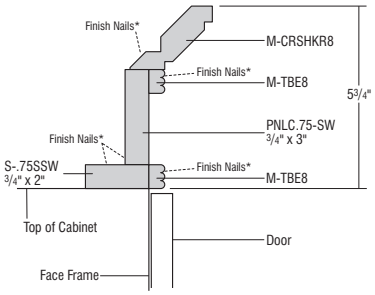

M-ST36 — 734

- Includes:
  1 M-CRSHKR8
  2 M-TBE8
  1 S-.75SSW
  1 PNLC.75-SW
  Assembly instructions available upon request.
- Not recommended for use when taking application to the ceiling.
- For specie exceptions, please see each moulding section that is included in this moulding stack.

*Cleats and finish nails not included.

Moulding Stack 37

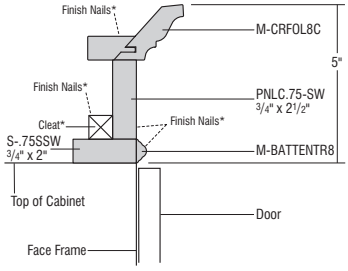

M-ST37 — 552

- Includes:
  1 M-CRFOL8C
  1 S-.75SSW
  1 PNLC.75-SW
  1 M-BATTENTR8
  Assembly instructions available upon request.
- Not recommended for use when taking application to the ceiling.
- For specie exceptions, please see each moulding section that is included in this moulding stack.

*Cleats and finish nails not included.

Moulding Stacked Kits

Description	Model	Price

- Moulding stacks do not ship assembled; field assembly is required. Assembly instructions can be viewed in Design Live spec pages and will also ship with moulding kits.
- When ordered as a kit, only one finish can be specified. To order with more than one finish, moulding pieces must be ordered separately.
- How to place a stack moulding in Design Live:
  → Moulding
  → Top Mouldings or Bottom Mouldings
  → Stacked Mouldings
  → Drag and drop desired moulding stack onto wall cabinets

Moulding Stack 38

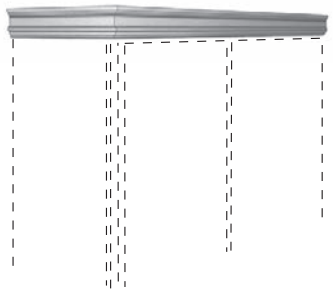

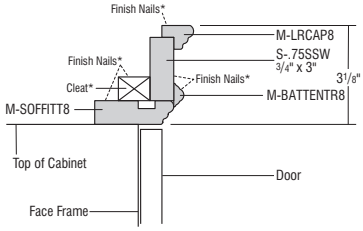

M-ST38 562

- Includes:
  1 M-LRCAP8
  1 M-BATTENTR8
  1 S-.75SSW
  1 M-SOFFITT8
  Assembly instructions available upon request.
- Not recommended for use when taking application to the ceiling.
- For specie exceptions, please see each moulding section that is included in this moulding stack.

*Cleats and finish nails not included.

Moulding Stack 39

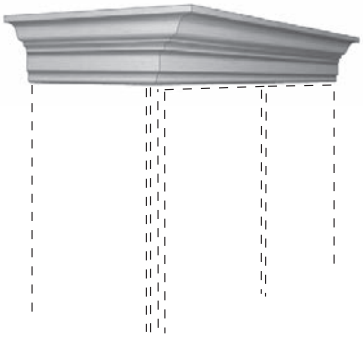

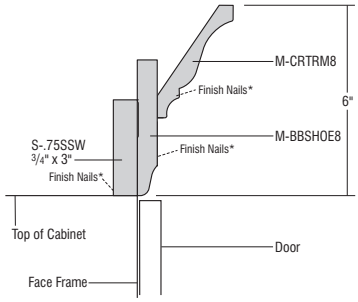

M-ST39 717

- Includes:
  1 M-CRTRM8
  1 M-BBSHOE8
  1 S-.75SSW
  Assembly instructions available upon request.
- For specie exceptions, please see each moulding section that is included in this moulding stack.

*Cleats and finish nails not included.

Moulding Stack 40

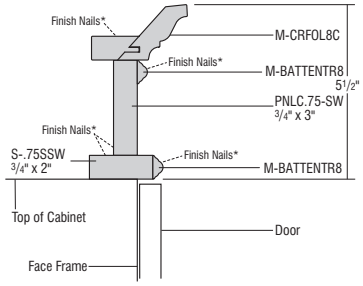

M-ST40 661

- Includes:
  1 M-CRFOL8C
  1 S-.75SSW
  1 PNLC.75-SW
  2 M-BATTENTR8
  Assembly instructions available upon request.
- Not recommended for use when taking application to the ceiling.
- For specie exceptions, please see each moulding section that is included in this moulding stack.

*Cleats and finish nails not included.

Moulding Stack 42

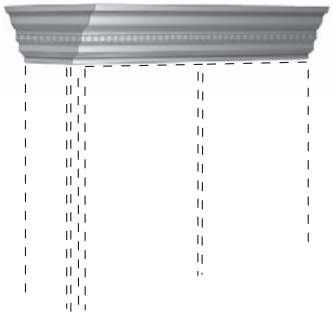

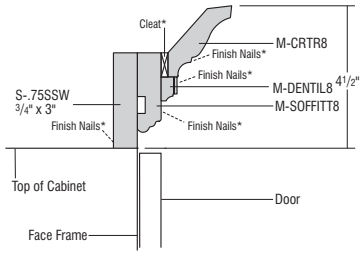

M-ST42 850

- Includes:
  1 M-CRTR8
  1 M-DENTIL8
  1 M-SOFFITT8
  1 S-.75SSW
  Assembly instructions available upon request.
- For specie exceptions, please see each moulding section that is included in this moulding stack.

*Cleats and finish nails not included.

Moulding Stacked Kits

Description	Model	Price

- Moulding stacks do not ship assembled; field assembly is required. Assembly instructions can be viewed in Design Live spec pages and will also ship with moulding kits.
- When ordered as a kit, only one finish can be specified. To order with more than one finish, moulding pieces must be ordered separately.
- How to place a stack moulding in Design Live:
  → Moulding
  → Top Mouldings or Bottom Mouldings
  → Stacked Mouldings
  → Drag and drop desired moulding stack onto wall cabinets

Moulding Stack 43

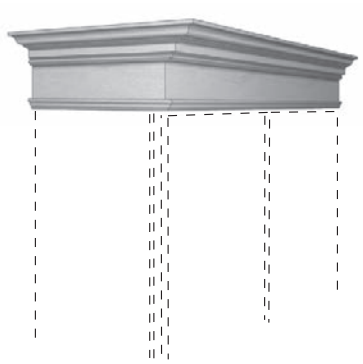

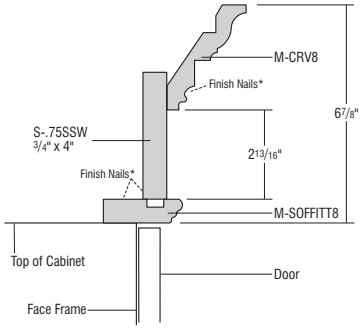

M-ST43 — 678

- Includes:
  1 M-CRV8
  1 S-.75SSW
  1 M-SOFFITT8
  Assembly instructions available upon request.
- For specie exceptions, please see each moulding section that is included in this moulding stack.

*Cleats and finish nails not included.

Mouldina Stack 44

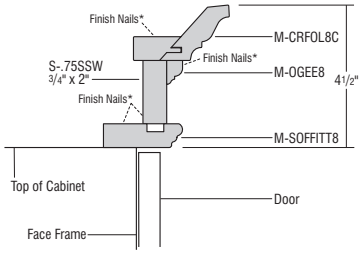

M-ST44 — 672

- Includes:
  1 M-CRFOL8C
  1 M-OGEE8
  1 S-.75SSW
  1 M-SOFFITT8
  Assembly instructions available upon request.
- Not recommended for use when taking application to the ceiling.
- For specie exceptions, please see each moulding section that is included in this moulding stack.

*Cleats and finish nails not included.

Moulding Stack 45

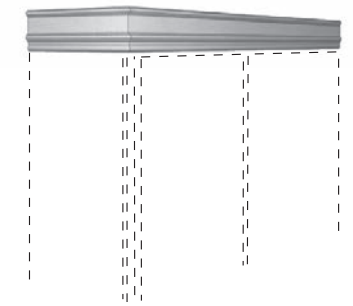

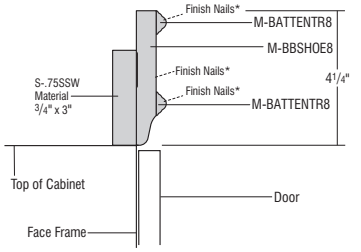

M-ST45 — 590

- Includes:
  2 M-BATTENTR8
  1 S-.75SSW
  1 M-BBSHOE8
  Assembly instructions available upon request.
- For specie exceptions, please see each moulding section that is included in this moulding stack.

*Cleats and finish nails not included.

Moulding Stack 46

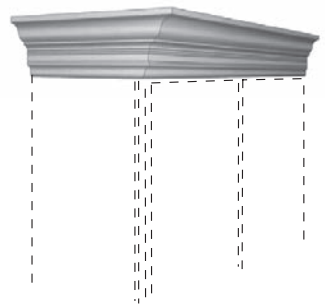

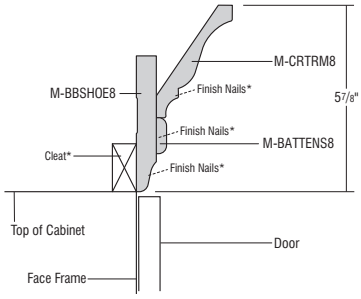

M-ST46 — 972

- Includes:
  1 M-CRTRM8
  1 M-BATTENS8
  1 M-BBSHOE8
  Assembly instructions available upon request.
- For specie exceptions, please see each moulding section that is included in this moulding stack.

*Cleats and finish nails not included.

Moulding Stacked Kits

Description	Model	Price

- Moulding stacks do not ship assembled; field assembly is required. Assembly instructions can be viewed in Design Live spec pages and will also ship with moulding kits.
- When ordered as a kit, only one finish can be specified. To order with more than one finish, moulding pieces must be ordered separately.

- How to place a stack moulding in Design Live:
  → Moulding
  → Top Mouldings or Bottom Mouldings
  → Stacked Mouldings
  → Drag and drop desired moulding stack onto wall cabinets

Moulding Stack 47

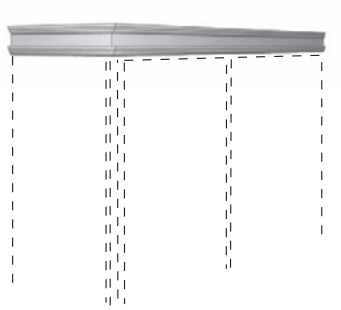

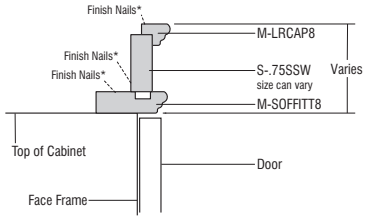

M-ST47 **454**

- Includes:
  1 M-LRCAP8
  1 S-.75SSW
  1 M-SOFFITT8
  Assembly instructions available upon request.
- Not recommended for use when taking application to the ceiling.
- For specie exceptions, please see each moulding section that is included in this moulding stack.

*Cleats and finish nails not included.

Moulding Stack 49

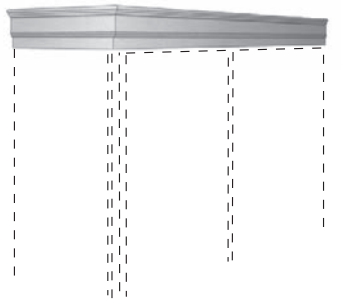

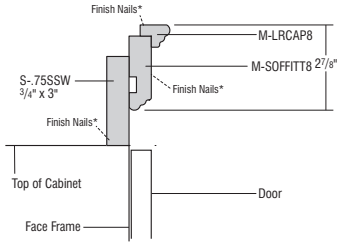

M-ST49 **454**

- Includes:
  1 M-LRCAP8
  1 M-SOFFITT8
  1 S-.75SSW
  Assembly instructions available upon request.
- Not recommended for use when taking application to the ceiling.
- For specie exceptions, please see each moulding section that is included in this moulding stack.

*Cleats and finish nails not included.

Moulding Stack 50

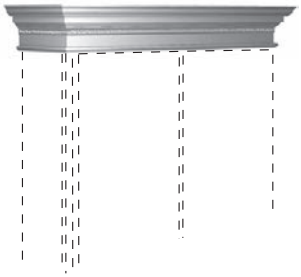

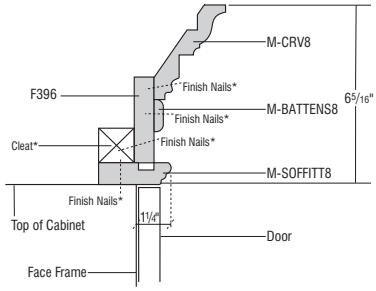

M-ST50 **1136**

- Includes:
  1 M-CRV8
  1 M-BATTENS8
  1 F396
  1 M-SOFFITT8
  Assembly instructions available upon request.
  - For specie exceptions, please see each moulding section that is included in this moulding stack.

  *Cleats and finish nails not included.

Description	Model	Price

ROSETTES

Rosette, Traditional Round

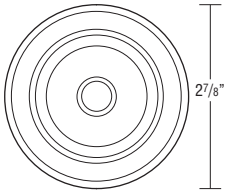

R-TRADR	82

- 3/8" thick.
- Alder will be used for Rustic Alder.
- Not available in Quartersawn White Oak or Walnut.
- Finishing Techniques available: H, G, V+.

Custom Modifications - See page E•12.

FE.ALL
•

+Modifications with a plus sign (+) have exceptions. In the digital PDF, click on the code in the chart for details. See page E•1 for Modification Index.

Rosette, Acanthus Round



R-ACANR	158

- 3/8" thick.
- Only available on Maple and Cherry.
- Finishing Techniques available: H, G, V+.

Custom Modifications - See page E•12.

FE.ALL
•

+Modifications with a plus sign (+) have exceptions. In the digital PDF, click on the code in the chart for details. See page E•1 for Modification Index.

VALANCES

Valance, Raised Panel Arch

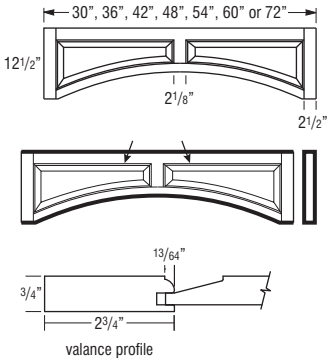

VAL.RPA30	1141
VAL.RPA36	1221
VAL.RPA42	1271
VAL.RPA48	1441
VAL.RPA54	1598
VAL.RPA60	1754
VAL.RPA72	2072

- There is 8" from the top edge to the center of the arch. There is 4 1/2" from the center of the arch to the bottom of the part.
- Sides trimmable up to 1 3/4".
- Not available in Quartersawn White Oak or Walnut.
- Finishing Techniques available: H, G, R+, V+.

Modifications Are Not Available

Description	Model	Price

Valance, Recessed Panel Arch

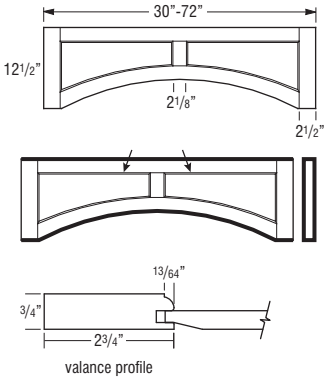

VAL.RCA30	1126
VAL.RCA36	1221
VAL.RCA42	1271
VAL.RCA48	1441
VAL.RCA54	1598
VAL.RCA60	1754
VAL.RCA72	2072

- There is 8" from the top edge to the center of the arch. There is 4 1/2" from the center of the arch to the bottom of the part.
- Sides trimmable up to 1 3/4".
- Not available in Quartersawn White Oak or Walnut.
- Finishing Techniques available: H, G, R+, V+.

Modifications Are Not Available

Valance, Furniture Style A

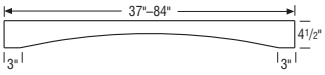

VAL.FA37	141
VAL.FA43	174
VAL.FA49	195
VAL.FA55	231
VAL.FA61	254
VAL.FA67	269
VAL.FA73	274
VAL.FA79	281
VAL.FA84	284

- Alder will be used for Rustic Alder.
- There is 2 1/4" from the top edge to the center of the arch.
- Height must be less than or equal to 6" if width is more than 60".
- Finishing Techniques available: R+.

Custom Modifications - See page E•12.

CH	CW	FE.ALL	OONLY	PRE
+	+	•		

+Modifications with a plus sign (+) have exceptions. In the digital PDF, click on the code in the chart for details. See page E•1 for Modification Index.

Description	Model	Price
Valance, Furniture Style D	**VAL.FD37**	141
	VAL.FD43	174
	VAL.FD49	195
	VAL.FD55	231
	VAL.FD61	254
	VAL.FD67	269
	VAL.FD73	274
	VAL.FD79	281
	VAL.FD84	284

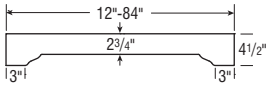

- Alder will be used for Rustic Alder.
- Height must be less than or equal to 6" if width is more than 60".
- All edges finished excluding the back.
- Finishing Techniques available: R+.

Custom Modifications - See page E•12.

CH	CW	FE.ALL	OONLY	PRE
+	+	•		

+Modifications with a plus sign (+) have exceptions. In the digital PDF, click on the code in the chart for details. See page E•1 for Modification Index.

Description	Model	Price
Valance, Furniture Style E	**VAL.FE37**	141
	VAL.FE43	174
	VAL.FE49	195
	VAL.FE55	231
	VAL.FE61	254
	VAL.FE67	269
	VAL.FE73	274
	VAL.FE79	281
	VAL.FE84	284

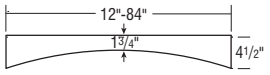

- Alder will be used for Rustic Alder.
- Height must be less than or equal to 6" if width is more than 60".
- All edges finished excluding the back.
- Finishing Techniques available: R+.

Custom Modifications - See page E•12.

CH	CW	FE.ALL	OONLY	PRE
+	+	•		

+Modifications with a plus sign (+) have exceptions. In the digital PDF, click on the code in the chart for details. See page E•1 for Modification Index.

Description	Model	Price
Valance, Furniture Style F	**VAL.FF37**	141
	VAL.FF43	174
	VAL.FF49	195
	VAL.FF55	231
	VAL.FF61	254
	VAL.FF67	269
	VAL.FF73	274
	VAL.FF79	281
	VAL.FF84	284

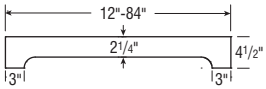

- Alder will be used for Rustic Alder.
- Height must be less than or equal to 6" if width is more than 60".
- All edges finished excluding the back.
- Finishing Techniques available: R+.

Custom Modifications - See page E•12.

CH	CW	FE.ALL	OONLY	PRE
+	+	•		

+Modifications with a plus sign (+) have exceptions. In the digital PDF, click on the code in the chart for details. See page E•1 for Modification Index.

Description	Model	Price
Valance, Furniture Style H	**VAL.FH37**	141
	VAL.FH43	174
	VAL.FH49	195
	VAL.FH55	231
	VAL.FH61	254
	VAL.FH67	269
	VAL.FH73	274
	VAL.FH79	281
	VAL.FH84	284

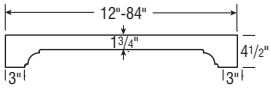

- Alder will be used for Rustic Alder.
- Height must be less than or equal to 6" if width is more than 60".
- All edges finished excluding the back.
- Finishing Techniques available: R+.

Custom Modifications - See page E•12.

CH	CW	FE.ALL	OONLY	PRE
+	+	•		

+Modifications with a plus sign (+) have exceptions. In the digital PDF, click on the code in the chart for details. See page E•1 for Modification Index.

Description	Model	Price
Valance, Furniture Style J	**VAL.FJ37**	141
	VAL.FJ43	174
	VAL.FJ49	195
	VAL.FJ55	231
	VAL.FJ61	254
	VAL.FJ67	269
	VAL.FJ73	274
	VAL.FJ79	281
	VAL.FJ84	284

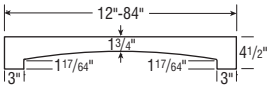

- Alder will be used for Rustic Alder.
- Height must be less than or equal to 6" if width is more than 60".
- All edges finished excluding the back.
- Finishing Techniques available: R+.

Custom Modifications - See page E•12.

CH	CW	FE.ALL	OONLY	PRE
+	+	•		

+Modifications with a plus sign (+) have exceptions. In the digital PDF, click on the code in the chart for details. See page E•1 for Modification Index.

Description	Model	Price
Valance, Furniture Style K	**VAL.FK37**	141
	VAL.FK43	174
	VAL.FK49	195
	VAL.FK55	231
	VAL.FK61	254
	VAL.FK67	269
	VAL.FK73	274
	VAL.FK79	281
	VAL.FK84	284

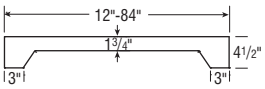

- Alder will be used for Rustic Alder.
- Height must be less than or equal to 6" if width is more than 60".
- All edges finished excluding the back.
- Finishing Techniques available: R+.

Custom Modifications - See page E•12.

CH	CW	FE.ALL	OONLY	PRE
+	+	•		

+Modifications with a plus sign (+) have exceptions. In the digital PDF, click on the code in the chart for details. See page E•1 for Modification Index.

Description	Model	Price
Valance, Style S	**VAL.S37**	127
	VAL.S43	161
	VAL.S49	185
	VAL.S55	220
	VAL.S61	253
	VAL.S67	255
	VAL.S73	261
	VAL.S79	272
	VAL.S84	276

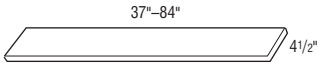

- Alder will be used for Rustic Alder.
- Height must be less than or equal to 6" if width is more than 60".
- Square edge standard.
- All edges finished excluding the back.
- Finishing Techniques available: R+.

Custom Modifications - See page E•12.

CH	CW	FE.ALL	OONLY	PRE
+	+	•		•

+Modifications with a plus sign (+) have exceptions. In the digital PDF, click on the code in the chart for details. See page E•1 for Modification Index.

Description	Model	Price
Valance, Style S Overlay	**VAL.SO37**	261
	VAL.SO43	333
	VAL.SO49	348
	VAL.SO55	381
	VAL.SO61	421
	VAL.SO67	479
	VAL.SO73	511
	VAL.SO79	554
	VAL.SO84	581

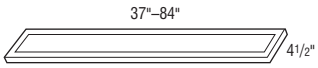

- Available for Full Overlay Door Styles only.
- Alder will be used for Rustic Alder.
- Not available in Walnut.
- Height must be less then 12" if width of 60" is required.
- All edges finished excluding the back.
- Finishing Techniques available: G, R+, V+.

Custom Modifications - See page E•12.

CH	CW	FE.ALL	OONLY	PRE
+	+		•	

+Modifications with a plus sign (+) have exceptions. In the digital PDF, click on the code in the chart for details. See page E•1 for Modification Index.

Description	Model	Price

DECORATIVE ORNAMENT

Rosette, Acanthus

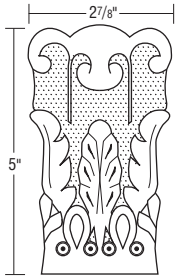

R-ACAN	355

- 1 1/2" deep.
- Not available in Quartersawn White Oak, Rustic Alder or Walnut.
- Finishing Techniques available: H, G, V+.

Modifications Are Not Available

SHELVING

Shelf, Corner

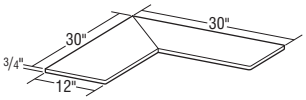

S-CRN3012	1342

- Brackets sold separately; see Bracket section.
- Alder will be used for Rustic Alder.
- Not available in Walnut.
- Top and bottom are finished and 4 sides are finished except the back 2 sides. To get all sides finished, please select the Finish Edges All Modification (FE.ALL).
- Finishing Techniques available: R+.

Custom Modifications - See page E•12.

CH	CW	FE.ALL
+	+	•

+Modifications with a plus sign (+) have exceptions. In the digital PDF, click on the code in the chart for details. See page E•1 for Modification Index.

Shelf, Floating Corner

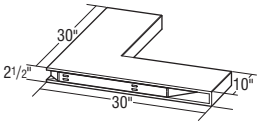

S-FLCRN3010	3855

- Installation kit included with shelf.
- Maximum weight capacity is 52 lbs.
- 3/4" thick solid-wood front and ends. 3/8" thick veneered top and bottom.
- Alder will be used for Rustic Alder.
- Not available in Walnut.
- Finishing Techniques available: R+.

Custom Modifications - See page E•12.

CH	CW	FE.ALL
+	+	•

+Modifications with a plus sign (+) have exceptions. In the digital PDF, click on the code in the chart for details. See page E•1 for Modification Index.

Description	Model	Price

Shelf, Floating, Rustic

S-FL2410R	2045

- Installation kit included with shelf.
- Alder will be used for Rustic Alder.
- Shelf has a rough hewn appearance.

Custom Modifications - See page E•12.

CH	CW	FE.ALL
+	+	•

+Modifications with a plus sign (+) have exceptions. In the digital PDF, click on the code in the chart for details. See page E•1 for Modification Index.

Shelf, Floating, Rustic

S-FL3610R	2323

- Installation kit included with shelf.
- Alder will be used for Rustic Alder.
- Shelf has a rough hewn appearance.

Custom Modifications - See page E•12.

CH	CW	FE.ALL
+	+	•

+Modifications with a plus sign (+) have exceptions. In the digital PDF, click on the code in the chart for details. See page E•1 for Modification Index.

Shelf, Floating

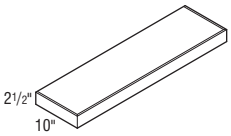

S-FL2410	600
S-FL3010	681
S-FL3610	764
S-FL4210	846
S-FL4810	926
S-FL5410	1009
S-FL6010	1091

- Weight capacity is 15 lbs. per linear foot of width.
- Edge will be a #12 profile.
- Shelf is finished on all sides except the back edges.
- Mounting brackets not included with depths less than 10".

Custom Modifications - See page E•12.

CH	CW	FE.ALL
+	+	

+Modifications with a plus sign (+) have exceptions. In the digital PDF, click on the code in the chart for details. See page E•1 for Modification Index.

Description	Model	Price

CORBELS

Corbel, Scroll, 13″

C-SCROLL13 794

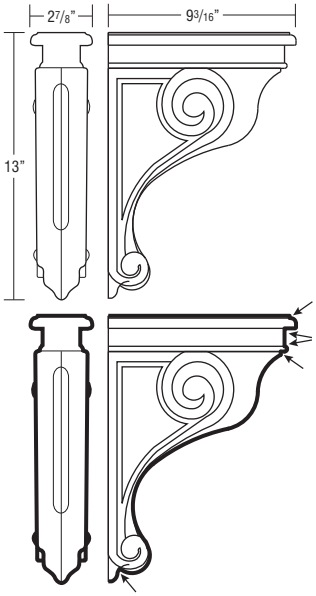

- 2 7/8″ wide.
- Alder will be used for Rustic Alder.
- Not available in Quartersawn White Oak or Walnut.
- Finishing Techniques available: H, G, R+, V+.

Modifications Are Not Available

Corbel, Scroll, 9″

C-SCROLL9 1062

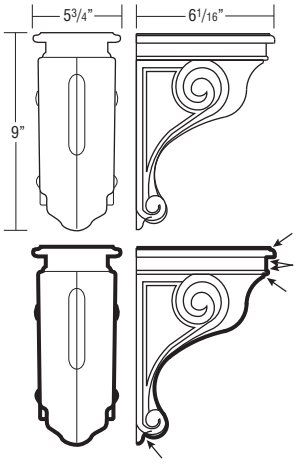

- Alder will be used for Rustic Alder.
- Not available in Quartersawn White Oak or Walnut.
- Finishing Techniques available: H, G, R+, V+.

Modifications Are Not Available

Corbel, Snack Bar

C-SB 188

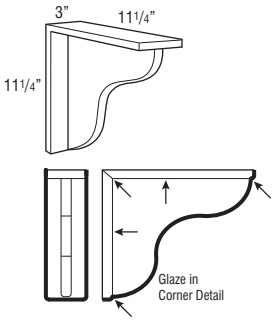

- Alder will be used for Rustic Alder.
- Not available in Quartersawn White Oak or Walnut.
- Finishing Techniques available: H, G, R+, V+.

Modifications Are Not Available

Description	Model	Price

Corbel, Craftsman Open

C-CRAFT12OP 744

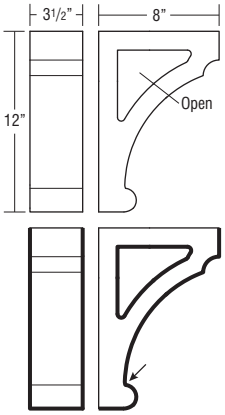

- Only available in Cherry and Maple.

Custom Modifications - See page E•12.

FE.ALL
•

+Modifications with a plus sign (+) have exceptions. In the digital PDF, click on the code in the chart for details. See page E•1 for Modification Index.

Corbel, Craftsman

C-CRAFT 329

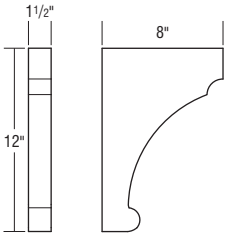

- Alder will be used for Rustic Alder.
- Not available in Walnut.
- Finishing Techniques available: R+.

Custom Modifications - See page E•12.

FE.ALL
•

+Modifications with a plus sign (+) have exceptions. In the digital PDF, click on the code in the chart for details. See page E•1 for Modification Index.

Corbel, Craftsman, 10″

C-CRAFT10 501

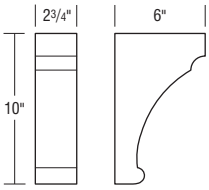

- Alder will be used for Rustic Alder.
- Not available in Walnut.
- Finishing Techniques available: R+.

Custom Modifications - See page E•12.

FE.ALL
•

+Modifications with a plus sign (+) have exceptions. In the digital PDF, click on the code in the chart for details. See page E•1 for Modification Index.

Corbel, Craftsman, 12″

C-CRAFT12 734

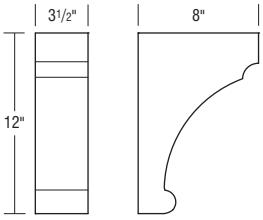

- Alder will be used for Rustic Alder.
- Not available in Walnut.
- Finishing Techniques available: R+.

Custom Modifications - See page E•12.

FE.ALL
•

+Modifications with a plus sign (+) have exceptions. In the digital PDF, click on the code in the chart for details. See page E•1 for Modification Index.

Corbel, Classic Revival, 9″

C-CLSREV9 513

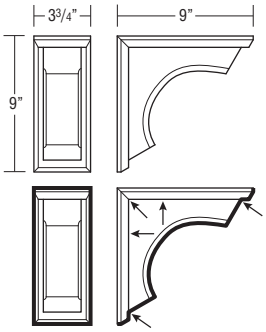

- Alder will be used for Rustic Alder.
- Not available in Quartersawn White Oak or Walnut.
- Finishing Techniques available: R+.

Custom Modifications - See page E•12.

FE.ALL
•

+Modifications with a plus sign (+) have exceptions. In the digital PDF, click on the code in the chart for details. See page E•1 for Modification Index.

Description	Model	Price
Corbel, Classic Revival, 14″	C-CLSREV14	635

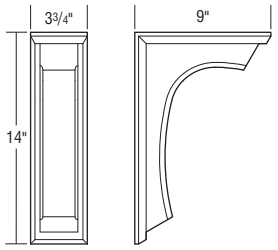

- Alder will be used for Rustic Alder.
- Not available in Quartersawn White Oak or Walnut.
- Finishing Techniques available: R+.

Custom Modifications - See page E•12.

FE.ALL
•

+Modifications with a plus sign (+) have exceptions. In the digital PDF, click on the code in the chart for details. See page E•1 for Modification Index.

Description	Model	Price
Corbel, Triad, 6″	C-TRIAD6	383

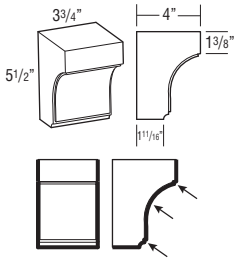

- Alder will be used for Rustic Alder.
- Not available in Walnut.
- Finishing Techniques available: R+.

Custom Modifications - See page E•12.

FE.ALL
•

+Modifications with a plus sign (+) have exceptions. In the digital PDF, click on the code in the chart for details. See page E•1 for Modification Index.

Description	Model	Price
Corbel, Art, 9″	C-ART9	706

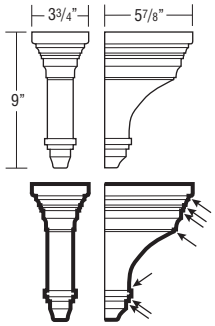

- Alder will be used for Rustic Alder.
- Not available in Quartersawn White Oak or Walnut.
- Finishing Techniques available: H, G, R+.

Custom Modifications - See page E•12.

FE.ALL
•

+Modifications with a plus sign (+) have exceptions. In the digital PDF, click on the code in the chart for details. See page E•1 for Modification Index.

Description	Model	Price
Corbel, Traditional Open	C-TRADOP	878

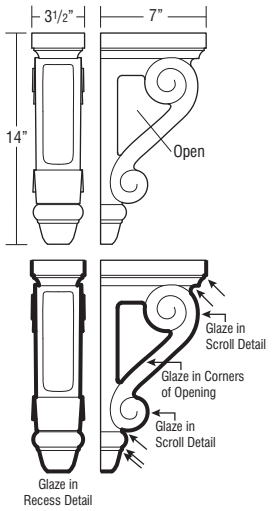

- Only available in Cherry and Maple.

Custom Modifications - See page E•12.

FE.ALL
•

+Modifications with a plus sign (+) have exceptions. In the digital PDF, click on the code in the chart for details. See page E•1 for Modification Index.

Description	Model	Price
Corbel, Shaker, 7″	C-SHKR7	567

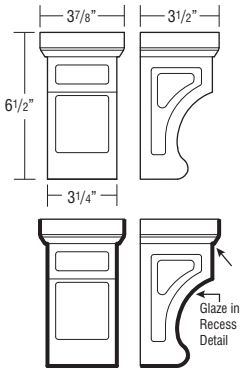

- Only available in Cherry, Maple and Quartersawn White Oak.
- Finishing Techniques available: R+.

Custom Modifications - See page E•12.

FE.ALL
•

+Modifications with a plus sign (+) have exceptions. In the digital PDF, click on the code in the chart for details. See page E•1 for Modification Index.

Description	Model	Price
Corbel, Shaker, 14″	C-SHKR14	1073

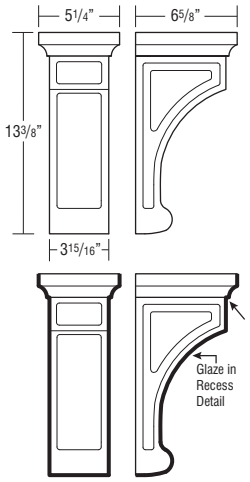

- Alder will be used for Rustic Alder.
- Not available in Walnut.
- Finishing Techniques available: R+.

Custom Modifications - See page E•12.

FE.ALL
•

+Modifications with a plus sign (+) have exceptions. In the digital PDF, click on the code in the chart for details. See page E•1 for Modification Index.

Description	Model	Price
Corbel, Cosmo, 13″	C-COS13D	1730

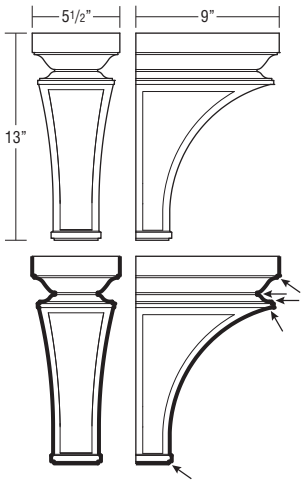

- Not available in Quartersawn White Oak, Rustic Alder, or Walnut.
- Finishing Techniques available: R+.

Custom Modifications - See page E•12.

FE.ALL
•

+Modifications with a plus sign (+) have exceptions. In the digital PDF, click on the code in the chart for details. See page E•1 for Modification Index.

Description	Model	Price

Corbel, Cosmo

C-COS 353

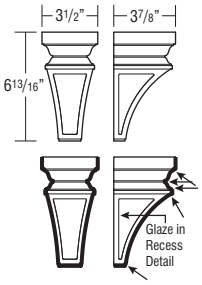

- Alder will be used for Rustic Alder.
- Not available in Quartersawn White Oak or Walnut.
- Finishing Techniques available: R+.

Custom Modifications - See page E•12.

FE.ALL
•

+Modifications with a plus sign (+) have exceptions. In the digital PDF, click on the code in the chart for details. See page E•1 for Modification Index.

Corbel, Mission, 9″

C-MIS9 595

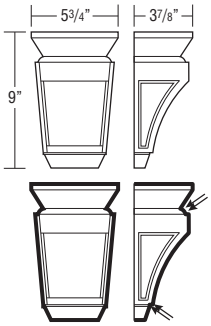

- Alder will be used for Rustic Alder.
- Not available in Quartersawn White Oak or Walnut.
- Finishing Techniques available: H, G, R+.

Custom Modifications - See page E•12.

FE.ALL
•

+Modifications with a plus sign (+) have exceptions. In the digital PDF, click on the code in the chart for details. See page E•1 for Modification Index.

Corbel, Old World

C-OWD5 529

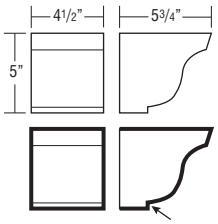

- Alder will be used for Rustic Alder.
- Not available in Walnut.
- Finishing Techniques available: H, G, R+.

Custom Modifications - See page E•12.

FE.ALL
•

+Modifications with a plus sign (+) have exceptions. In the digital PDF, click on the code in the chart for details. See page E•1 for Modification Index.

Description	Model	Price

FEET

Foot, Round Bun

FT-RDBUN 347

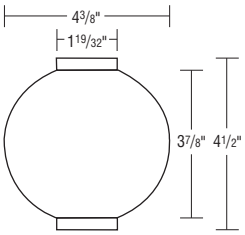

- Alder will be used for Rustic Alder.
- Not available in Quartersawn White Oak or Walnut.
- Finishing Techniques available: H, G, V+.

Custom Modifications - See page E•12.

FE.ALL
•

+Modifications with a plus sign (+) have exceptions. In the digital PDF, click on the code in the chart for details. See page E•1 for Modification Index.

Foot, Lille

FT-LI 405

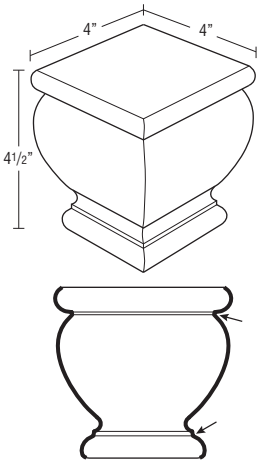

- Alder will be used for Rustic Alder.
- Not available in Walnut.
- Finishing Techniques available: H, G, R+, V+.

Custom Modifications - See page E•12.

FE.ALL
•

+Modifications with a plus sign (+) have exceptions. In the digital PDF, click on the code in the chart for details. See page E•1 for Modification Index.

Foot, Lille Fluted

FT-LIFLUTE 192

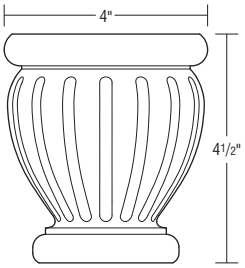

- Alder will be used for Rustic Alder.
- Not available in Quartersawn White Oak or Walnut.

Custom Modifications - See page E•12.

FE.ALL
•

+Modifications with a plus sign (+) have exceptions. In the digital PDF, click on the code in the chart for details. See page E•1 for Modification Index.

Foot, Tulip

FT-TULIP 347

- Only available in Cherry and Maple.
- Finishing Techniques available: H, G, V+.

Custom Modifications - See page E•12.

FE.ALL
•

+Modifications with a plus sign (+) have exceptions. In the digital PDF, click on the code in the chart for details. See page E•1 for Modification Index.

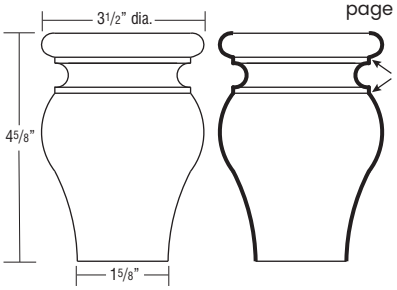

Description	Model	Price
Foot, Tulip Square	FT-TULIPSQ	159

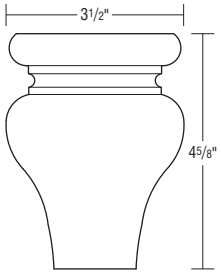

- Alder will be used for Rustic Alder.
- Not available in Walnut.
- Finishing Techniques available: R+.

Custom Modifications - See page E•12.

FE.ALL
•

+Modifications with a plus sign (+) have exceptions. In the digital PDF, click on the code in the chart for details. See page E•1 for Modification Index.

Description	Model	Price
Foot, Tulip Toekick	FT-TULIPTK	486

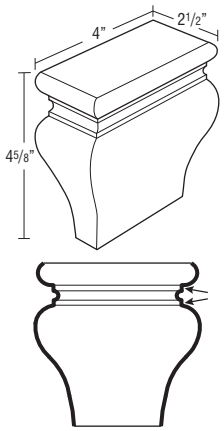

- Alder will be used for Rustic Alder.
- Not available in Walnut.
- Finishing Techniques available: H, G, R+.

Custom Modifications - See page E•12.

FE.ALL
•

+Modifications with a plus sign (+) have exceptions. In the digital PDF, click on the code in the chart for details. See page E•1 for Modification Index.

Description	Model	Price
Foot, Square	FT-SQ4	278

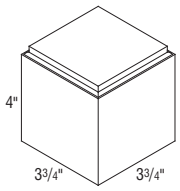

- Alder will be used for Rustic Alder.
- Not available in Walnut.
- Finishing Techniques available: H, G, V+.

Custom Modifications - See page E•12.

FE.ALL
•

+Modifications with a plus sign (+) have exceptions. In the digital PDF, click on the code in the chart for details. See page E•1 for Modification Index.

Description	Model	Price
Foot, Pedestal Corner	FT-PEDC	153

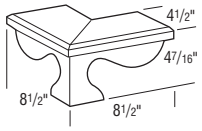

- Alder will be used for Rustic Alder.
- Not available in Quartersawn White Oak or Walnut.
- Finishing Techniques available: H, G, R+, V+.

Custom Modifications - See page E•12.

FE.ALL
•

+Modifications with a plus sign (+) have exceptions. In the digital PDF, click on the code in the chart for details. See page E•1 for Modification Index.

Description	Model	Price
Foot, Pedestal Left	FT-PEDL	125

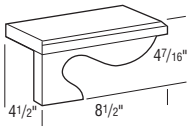

- Alder will be used for Rustic Alder.
- Not available in Quartersawn White Oak or Walnut.
- Finishing Techniques available: H, G, R+, V+.

Custom Modifications - See page E•12.

FE.ALL
•

+Modifications with a plus sign (+) have exceptions. In the digital PDF, click on the code in the chart for details. See page E•1 for Modification Index.

Description	Model	Price
Foot, Pedestal Right	FT-PEDR	125

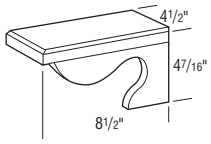

- Alder will be used for Rustic Alder.
- Not available in Quartersawn White Oak or Walnut.
- Finishing Techniques available: H, G, R+, V+.

Custom Modifications - See page E•12.

FE.ALL
•

+Modifications with a plus sign (+) have exceptions. In the digital PDF, click on the code in the chart for details. See page E•1 for Modification Index.

Description	Model	Price
Foot, Pedestal Return Left	FT-PEDRETL	125

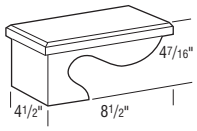

- Alder will be used for Rustic Alder.
- Not available in Quartersawn White Oak or Walnut.
- Finishing Techniques available: H, G, R+, V+.

Custom Modifications - See page E•12.

FE.ALL
•

+Modifications with a plus sign (+) have exceptions. In the digital PDF, click on the code in the chart for details. See page E•1 for Modification Index.

Description	Model	Price
Foot, Pedestal Return Right	FT-PEDRETR	125

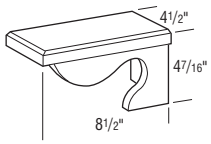

- Alder will be used for Rustic Alder.
- Not available in Quartersawn White Oak or Walnut.
- Finishing Techniques available: H, G, R+, V+.

Custom Modifications - See page E•12.

FE.ALL
•

+Modifications with a plus sign (+) have exceptions. In the digital PDF, click on the code in the chart for details. See page E•1 for Modification Index.

Description	Model	Price
Foot, Cosmo	FT-COS	183

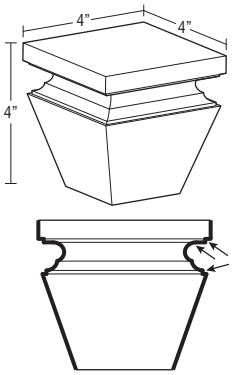

- Alder will be used for Rustic Alder.
- Not available in Walnut.
- Finishing Techniques available: R+.

Custom Modifications - See page E•12.

FE.ALL
•

+Modifications with a plus sign (+) have exceptions. In the digital PDF, click on the code in the chart for details. See page E•1 for Modification Index.

Description	Model	Price
Foot, Tapered 4-Sided	FT-TP4S	96

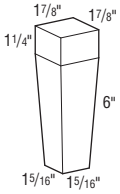

- Alder will be used for Rustic Alder.
- Finishing Techniques available: R+, V+.

Custom Modifications - See page E•12.

FE.ALL
•

+Modifications with a plus sign (+) have exceptions. In the digital PDF, click on the code in the chart for details. See page E•1 for Modification Index.

Description	Model	Price
Foot, Tapered 2-Sided	FT-TP2S	133

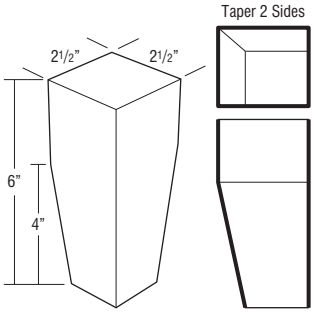

Front View Side View

- 2 1/2" wide.
- Alder will be used for Rustic Alder.
- Not available in Quartersawn White Oak.
- Finishing Techniques available: G, R+, V+.

Custom Modifications - See page E•12.

FE.ALL
•

+Modifications with a plus sign (+) have exceptions. In the digital PDF, click on the code in the chart for details. See page E•1 for Modification Index.

Description	Model	Price
Foot, Madeline	FT-MADE	193

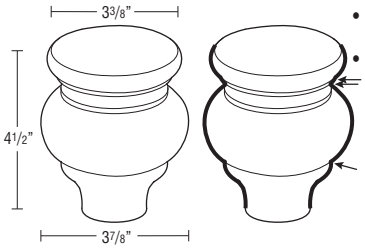

- Alder will be used for Rustic Alder.
- Not available in Quartersawn White Oak or Walnut.
- Finishing Techniques available: R+.

Custom Modifications - See page E•12.

FE.ALL
•

+Modifications with a plus sign (+) have exceptions. In the digital PDF, click on the code in the chart for details. See page E•1 for Modification Index.

Description	Model	Price
Foot, French Country	FT-FRNCNTY	130

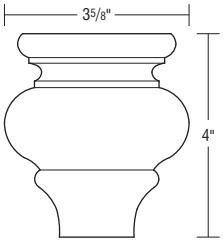

- Alder will be used for Rustic Alder.
- Not available in Quartersawn White Oak or Walnut.
- Finishing Techniques available: R+.

Custom Modifications - See page E•12.

FE.ALL
•

+Modifications with a plus sign (+) have exceptions. In the digital PDF, click on the code in the chart for details. See page E•1 for Modification Index.

Description	Model	Price
Foot, Kensington	FT-KENS	134

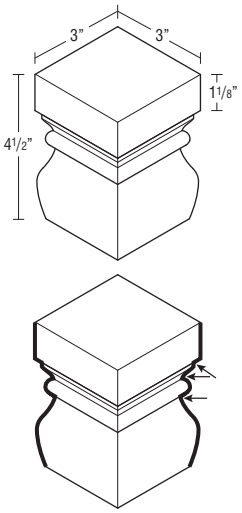

- Alder will be used for Rustic Alder.
- Not available in Walnut.
- Finishing Techniques available: R+.

Custom Modifications - See page E•12.

FE.ALL
•

+Modifications with a plus sign (+) have exceptions. In the digital PDF, click on the code in the chart for details. See page E•1 for Modification Index.

Description	Model	Price
Foot, Madison	FT-MAD	164

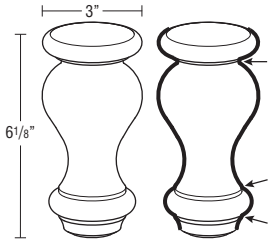

- Alder will be used for Rustic Alder.
- Not available in Quartersawn White Oak or Walnut.
- Finishing Techniques available: R+.

Custom Modifications - See page E•12.

FE.ALL
•

+Modifications with a plus sign (+) have exceptions. In the digital PDF, click on the code in the chart for details. See page E•1 for Modification Index.

Description	Model	Price
Foot, Craftsman	FT-CRAFT6	170

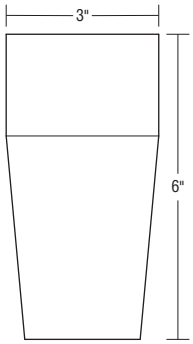

- Alder will be used for Rustic Alder.
- Four-sided Tapered Craftsman Foot.
- Finishing Techniques available: R+.

Custom Modifications - See page E•12.

FE.ALL
•

+Modifications with a plus sign (+) have exceptions. In the digital PDF, click on the code in the chart for details. See page E•1 for Modification Index.

Description	Model	Price
Foot, Craftsman Corner	FT-CRAFTC	367

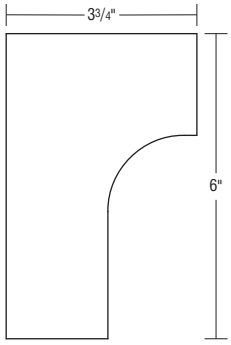

- 3 3/4" wide.
- Alder will be used for Rustic Alder.
- Not available in Walnut.
- Finishing Techniques available: R+.

Custom Modifications - See page E•12.

FE.ALL
•

+Modifications with a plus sign (+) have exceptions. In the digital PDF, click on the code in the chart for details. See page E•1 for Modification Index.

Description	Model	Price
Foot, Craftsman	FT-CRAFT	193

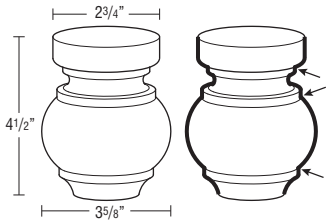

- Alder will be used for Rustic Alder.
- Not available in Walnut.
- Finishing Techniques available: R+.

Custom Modifications - See page E•12.

FE.ALL
•

+Modifications with a plus sign (+) have exceptions. In the digital PDF, click on the code in the chart for details. See page E•1 for Modification Index.

Description	Model	Price

Foot, Metro

FT-METRO 293

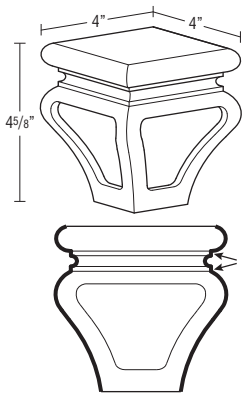

- Alder will be used for Rustic Alder.
- Not available in Quartersawn White Oak or Walnut.
- Finishing Techniques available: R+.

Custom Modifications - See page E•12.

FE.ALL
•

+Modifications with a plus sign (+) have exceptions. In the digital PDF, click on the code in the chart for details. See page E•1 for Modification Index.

Foot, Queen Anne

FT-QA 189

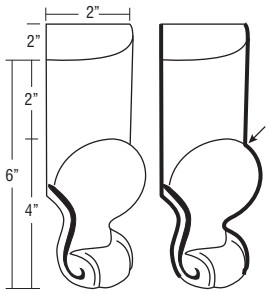

- 2" wide.
- Alder will be used for Rustic Alder.
- Not available in Quartersawn White Oak or Walnut.
- Finishing Techniques available: H, G, V+.

Custom Modifications - See page E•12.

FE.ALL
•

+Modifications with a plus sign (+) have exceptions. In the digital PDF, click on the code in the chart for details. See page E•1 for Modification Index.

Foot, Queen Anne Scroll

FT-QASCROLL 216

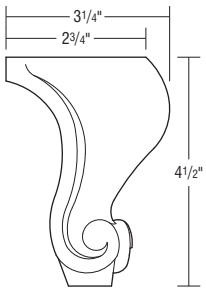

- 3 1/4" wide.
- Available in Maple and Cherry only.
- Finishing Techniques available: R+.

Custom Modifications - See page E•12.

FE.ALL
•

+Modifications with a plus sign (+) have exceptions. In the digital PDF, click on the code in the chart for details. See page E•1 for Modification Index.

Foot, Metal

FT-METAL 203

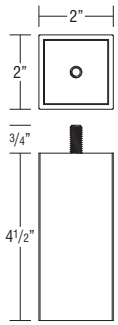

- Brushed Aluminum.
- Includes hanger bolt with 5/16-18 threads.

Modifications Are Not Available

Description	Model	Price

LEGS

Leg, Spool Small

L-SPOOLS 568

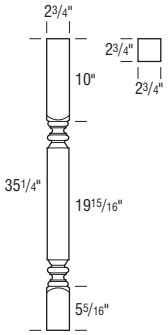

- Alder will be used for Rustic Alder.
- Not available in Quartersawn White Oak or Walnut.
- Finishing Techniques available: R+, V+.

Custom Modifications - See page E•12.

FE.ALL
•

+Modifications with a plus sign (+) have exceptions. In the digital PDF, click on the code in the chart for details. See page E•1 for Modification Index.

Leg, Spool

L-SPOOL 754

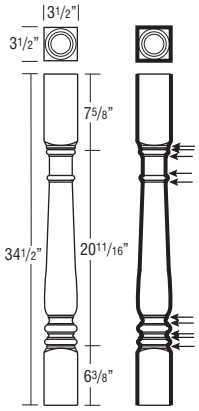

- Alder will be used for Rustic Alder.
- Not available in Walnut.
- Finishing Techniques available: H, G, V+.

Custom Modifications - See page E•12.

FE.ALL
•

+Modifications with a plus sign (+) have exceptions. In the digital PDF, click on the code in the chart for details. See page E•1 for Modification Index.

Leg, Rope

L-DISRP 905

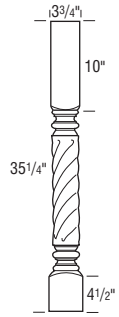

- Alder will be used for Rustic Alder.
- Not available in Quartersawn White Oak or Walnut.
- Finishing Techniques available: H, G, R+, V+.

Custom Modifications - See page E•12.

FE.ALL
•

+Modifications with a plus sign (+) have exceptions. In the digital PDF, click on the code in the chart for details. See page E•1 for Modification Index.

Leg, Mission

L-MIS 716

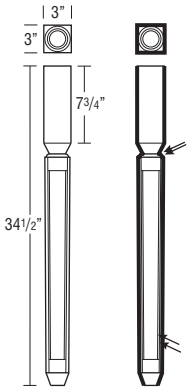

- Alder will be used for Rustic Alder.
- Not available in Quartersawn White Oak or Walnut.
- Finishing Techniques available: H, G, R+, V+.

Custom Modifications - See page E•12.

FE.ALL
•

+Modifications with a plus sign (+) have exceptions. In the digital PDF, click on the code in the chart for details. See page E•1 for Modification Index.

Description	Model	Price

Leg, Square Tall, 3″

L-SQT3 777

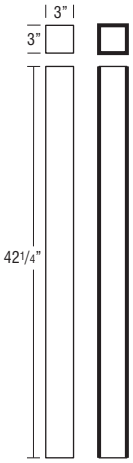

- Alder will be used for Rustic Alder.
- Not available in Walnut.
- Finishing Techniques available: G, R+, V+.

Custom Modifications - See page E•12.

FE.ALL
•

+Modifications with a plus sign (+) have exceptions. In the digital PDF, click on the code in the chart for details. See page E•1 for Modification Index.

Leg, Square Tall, 4″

L-SQT4 896

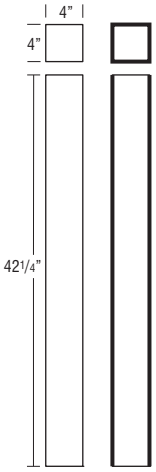

- Only available in Cherry, Maple and Quartersawn White Oak.
- Finishing Techniques available: G, R+, V+.

Custom Modifications - See page E•12.

FE.ALL
•

+Modifications with a plus sign (+) have exceptions. In the digital PDF, click on the code in the chart for details. See page E•1 for Modification Index.

Leg, Square Tall, 5″

L-SQT5 1062

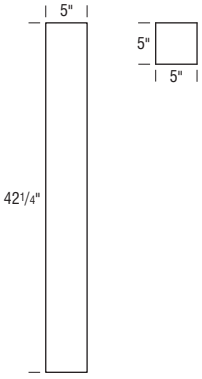

- Alder will be used for Rustic Alder.
- Not available in Walnut.
- Finishing Techniques available: R+, V+.

Custom Modifications - See page E•12.

FE.ALL
•

+Modifications with a plus sign (+) have exceptions. In the digital PDF, click on the code in the chart for details. See page E•1 for Modification Index.

Description	Model	Price

Leg, Square Tall, 6″

L-SQT6 1240

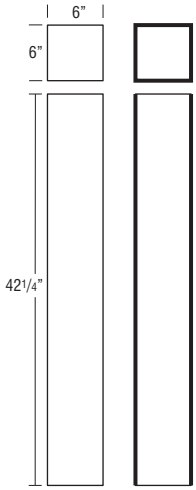

- Only available in Cherry, Maple and Quartersawn White Oak.
- Finishing Techniques available: G, R+, V+.

Custom Modifications - See page E•12.

FE.ALL
•

+Modifications with a plus sign (+) have exceptions. In the digital PDF, click on the code in the chart for details. See page E•1 for Modification Index.

Leg, Tapered 2-Sided

L-TP2S 971

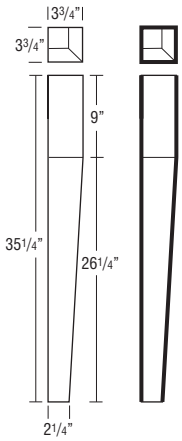

Taper 2 Sides

- Alder will be used for Rustic Alder.
- Not available in Quartersawn White Oak or Walnut.
- Finishing Techniques available: G, R+, V+.

Custom Modifications - See page E•12.

FE.ALL
•

+Modifications with a plus sign (+) have exceptions. In the digital PDF, click on the code in the chart for details. See page E•1 for Modification Index.

Leg, Tapered 4-Sided

L-TP4S 1092

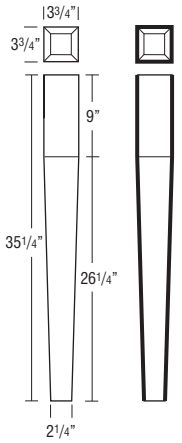

Taper 4 Sides

- Alder will be used for Rustic Alder.
- Not available in Quartersawn White Oak.
- Finishing Techniques available: G, R+, V+.

Custom Modifications - See page E•12.

FE.ALL
•

+Modifications with a plus sign (+) have exceptions. In the digital PDF, click on the code in the chart for details. See page E•1 for Modification Index.

Description	Model	Price

Leg, Square, 2″

L-SQ2 273

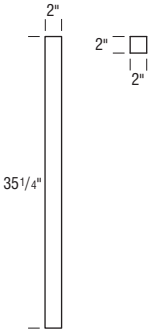

- Alder will be used for Rustic Alder.
- Staves can be seen on one or two sides.
- Finishing Techniques available: G, R+, V+.

Custom Modifications - See page E•12.

FE.ALL
•

+Modifications with a plus sign (+) have exceptions. In the digital PDF, click on the code in the chart for details. See page E•1 for Modification Index.

Leg, Square, 3″

L-SQ3 690

- Alder will be used for Rustic Alder.
- Staves can be seen on one or two sides.
- Finishing Techniques available: G, R+, V+.

Custom Modifications - See page E•12.

FE.ALL
•

+Modifications with a plus sign (+) have exceptions. In the digital PDF, click on the code in the chart for details. See page E•1 for Modification Index.

Leg, Square, 4″

L-SQ4 793

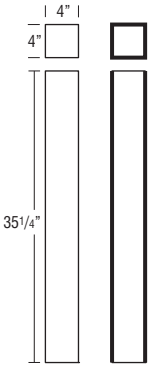

- Alder will be used for Rustic Alder.
- Staves can be seen on one or two sides.
- Finishing Techniques available: G, R+, V+.

Custom Modifications - See page E•12.

FE.ALL
•

+Modifications with a plus sign (+) have exceptions. In the digital PDF, click on the code in the chart for details. See page E•1 for Modification Index.

Leg, Square, 5″

L-SQ5 1011

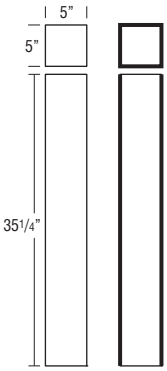

- Alder will be used for Rustic Alder.
- Not available in Walnut.
- Staves can be seen on one or two sides.
- Finishing Techniques available: G, R+, V+.

Custom Modifications - See page E•12.

FE.ALL
•

+Modifications with a plus sign (+) have exceptions. In the digital PDF, click on the code in the chart for details. See page E•1 for Modification Index.

Description	Model	Price

Leg, Square, 6″

L-SQ6 1075

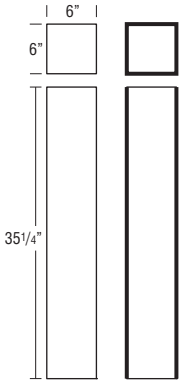

- Alder will be used for Rustic Alder.
- Not available in Walnut.
- Staves can be seen on one or two sides.
- Finishing Techniques available: G, R+, V+.

Custom Modifications - See page E•12.

FE.ALL
•

+Modifications with a plus sign (+) have exceptions. In the digital PDF, click on the code in the chart for details. See page E•1 for Modification Index.

Leg, Madeline

L-MADE 2791

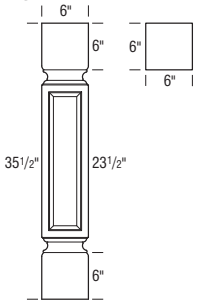

- Alder will be used for Rustic Alder.
- Not available in Walnut.
- Finishing Techniques available: R+, V+.

Custom Modifications - See page E•12.

FE.ALL
•

+Modifications with a plus sign (+) have exceptions. In the digital PDF, click on the code in the chart for details. See page E•1 for Modification Index.

Leg, English Country

L-ENGCNTY 731

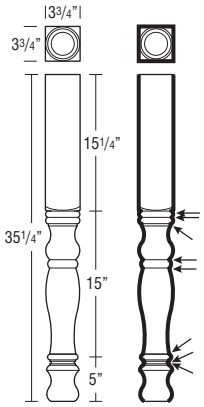

- Alder will be used for Rustic Alder.
- Not available in Quartersawn White Oak or Walnut.
- Finishing Techniques available: R+, V+.

Custom Modifications - See page E•12.

FE.ALL
•

+Modifications with a plus sign (+) have exceptions. In the digital PDF, click on the code in the chart for details. See page E•1 for Modification Index.

Leg, English Country, 5″

L-ENGCNTY5 1158

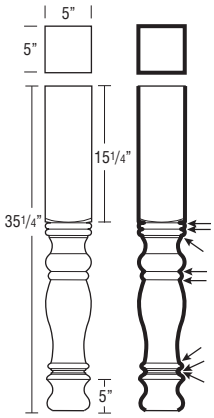

- Alder will be used for Rustic Alder.
- Not available in Quartersawn White Oak or Walnut.
- Finishing Techniques available: R+, V+.

Custom Modifications - See page E•12.

FE.ALL
•

+Modifications with a plus sign (+) have exceptions. In the digital PDF, click on the code in the chart for details. See page E•1 for Modification Index.

Description	Model	Price
Leg, Estate	**L-ESTATE**	748

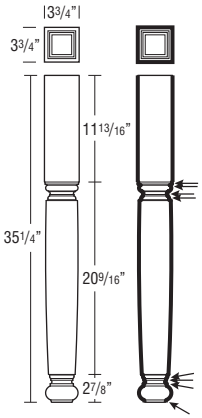

- Only available on Cherry and Maple.
- Finishing Techniques available: R+, V+.

Custom Modifications - See page E•12.

FE.ALL
•

+Modifications with a plus sign (+) have exceptions. In the digital PDF, click on the code in the chart for details. See page E•1 for Modification Index.

Description	Model	Price
Leg, Estate Small	**L-ESTATES**	670

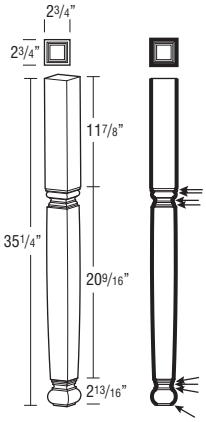

- Alder will be used for Rustic Alder.
- Not available in Walnut.
- Finishing Techniques available: R+, V+.

Custom Modifications - See page E•12.

FE.ALL
•

+Modifications with a plus sign (+) have exceptions. In the digital PDF, click on the code in the chart for details. See page E•1 for Modification Index.

Description	Model	Price
Leg, French Country Square 2 Large	**L-FRNCNTY2L**	1353

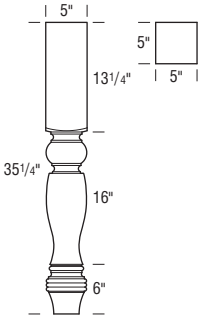

- Alder will be used for Rustic Alder.
- Not available in Quartersawn White Oak or Walnut.
- Finishing Techniques available: R+, V+.

Custom Modifications - See page E•12.

FE.ALL
•

+Modifications with a plus sign (+) have exceptions. In the digital PDF, click on the code in the chart for details. See page E•1 for Modification Index.

Description	Model	Price
Leg, French Country Square	**L-FRNCNTYSQ**	861

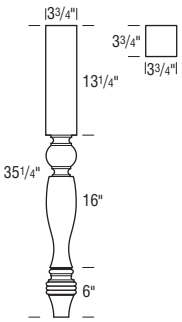

- Only available in Cherry and Maple.
- Finishing Techniques available: R+, V+.

Custom Modifications - See page E•12.

FE.ALL
•

+Modifications with a plus sign (+) have exceptions. In the digital PDF, click on the code in the chart for details. See page E•1 for Modification Index.

Description	Model	Price
Leg, Flute	**L-FLUTE**	646

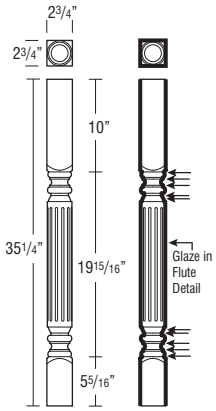

- Alder will be used for Rustic Alder.
- Not available in Quartersawn White Oak or Walnut.
- Finishing Techniques available: R+, V+.

Custom Modifications - See page E•12.

FE.ALL
•

+Modifications with a plus sign (+) have exceptions. In the digital PDF, click on the code in the chart for details. See page E•1 for Modification Index.

Description	Model	Price
Leg, Gaelic, 6″	**L-GAELIC6**	1866

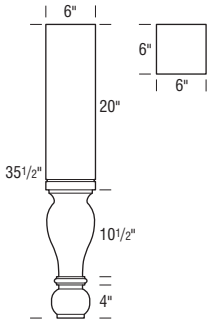

- Alder will be used for Rustic Alder.
- Not available in Quartersawn White Oak or Walnut.
- Finishing Techniques available: R+, V+.

Custom Modifications - See page E•12.

FE.ALL
•

+Modifications with a plus sign (+) have exceptions. In the digital PDF, click on the code in the chart for details. See page E•1 for Modification Index.

Description	Model	Price
Leg, Metro	**L-METRO**	1025

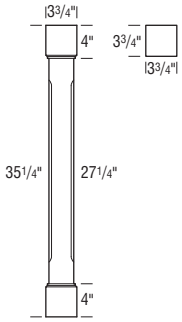

- Alder will be used for Rustic Alder.
- Not available in Walnut.
- Finishing Techniques available: R+, V+.

Custom Modifications - See page E•12.

FE.ALL
•

+Modifications with a plus sign (+) have exceptions. In the digital PDF, click on the code in the chart for details. See page E•1 for Modification Index.

Description	Model	Price
Leg, Metro, 3″	**L-METRO3**	620

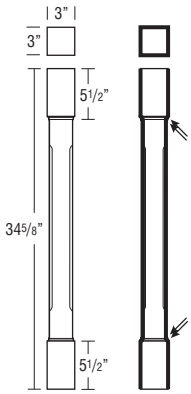

- Alder will be used for Rustic Alder.
- Not available in Walnut.
- Finishing Techniques available: R+, V+.

Custom Modifications - See page E•12.

FE.ALL
•

+Modifications with a plus sign (+) have exceptions. In the digital PDF, click on the code in the chart for details. See page E•1 for Modification Index.

Description	Model	Price
Leg, Nouveau	L-NOU	2218

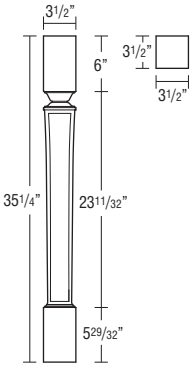

- Alder will be used for Rustic Alder.
- Not available in Walnut.
- Finishing Techniques available: R+, V+.

Custom Modifications - See page E•12.

FE.ALL
•

+Modifications with a plus sign (+) have exceptions. In the digital PDF, click on the code in the chart for details. See page E•1 for Modification Index.

Leg, Nouveau Tall	L-NOUT	3549

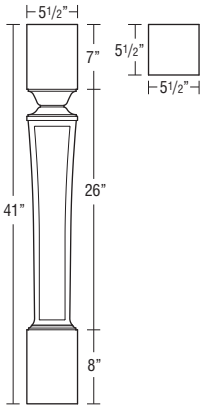

- Not available in Quartersawn White Oak, Rustic Alder, or Walnut.
- Finishing Techniques available: R+, V+.

Custom Modifications - See page E•12.

FE.ALL
•

+Modifications with a plus sign (+) have exceptions. In the digital PDF, click on the code in the chart for details. See page E•1 for Modification Index.

Leg, Sumter	L-SUMTER5	1911

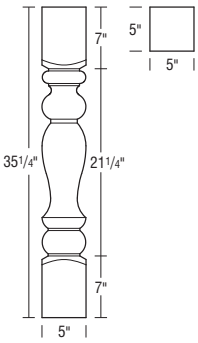

- Alder will be used for Rustic Alder.
- Not available in Quartersawn White Oak or Walnut.
- Finishing Techniques available: R+.

Custom Modifications - See page E•12.

FE.ALL
•

+Modifications with a plus sign (+) have exceptions. In the digital PDF, click on the code in the chart for details. See page E•1 for Modification Index.

Description	Model	Price

Specialty End Panels

End X, 3″ Deep	END-X325	5768

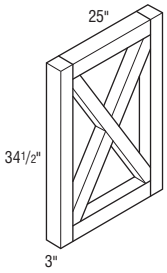

- Alder will be used for Rustic Alder.
- Not available in Walnut.
- When applying an END-X panel to the side of a cabinet, use Furniture Plywood End, (FPE) modification or apply an end skin to create a flush end on the side.
- When placed next to a hinged door, with a square outside profile, it is best to utilize an extended stile or hinge restrictor clips to eliminate the potential for binding.
- The panel is designed to sit out flush with the door on an adjacent cabinet.
- All sides finished.
- Extended lead times may apply.
- Finishing Techniques available: R+, V+.

Modifications Are Not Available

End X, 3″ Deep	END-X336	6337

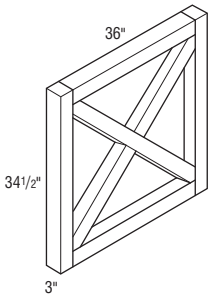

- Alder will be used for Rustic Alder.
- Not available in Walnut.
- When applying an END-X panel to the side of a cabinet, use Furniture Plywood End, (FPE) modification or apply an end skin to create a flush end on the side.
- When placed next to a hinged door, with a square outside profile, it is best to utilize an extended stile or hinge restrictor clips to eliminate the potential for binding.
- The panel is designed to sit out flush with the door on an adjacent cabinet.
- All sides finished.
- Extended lead times may apply.
- Finishing Techniques available: R+, V+.

Modifications Are Not Available

End X, 1.5″ Deep	END-X125	4144

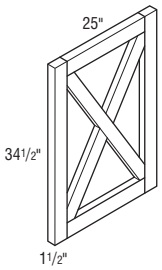

- Alder will be used for Rustic Alder.
- Not available in Walnut.
- When applying an END-X panel to the side of a cabinet, use Furniture Plywood End, (FPE) modification or apply an end skin to create a flush end on the side.
- When placed next to a hinged door, with a square outside profile, it is best to utilize an extended stile or hinge restrictor clips to eliminate the potential for binding.
- The panel is designed to sit out flush with the door on an adjacent cabinet.
- All sides finished.
- Extended lead times may apply.
- Finishing Techniques available: R+, V+.

Modifications Are Not Available

Description	Model	Price

End X, 1.5″ Deep

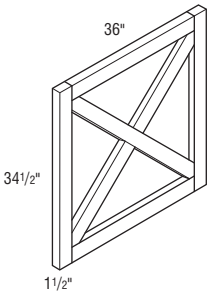

END-X136	4604

- Alder will be used for Rustic Alder.
- Not available in Walnut.
- When applying an END-X panel to the side of a cabinet, use Furniture Plywood End, (FPE) modification or apply an end skin to create a flush end on the side.
- When placed next to a hinged door, with a square outside profile, it is best to utilize an extended stile or hinge restrictor clips to eliminate the potential for binding.
- The panel is designed to sit out flush with the door on an adjacent cabinet.
- All sides finished.
- Extended lead times may apply.
- Finishing Techniques available: R+, V+.

Modifications Are Not Available

NEW End Craft, 3″ Deep

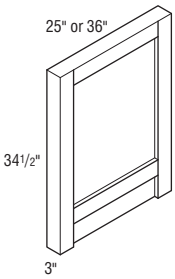

END-CRAFT325	3238
END-CRAFT336	3450

- Alder will be used for Rustic Alder.
- All sides finished. Top or bottom edge will have 3/16″ diameter holes used during finish processing.
- The panel is designed to sit out flush with the door on an adjacent cabinet.
- When placed next to a hinged door with a square outside profile, it is best to utilize an extended stile or hinge restrictor clips to eliminate the potential for binding.
- Extended lead times may apply.
- Finishing Techniques available: R+, V+.

Modifications Are Not Available

NEW End Wide Bottom Rail, 1.5″ Deep

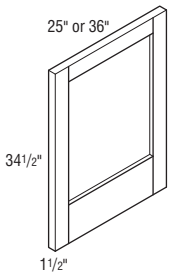

END-WBR125	3379
END-WBR136	3590

- Alder will be used for Rustic Alder.
- All sides finished. Top or bottom edge will have 3/16″ diameter holes used during finish processing.
- The panel is designed to sit out flush with the door on an adjacent cabinet.
- When placed next to a hinged door with a square outside profile, it is best to utilize an extended stile or hinge restrictor clips to eliminate the potential for binding.
- Extended lead times may apply.
- Finishing Techniques available: R+, V+.

Modifications Are Not Available

NEW End Wide Bottom Rail, 3″ Deep

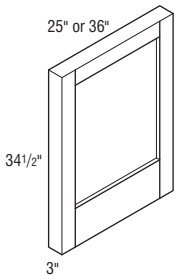

END-WBR325	3450
END-WBR336	3661

- Alder will be used for Rustic Alder.
- All sides finished. Top or bottom edge will have 3/16″ diameter holes used during finish processing.
- The panel is designed to sit out flush with the door on an adjacent cabinet.
- When placed next to a hinged door with a square outside profile, it is best to utilize an extended stile or hinge restrictor clips to eliminate the potential for binding.
- Extended lead times may apply.
- Finishing Techniques available: R+, V+.

Modifications Are Not Available

Description	Model	Price

SWITCH PLATE COVERS

Switch Plate Cover, Single

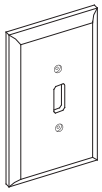

SPCS 156

- Alder will be used for Rustic Alder.
- Not available in Walnut.
- Finishing Techniques available: G, R+, V+.

Modifications Are Not Available

Switch Plate Cover, Double

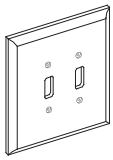

SPCD 231

- Alder will be used for Rustic Alder.
- Not available in Walnut.
- Finishing Techniques available: G, R+, V+.

Modifications Are Not Available

ROCKER SWITCH PLATE

Switch Plate Cover, Single Rocker



SPCSR 156

- Alder will be used for Rustic Alder.
- Not available in Walnut.
- Finishing Techniques available: G, R+, V+.

Modifications Are Not Available

Switch Plate Cover, Double Rocker

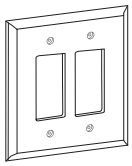

SPCDR 231

- Alder will be used for Rustic Alder.
- Not available in Walnut.
- Finishing Techniques available: G, R+, V+.

Modifications Are Not Available

Description	Model	Price

OUTLET COVERS

Outlet Cover, Single

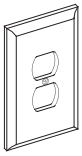

OCS 156

- Alder will be used for Rustic Alder.
- Not available in Walnut.
- Finishing Techniques available: G, R+, V+.

Modifications Are Not Available

Outlet Cover, Double

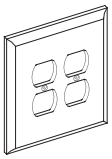

OCD 231

- Alder will be used for Rustic Alder.
- Not available in Walnut.
- Finishing Techniques available: G, R+, V+.

Modifications Are Not Available

PLAIN NOUVEAU COLLECTION

Leg - Nouveau
O•31

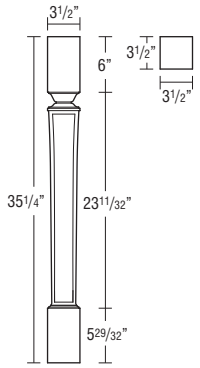

L-NOU

Leg - Nouveau Tall
O•31

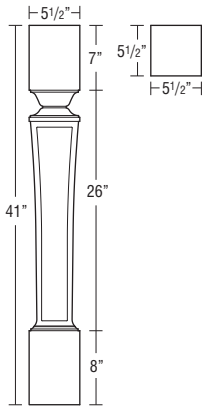

L-NOUT

Corbel - Cosmo
O•24

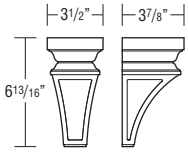

C-COS

Corbel - Cosmo
O•23

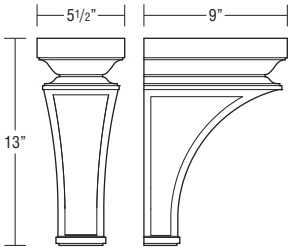

C-COS13D

METRO COLLECTION

Leg - Metro
O•30

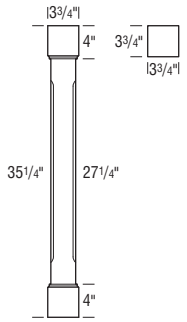

L-METRO

Leg - Metro 3″
O•30

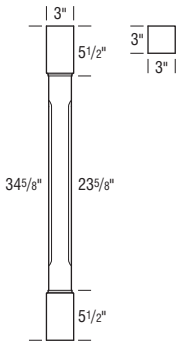

L-METRO3

6″ Corbel - Triad
O•23

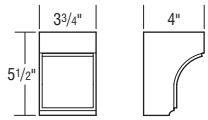

C-TRIAD6

Foot - Cosmo
O•25

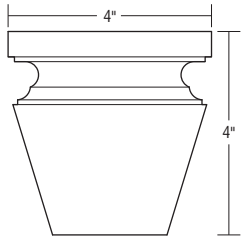

FT-COS

Foot - Tapered 4 Sided
O•25

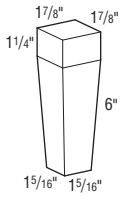

FT-TP4S

Leg - Madeline
O•29

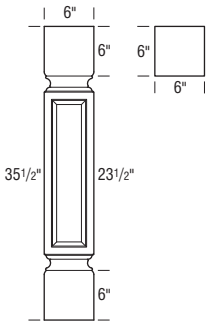

L-MADE

CRAFTSMAN COLLECTION

9″ Corbel - Classic Revival
O•22

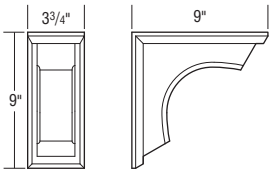

C-CLSREV9

14″ Corbel - Classic Revival
O•23

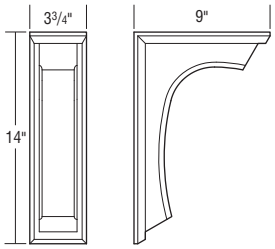

C-CLSREV14

Corbel - Craftsman
O•22

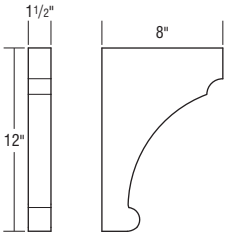

C-CRAFT

Corbel - Craftsman Open
O•22

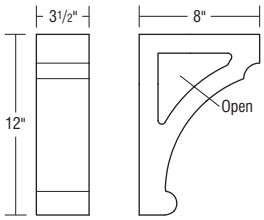

C-CRAFT12OP

10″ Corbel - Craftsman
O•22

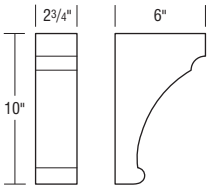

C-CRAFT10

12″ Corbel - Craftsman
O•22

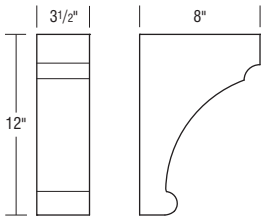

C-CRAFT12

Foot - Craftsman
O•26

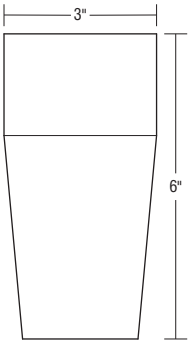

FT-CRAFT6

Foot - Craftsman Corner
O•26

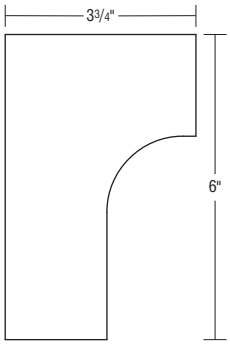

FT-CRAFTC

Foot - Craftsman
O•26

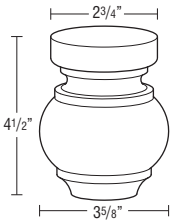

FT-CRAFT

Notes

TABLE OF CONTENTS – CABINET ACCESSORIES

Interior Accessory Kits ..... P•2
Miscellaneous Items ..... P•17
Decorative Hardware ..... P•22

CABINET ACCESSORIES

Modification Grid Key	
+	Available with exceptions
•	Available

Custom Modifications	
Modification	**Description**
CD	Change Depth
CW	Change Width
PTOWB	Push to Open Wastebasket
SCPDRW	Scooped Drawer

Non-Beaded or Beaded Inset not compatible with Food Storage Container Organizer Pull-out Kit, Base Pots and Pans Storage, Drawer Box Power Outlet, Tray Divider Roll-out, Shelf Pull-down-Chrome, CabMat™, Hamper Kit - White, Spice Rack - Chrome, Vanity Roll-out Rack - Chrome, Angled Heat Shield, Straight Heat Shield, Lid Stay, Lidstay- Heavy Duty, and Touch Latch

To calculate the inside drawer box width to determine organization units and/or parts to order, utilize the following formula:
Frame Opening Width -
1 5/8" = Interior Drawer Box Width

Description	Model	Price

INTERIOR ACCESSORY KITS

Food Storage Container Organization Pull-out Kit

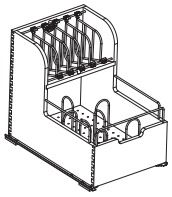

FSCOK18

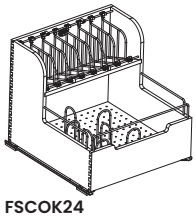

FSCOK24

Model	Price
FSCOK18	896
• For 18″ wide base cabinet.	
FSCOK24	1344
• For 24″ wide base cabinet.	

- Pull-out features natural finished hardwood dovetailed box with chrome rails on lower section with undermount soft-close guides.
- Includes seven chrome "U" pegs to use on the pegboard bottom to customize the fit to container sizes.
- Adjustable clip-on lid dividers included to fit with a variety of lid shapes. 18″ wide includes five dividers, 24″ wide includes eight dividers.
- Front of pull-out is routed for easy access.
- FSCOK18 Pull-out dimensions: 14 1/2″ W x 21 1/2″ D x 18″ H.
- FSCOK24 Pull-out dimensions: 20 1/2″ W x 21 1/2″ D x 18″ H.

Modifications Are Not Available

Base Pantry Pull-out Kit

Model	Price
BPPK9	1052
• For 9″ wide base cabinet.	
BPPK12	1132
• For 12″ wide base cabinet.	
BPPK15	1603
• For 15″ wide base cabinet.	
BPPK18	1723
• For 18″ wide base cabinet.	

Modifications Are Not Available

Base Pantry Pull-out with Utensil Canisters Kit

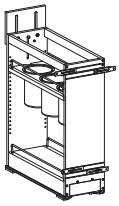

Model	Price
BPPUK9	1172
• For 9″ wide base cabinet.	
• Canisters are 5.85″ tall and have an inside diameter of 4.3″.	
BPPUK12	1251
• For 12″ wide base cabinet.	
• Canisters are 6.7″ tall and have an inside diameter of 5″.	

- Top shelf features three stainless steel (removable) canisters for utensils.
- Features soft-close pull-out with two adjustable shelves (including canister shelf) and one fixed shelf with chrome rails.

Modifications Are Not Available

Description	Model	Price

Base Pantry Pull-out with Utensil Canisters, Knife Block Kit

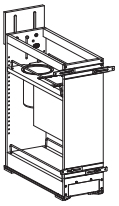

BPPUKK12

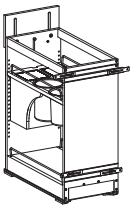

BPPUKK15

Model	Price
BPPUKK12	1669
• For 12″ wide base cabinet.	
• Includes one stainless steel canister 6.7″ tall with an inside diameter of 5″, and knife block.	
BPPUKK15	2026
• For 15″ wide base cabinet.	
• Includes two stainless steel canisters 5.85″ tall with an inside diameter of 4.3″, and two stainless steel canisters 6.7″ tall with an inside diameter of 5″.	

- Features soft-close pull-out with adjustable knife and canister shelf and one fixed shelf with chrome rails.
- Knife block features movable flex rods that adjust to hold a multitude of knives.

Modifications Are Not Available

Base Pantry Pull-out with Tray Divider Kit

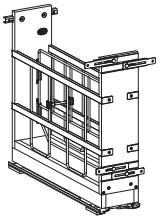

BPPTDK9

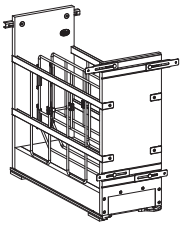

BPPTDK12

Model	Price
BPPTDK9	1290
• For 9″ wide base cabinet.	
• Includes one removable center divider and one snap on T-bar.	
BPPTDK12	1371
• For 12″ wide base cabinet.	
• Includes two removable center dividers and two snap on T-bars.	

- Tray dividers are chrome plated steel.

Modifications Are Not Available

Base Pantry Pull-out with Container Organizers Kit

Model	Price
BPPCOK12	1847

- Features soft-close slides.
- Includes 7 OXO Good Grips® POP containers, BPA Free: (3) 1.7 quart, (1) 2.6 quart, (3) 4.3 quart.
- Fixed shelf.

Modifications Are Not Available

Description	Model	Price

Cooking Utensil Divider

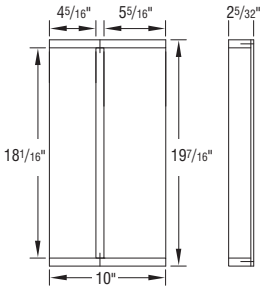

CUD15

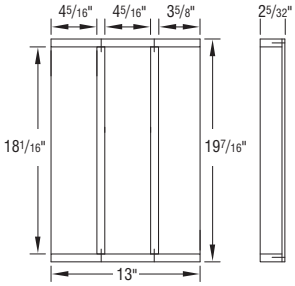

CUD18

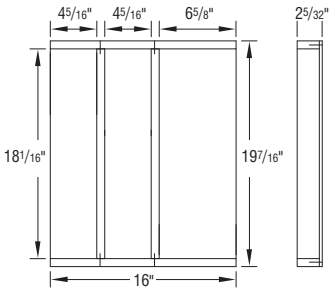

CUD21

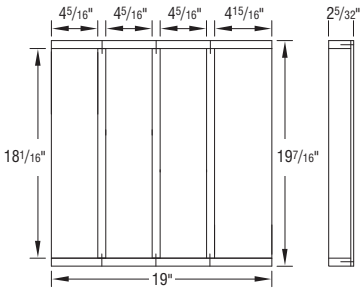

CUD24

	No. of Vertical Dividers	
CUD15	1	131
CUD18	2	131
CUD21	2	158
CUD24	3	192
CUD27	4	227
CUD30	4	245
CUD33	5	264
CUD36	5	281

- Available in 24" deep cabinets.
- CUD is not trimmable.

Custom Modifications - See page E•12.

CD	CW	PTOWB	SCPDRW
+	+		

+Modifications with a plus sign (+) have exceptions. In the digital PDF, click on the code in the chart for details. See page E•1 for Modification Index.

Description	Model	Price

Cooking Utensil Divider (continued)

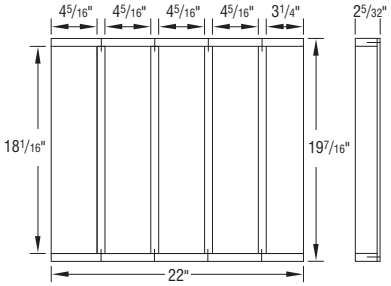

CUD27

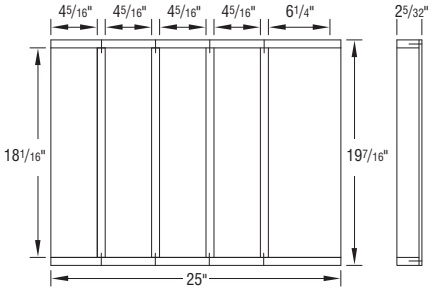

CUD30

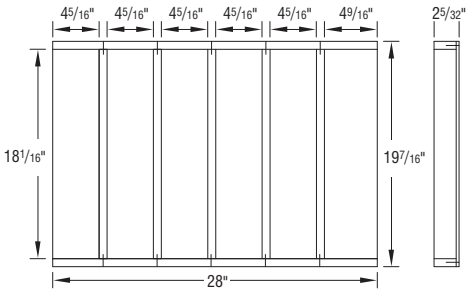

CUD33

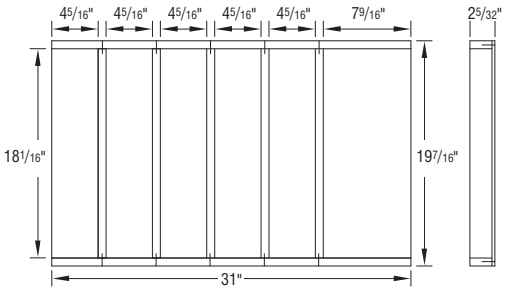

CUD36

Description	Model	Cabinet Width	Price
Cooking Utensil Divider Diagonal			
	CUDD24	24″	234
	CUDD30	30″	261
	CUDD36	36″	287

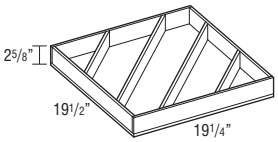

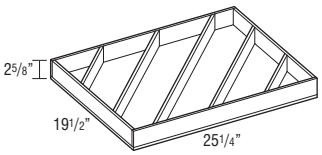

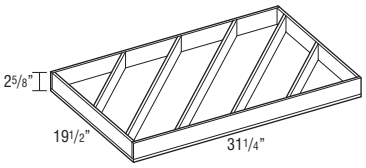

- Pre-assembled natural wood drawer insert (does not fit roll trays).

Modifications Are Not Available

Description	Model	Price
Wood Cutlery Divider		
	WCD12	108
	WCD15	108
	WCD18	108
	WCD21	132
	WCD24	161
	WCD27	161
	WCD30	161
	WCD33	187
	WCD36	187

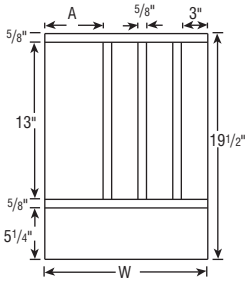

- Features hardwood.
- Cutlery dividers are only available in 24″ or 21″ deep cabinets.
- Specify size.
- 2 5/32″ high.

Model	W Dim.	A Dim.	No. of Vertical Dividers
WCD12	7 5/16″	3 11/16″	1
WCD15	10 5/16″	3 1/16″	2
WCD18	13 5/16″	6 1/16″	2
WCD21	16 5/16″	5 7/16″	3
WCD24	19 5/16″	4 13/16″	4
WCD27	22 5/16″	4 3/16″	5
WCD30	25 5/16″	3 9/16″	6
WCD33	28 5/16″	2 15/16″	7
WCD36	31 5/16″	5 15/16″	7

Modifications Are Not Available

Description	Model	Price
Wood Tiered Cutlery Divider		
	WTCD15	551
	WTCD18	567
	WTCD21	587
	WTCD24	605
	WTCD30	627
	WTCD36	666

- Includes Drawer Guides.
- Replaces standard drawer (5″ high frame opening).
- Requires field installation of drawer front.
- For use with 24″ deep cabinets only.
- Exterior Wood Tiered Cutlery Divider drawer box height is 3 3/4″, interior height of top tier is 1 5/8″, and interior height of bottom tier is 1 3/8″.

Modifications Are Not Available

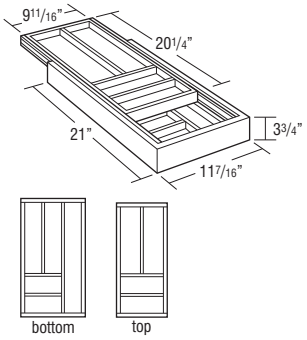

WTCD15

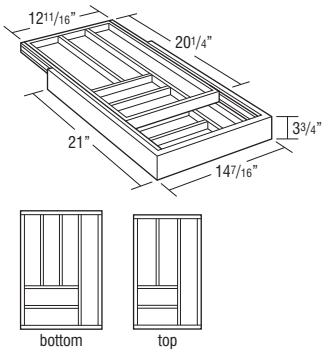

WTCD18

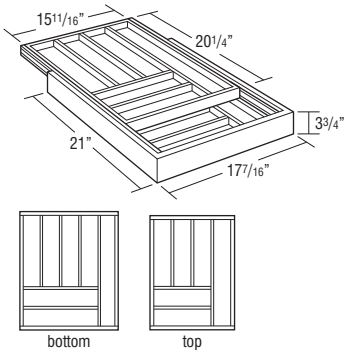

WTCD21

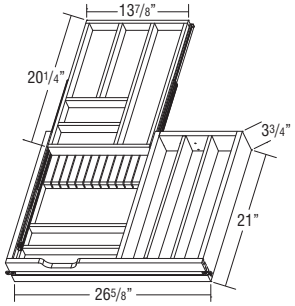

WTCD30

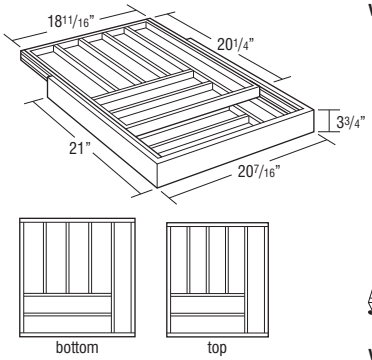

WTCD24

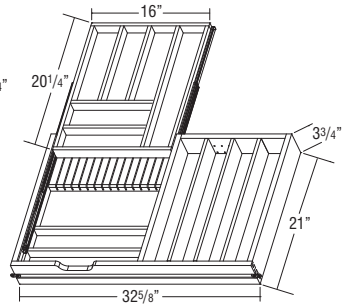

WTCD36

Description	Model	Price
Wood Tiered Cutlery Divider with K-Cup	**WTCDKCUP18**	747

- Only for use in 18″ wide units.
- Replaces standard drawer (5″ high frame opening).
- Includes Drawer Guides.
- Requires field installation of drawer front.
- Holds 40 K-Cups.
- For use with 24″ deep cabinets only.
- Exterior Wood Tiered K-Cup drawer box height is 3 3/4″, interior height of top tier is 1 5/8″, and interior height of bottom tier is 1 3/8″.

*K-CUP is a registered trademark of Keurig Green Mountain, Inc.

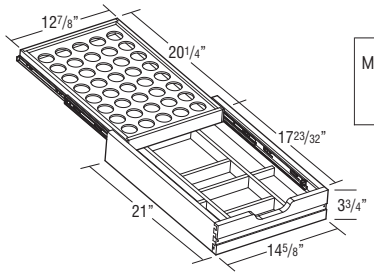

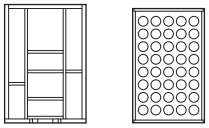

Modifications Are Not Available

Drawer Box Power Outlet	**DRWPWR1**	632

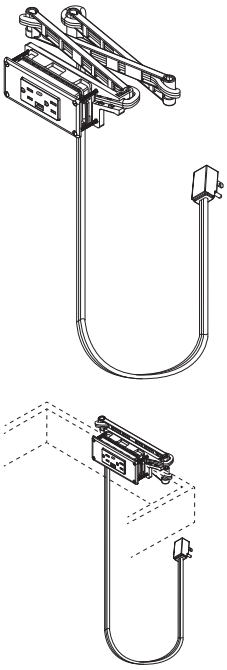

- Outlet has a total rated capacity of 15 amps.
- Includes two 120V electrical plug-ins with a total rated capacity of 15 amps, (1) USB-A and (1) USB-C charging ports.
- Cord has 3 ft. of length hanging freely from back mounting bracket. The cord is 14 gauge wire and features a standard 3-prong plug and is required to be plugged into an approved AFCI/GFCI dual function outlet for all applications.
- Outlet is ETL approved-compliant for electrical and other safety standards to U.S. and Canadian safety including UL standards.
- Requires field installation including a 4.25″ x 2.13″ square hole to be cut into the back of the drawer box.
- Outlet face plate measures 5.22″ x 2.3″ and will extend 3/16″ into drawer box.
- A minimum drawer box height of 2 5/8″ is required for installation.
- For use in base cabinet widths of 18″ to 36″.
- For use in cabinet depths of 15″, 18″, 21″, and 24″.

Modifications Are Not Available

Description	Model	Price
Organization Kits, Flatware Insert	**ORGK1**	477
	• 11 3/16″W x 2 9/16″H	
	ORGK2	502
	• 15″W x 2 9/16″H	

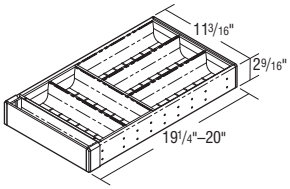

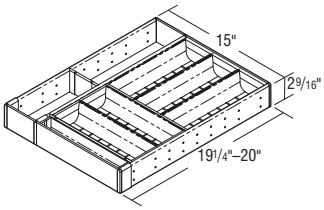

- Fits 21″ deep drawer box (24″ cabinet depth).
- Stainless steel and gray nylon.
- Dishwasher safe up to 170º.
- Shipped loose for field installation.
- Can combine kits to fit drawer width.

Modifications Are Not Available

Organization Kits, Flatware Adjustable Insert	**ORGK3**	526
	• 15 3/4″ to 16 1/2″W x 2 9/16″H	
	ORGK4	551
	• 18 3/4″W to 19 1/2″ x 2 9/16″H	

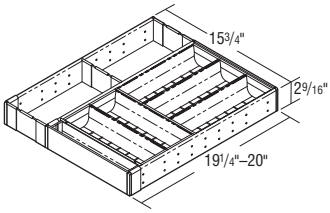

- Fits 21″ deep drawer box (24″ cabinet depth).
- Spring-loaded width adjustable.
- Stainless steel and gray nylon.
- Dishwasher safe up to 170º.
- Shipped loose for field installation.
- Can combine kits to fit drawer width.

Modifications Are Not Available

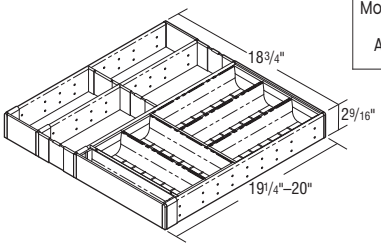

Organization Kits, Odds and Ends Insert	**ORGK5**	305
	• 4 1/4″W x 2 9/16″H	
	ORGK6	452
	• 11 7/8″W x 2 9/16″H	

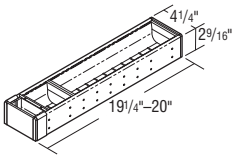

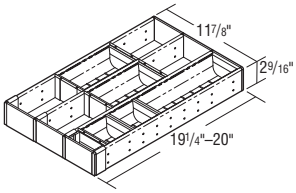

- Fits 21″ deep drawer box (24″ cabinet depth).
- Stainless steel and gray nylon.
- Dishwasher safe up to 170º.
- Shipped loose for field installation.
- Can combine kits to fit drawer width.

Modifications Are Not Available

Description	Model	Price
Organization Kits, Utensils Insert	**ORGK7** • 4 1/4″W x 2 9/16″H	202
	ORGK8 • 11 9/16″W x 2 9/16″H	301

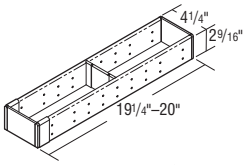

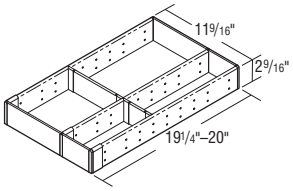

- Fits 21″ deep drawer box (24″ cabinet depth).
- Stainless steel and gray nylon.
- Dishwasher safe up to 170°.
- Shipped loose for field installation.
- Can combine kits to fit drawer width.

Modifications Are Not Available

Description	Model	Price
Organization Kit, Tray, Small	**ORGKTRAYS** • 3 7/16″	30

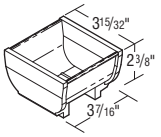

- Additional trays and dividers to add to and customize available kits.
- Stainless steel and gray nylon.
- Dishwasher safe up to 170° depth).

Modifications Are Not Available

Description	Model	Price
Organization Kit, Tray, Medium	**ORGKTRAYM** • 7″	36

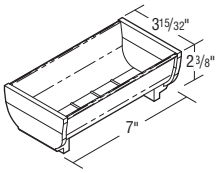

- Additional trays and dividers to add to and customize available kits.
- Stainless steel and gray nylon.
- Dishwasher safe up to 170° depth).

Modifications Are Not Available

Description	Model	Price
Organization Kit, Tray, Long	**ORGKTRAYL** • 10 1/4″	41

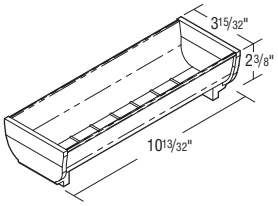

- Additional trays and dividers to add to and customize available kits.
- Stainless steel and gray nylon.
- Dishwasher safe up to 170° depth).

Modifications Are Not Available

Description	Model	Price
Organization Kit, Drawer Divider Single	**ORGKDIVSNG** • 3 7/16″ x 2 1/2″	13

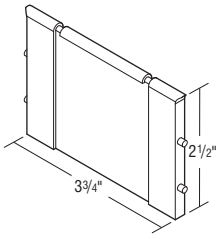

- Additional trays and dividers to add to and customize available kits.
- Stainless steel and gray nylon.
- Dishwasher safe up to 170° depth).

Modifications Are Not Available

Description	Model	Price
Organization Kit, Drawer Divider Double	**ORGKDIVDBL** • 7″ x 2 1/2″	19

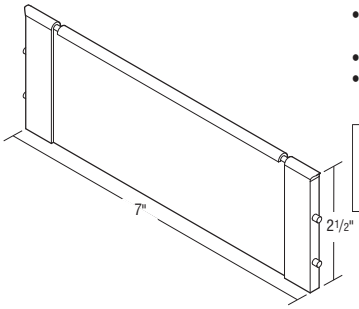

- Additional trays and dividers to add to drawers.
- Stainless steel and gray nylon.
- Dishwasher safe up to 170° depth).

Modifications Are Not Available

Description	Model	Price
Organization Kit, Drawer Divider	**ORGKDPDIV** • 42 13/32″ x 4 11/32″	87

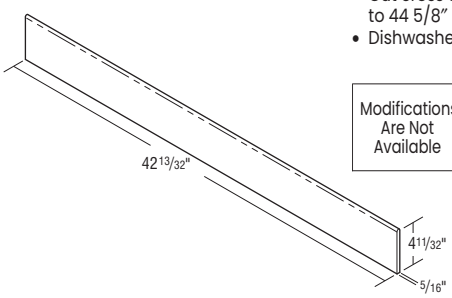

- Cut cross dividers to fit drawer width, up to 44 5/8″ interior width drawer box.
- Dishwasher safe up to 170°.

Modifications Are Not Available

Description	Model	Price
Organization Kit, Deep Drawer Side Rail	**ORGKDPSIDERL** • 19 1/4″–20″ x 4 25/32″	43

- Fits 21″ deep drawer box (24″ cabinet depth).
- Dishwasher safe up to 170°.

Modifications Are Not Available

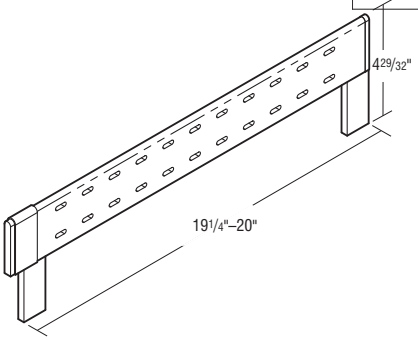

Description	Model	Price
Organization Kit, Deep Drawer Divider	**ORGKDDRWDIV** • 4 9/32″ x 4 9/16″	28

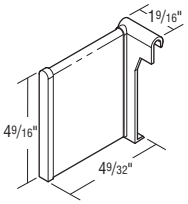

- Dishwasher safe up to 170°.

Modifications Are Not Available

Description	Model	Price
Organization Kit, Deep Drawer Connector	**ORGKDDRCON**	11

- 2 3/32″ x 4 7/16″
- Dishwasher safe up to 170º.

Modifications Are Not Available

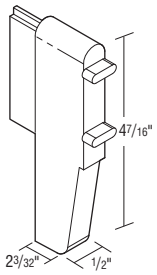

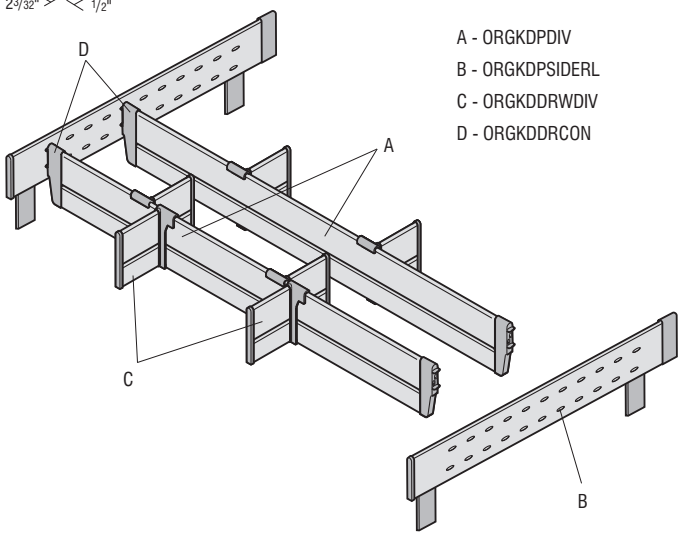

A - ORGKDPDIV
B - ORGKDPSIDERL
C - ORGKDDRWDIV
D - ORGKDDRCON

Description	Model	Price
Organization Kit, Plate Holder	**ORGKPLTHLDR**	268

- Non-slip rubber feet.
- High quality nylon and stainless steel.
- Adjustable width: 10 1/4″ to 16″ x 6 3/4″ high x 6″ deep.
- Adjusts for plates 7 1/16″ to 12 5/8″.

Modifications Are Not Available

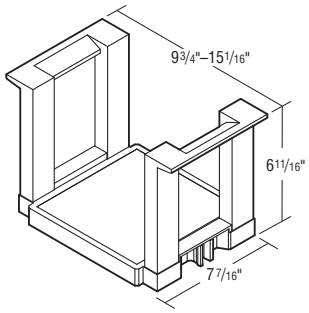

Description	Model	Price
Organization Kit, Spice	**ORGKSPICE**	280

- Set includes 2 trays and 4 feet.
- High quality nylon and stainless steel.
- 11 1/8″ wide x 4 3/4″ high x 7 7/16″ Deep.

Modifications Are Not Available

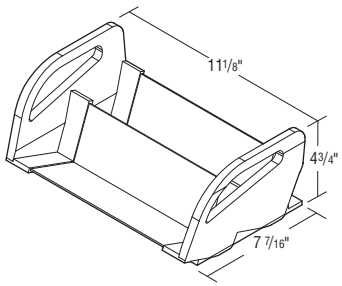

Description	Model	Price
Organization Kit, Knife Holder	**ORGKKNIFEHLDR**	159

- Can be installed using the cutlery/utensil organizers or can be attached to drawer box bottom.
- Holds up to 9 knives of different sizes.
- Dishwasher safe up to 170º.
- Includes 4 handle supports for large knives.
- 2 3/8″ high x 7 1/8″ wide x 7 7/16″ deep.

Modifications Are Not Available

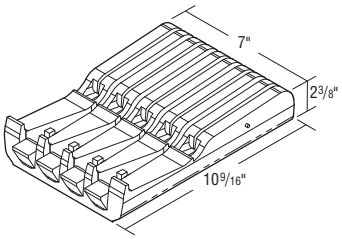

Description	Model	Price
Organization Kit, Wrap Dispenser	**ORGKWRAPDISP**	231

- Can be installed using the cutlery/utensil organizers or can be attached to drawer box bottom.
- Dispenser snaps in and out of feet screwed to drawer box bottom.
- Dispenser can be used on the countertop or while still in the drawer.
- Maximum roll size is 1 3/4″ diameter x 13″ length (100 sq ft roll).

Modifications Are Not Available

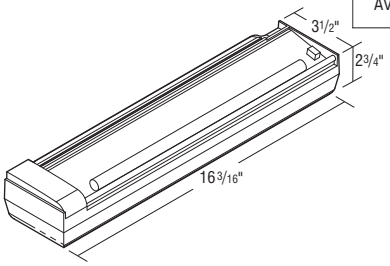

Description	Model	Price
Organization Kit, Foil Dispenser	**ORGKFOILDISP**	231

- Can be installed using the cutlery/utensil organizers or can be attached to drawer box bottom.
- Dispenser snaps in and out of feet screwed to drawer box bottom.
- Dispenser can be used on the countertop or while still in the drawer.
- Maximum roll size is 1 3/4″ diameter x 13″ length (250 sq ft roll).

Modifications Are Not Available

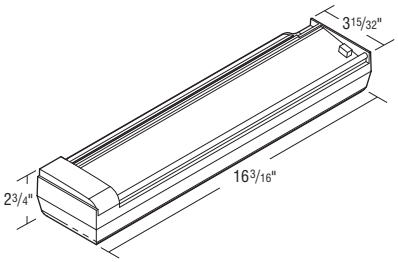

Description	Model	Price
Drawer Box Only	**DRWBOXONLY24PG**	97
	• Up to 24″ wide	
	DRWBOXONLY36PG	103
	• 27″ to 36″ wide	
	DRWBOXONLY48PG	112
	• 39″ to 48″ wide	

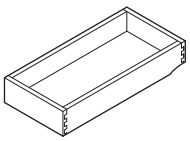

Notes below apply to all products in section above:

- Available in heights of 2″, 3 3/8″, 6 3/8″, and 10″.
- Maximum width is 32″ for 10″ high drawer box.
- Drawer front and slides must be ordered separately.

Modifications Are Not Available

Description	Model	Price
Tip-out Tray, Slim Stainless Steel	**TOTS10SS**	307
	TOTS13SS	307
	TOTS16SS	307
	TOTS19SS	307
	TOTS25SS	307
	TOTS31SS	307

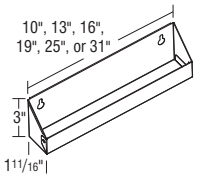

- Tip-out Trays protrude 3/4″ into the cabinet on Full Overlay Styles and 1 1/16″ into Non-Beaded and Beaded Inset Styles.
- Two tip-out scissor hinges per tray.

For field installation behind drawer fronts on SB and VSB units.

Cabinet Width	No. of Cabinet False Panels on Cabinet	Tip-out Tray to Order	No. of Tip-out Trays Needed
18″	1	TOTS13SS	1
21″	1	TOTS16SS	1
24″	1	TOTS19SS	1
27″	1	TOTS19SS	1
30″	1	TOTS25SS	1
33″	1	TOTS25SS	1
33″	2	TOTS10SS	2
36″	1	TOTS31SS	1
36″	2	TOTS13SS	2
39″	1	TOTS31SS	1
39″	2	TOTS13SS	2
42″	2	TOTS16SS	2
45″	2	TOTS16SS	2
48″	2	TOTS19SS	2

Modifications Are Not Available

Description	Model	Price
Tip-out Tray	**TOT15**	101
	TOT18	106

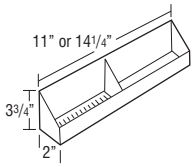

- Kit includes two white plastic trays and one pair of tip-out hinges that attaches to the inside of the false panel.
- Tip-out Trays are stain resistant, moisture resistant plastic to allow storage of sponges and other cleaning materials.
- One tip-out tray per false panel on cabinets less than 30″ wide and greater than 36″ wide, two tip-out trays attached to one false panel on 30″-36″ wide cabinets.
- Clean using a mild soap and water. Avoid scalding water.

Model	Width	Application
TOT15	11″	SB30, SB33
TOT18	14 1/4″	SB21, SB24, SB27, SB36, SB39, SB42, SB45, SB48

Modifications Are Not Available

Description	Model	Price
U-shaped Drawer Box Only	**UDRWBOXONLY2421**	97
	UDRWBOXONLY3621	103
	UDRWBOXONLY4821	112
	UDRWBOXONLY24	97
	UDRWBOXONLY36	103
	UDRWBOXONLY48	112

U-SHAPED DRAWER ON SELECT BATH BASE CABINETS

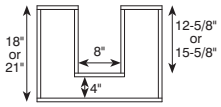

- For 21″ deep cabinets, specify the UDRWBOXONLY_ _21. For 24″ deep cabinets, specify the UDRWBOXONLY_ _.
- 8″ and 4″ dimensions of U-shape stays constant for all drawer box sizes, the legs of U-shape are either 12 5/8″ or 15 5/8″.
- Available in heights of 2″, 3 3/8″, and 6 3/8″.
- Maximum width is 38 7/16″ for 2″ high drawer box.
- Not available with: Any drawer insert or pull-out (CD, BBOARD, WTCD, etc).

Modifications Are Not Available

Description	Model	Price
U-shaped Roll Tray Kit	**URTK2421**	375
	URTK2721	419
	URTK3021	419
	URTK3321	419
	URTK3621	419
	URTK24	375
	URTK27	419
	URTK30	419
	URTK33	419
	URTK36	419

U-SHAPED DRAWER ON SELECT BATH BASE CABINETS

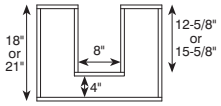

- For 21" deep cabinets, specify the URTK_ _21. For 24" deep cabinets, specify the URTK_ _.
- 8" and 4" dimensions of U-shape stays constant for all drawer box sizes, the legs of U-shape are either 12 5/8" or 15 5/8".
- Not available with: Any drawer insert or pull-out.

Custom Modifications - See page E•12.

CD	CW	IPE	PTOWB	RPE	SCPDRW
+	+	•		•	•

+Modifications with a plus sign (+) have exceptions. In the digital PDF, click on the code in the chart for details. See page E•1 for Modification Index.

Description	Model	Price
U-shaped Deep Roll Tray Kit	**UDRTK2421**	375
	UDRTK2721	419
	UDRTK3021	419
	UDRTK3321	419
	UDRTK3621	419
	UDRTK24	375
	UDRTK27	419
	UDRTK30	419
	UDRTK33	419
	UDRTK36	419

U-SHAPED DRAWER ON SELECT BATH BASE CABINETS

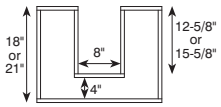

- For 21" deep cabinets, specify the UDRTK_ _21. For 24" deep cabinets, specify the UDRTK_ _.
- 8" and 4" dimensions of U-shape stays constant for all drawer box sizes, the legs of U-shape are either 12 5/8" or 15 5/8".
- Available in conjunction with Scoop Drawer.
- Not available with: Any drawer insert or pull-out.

Custom Modifications - See page E•12.

CD	CW	IPE	PTOWB	RPE	SCPDRW
+	+	•		•	•

+Modifications with a plus sign (+) have exceptions. In the digital PDF, click on the code in the chart for details. See page E•1 for Modification Index.

Description	Model	Price
Shelf Kit, Glass	**S-KTG1221**	278
	S-KTG1521	289
	S-KTG1821	293
	S-KTG2121	329
	S-KTG2421	345
	S-KTG2721	351
	S-KTG3021	360

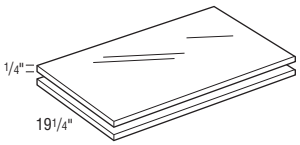

- Kit includes two 1/4" glass shelves.
- Glass shelves sized to fit standard cabinet with no modifications that affect the size of the shelf. Recess/Raised Panel Ends, Inset Panel End, modification not available in conjunction with glass shelf kit.

Modifications Are Not Available

Description	Model	Price
Shelf Kit, Glass	**S-KTG912**	200
	S-KTG913	200
	S-KTG126	188
	S-KTG129	188
	S-KTG1212	212
	S-KTG1213	212
	S-KTG156	195
	S-KTG159	195
	S-KTG1512	221
	S-KTG1513	221
	S-KTG186	200
	S-KTG189	200
	S-KTG1812	224
	S-KTG1813	224
	S-KTG216	228
	S-KTG219	228
	S-KTG2112	263
	S-KTG2113	263
	S-KTG246	240
	S-KTG249	240
	S-KTG2412	276
	S-KTG2413	276
	S-KTG276	244
	S-KTG279	244
	S-KTG2712	282
	S-KTG2713	282
	S-KTG306	250
	S-KTG309	250
	S-KTG3012	291
	S-KTG3013	291
	S-KTG336	264
	S-KTG339	264
	S-KTG3312	309
	S-KTG3313	309
	S-KTG366	278
	S-KTG369	278
	S-KTG3612	335
	S-KTG3613	335
	S-KTGWD24	421
	S-KTGWD2413	421
	S-KTGWDP2413	431
	S-KTGWD27	421

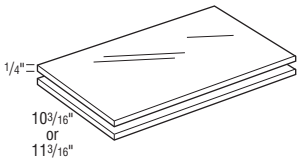

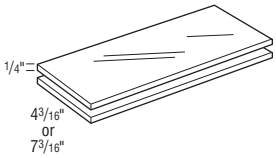

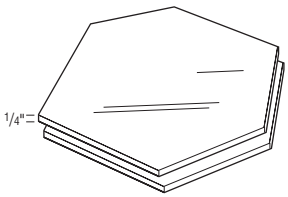

S-KTGWD

* Glass Shelves not available for WD2418, WD2424, and WD2724.

- Kit includes two 1/4" glass shelves.
- Glass shelves sized to fit standard cabinet with no modifications that affect the size of the shelf. Recess/Raised Panel Ends, Inset Panel End, modification not available in conjunction with glass shelf kit.

Modifications Are Not Available

Description	Model	Cabinet Height	Price
Wall Lazy Susan Kit			
	WLSK30	30″, 48″	500
	WLSK33	33″	500
	WLSK36	36″	500
	WLSK39	39″	500
	WLSK42	42″, 60″	500

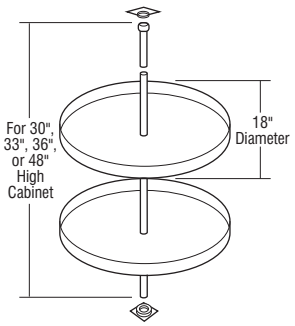

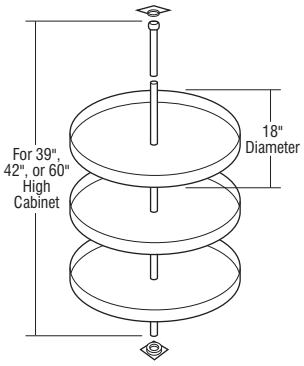

Modifications Are Not Available

Lid Organizer

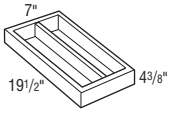

LO		338

- Available only for 24″ deep cabinets with roll tray.
- Each opening is 2 3/4″.

Modifications Are Not Available

Base Mixer Kit



	Cabinet Width	
MIXFHK18	18″	977
MIXFHK21	21″	982
MIXFHK24	24″	988

- Mixer Shelf features soft-close.
- For use in cabinet with full height door only.

Modifications Are Not Available

Base Pots and Pans Storage

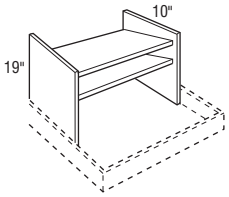

BPS24		878
BPS30		965
BPS36		1063

- Not available for 12″ deep cabinets.
- Kit is designed to be used with roll trays.

Modifications Are Not Available

Description	Model	Cabinet Width	Price
Breadboard Kit			
	BBOARDK12	12″	272
	BBOARDK15	15″	312
	BBOARDK18	18″	335
	BBOARDK21	21″	355
	BBOARDK24	24″	375

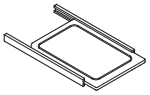

- Breadboards are 21/32″ thick.

Modifications Are Not Available

Peg Dish Organizer

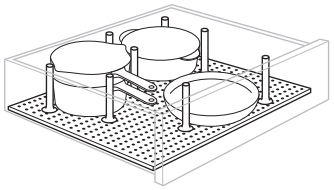

PDO		449
• 8 posts and board		
PDOPOSTS		109
• 4 posts		

- For use in 36″ wide Base Cabinets.
- Pegged board is 19/32″ thick.
- 29 15/16″ x 19 1/2″.

Modifications Are Not Available

Pots and Pan Pull-out

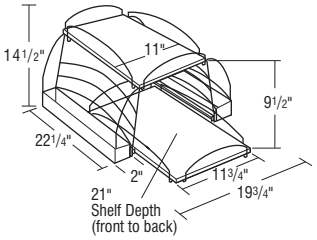

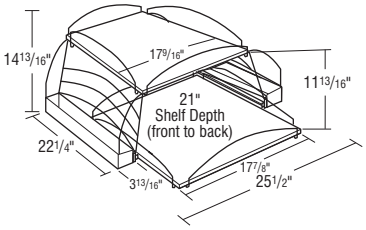

PPP24		1046
PPP30		1420

- Soft-close feature not available on pull-out.
- Pull-out mounts to floor of cabinet.

Modifications Are Not Available

Lid Adjustable Divider Pull-out Kit

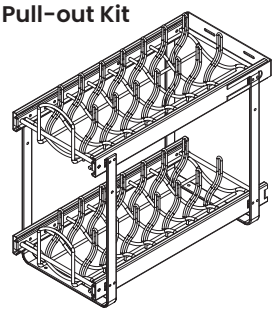

LIDADJDIVPK12		1104

- Lid pull-out will hold 6 lids per tray.
- Maximum lid diameter is 8 1/2″ on bottom tray and 9 3/4″ on top tray.
- Requires a minimum opening of 12″ wide x 24 1/2″ high x 21″ deep.
- Installation to bottom and back, may require block out on side for extra support.

Modifications Are Not Available

Description	Model	Price
Roll Tray Kit		
	RTK12ETUP	375
	RTK15ETUP	375
	RTK18ETUP	375
	RTK21ETUP	375
	RTK24ETUP	375
	RTK27ETUP	419
	RTK30ETUP	419
	RTK33ETUP	419
	RTK36ETUP	419
	RTK39ETUP NEW	419

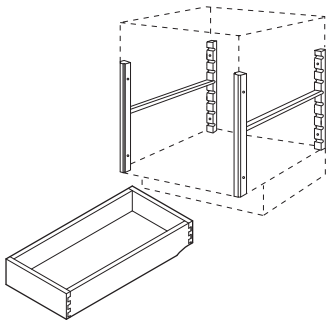

Roll Tray Quantity	Minimum Opening Height
1	9
2	9
3	13.5
4	17.5
5	21

- Wooden trays with wood mounting brackets, mounting slides, uprights, locking devices, and cross-members.
- If cabinet has Functional Door on end, roll trays will not install properly.
- Widths over 39" will require two roll trays.
- Not available on peninsula cabinets.

Custom Modifications - See page E•12.

CD	CW	IPE	PTOWB	RPE	SCPDRW
+	+	•			

+Modifications with a plus sign (+) have exceptions. In the digital PDF, click on the code in the chart for details. See page E•1 for Modification Index.

Description	Model	Price
Deep Roll Tray Kit		
	DRTK12ETUP	510
	DRTK15ETUP	510
	DRTK18ETUP	510
	DRTK21ETUP	510
	DRTK24ETUP	510
	DRTK27ETUP	553
	DRTK30ETUP	553
	DRTK33ETUP	553
	DRTK36ETUP	553
	DRTK39ETUP NEW	553

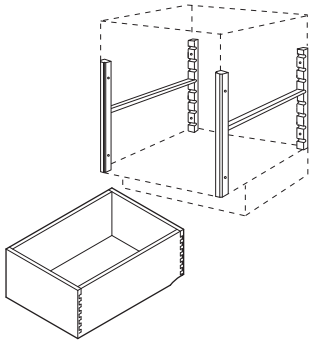

Roll Tray Quantity	Minimum Opening Height
1	9
2	20
3	30
4	41
5	51

- Wooden trays with wood mounting brackets, mounting slides, uprights, locking devices, and cross-members.
- If cabinet has Functional Door on end, roll trays will not install properly.
- Widths over 39" will require two roll trays.
- Not available on peninsula cabinets.

Custom Modifications - See page E•12.

CD	CW	IPE	PTOWB	RPE	SCPDRW
+	+	•			

+Modifications with a plus sign (+) have exceptions. In the digital PDF, click on the code in the chart for details. See page E•1 for Modification Index.

Description	Model	Price
Scooped Roll Tray Kit		
	SRTK12	442
	SRTK15	442
	SRTK18	442
	SRTK21	442
	SRTK24	442
	SRTK27	486
	SRTK30	486
	SRTK33	486
	SRTK36	486
	SRTK39 NEW	486

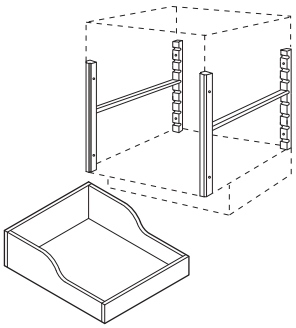

Roll Tray Quantity	Minimum Opening Height
1	9
2	16
3	24
4	33
5	41

- Wooden trays with wood mounting brackets, mounting slides, uprights, locking devices, and cross-members.
- If cabinet has Functional Door on end, roll trays will not install properly.
- Widths over 39" will require two roll trays.
- Not available on peninsula cabinets.

Custom Modifications - See page E•12.

CD	CW	IPE	PTOWB	RPE	SCPDRW
+	+	•		•	

+Modifications with a plus sign (+) have exceptions. In the digital PDF, click on the code in the chart for details. See page E•1 for Modification Index.

Description	Model	Price
Sliding Towel Rack		
	STR	162

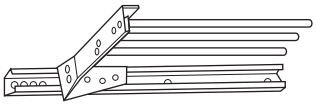

- Minimum opening width is 9".
- Not available in conjunction with Wide Stiles.
- Minimum cabinet depth of 24".

Modifications Are Not Available

EZ-Org™ Modular Pull-out

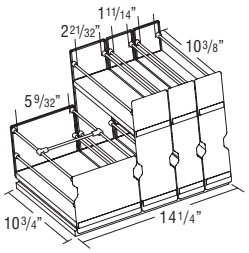

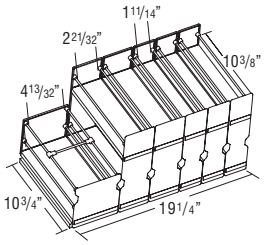

EZORG18	432
EZORG24	575

- EZORG18 includes four pull-out racks installed onto a wood base for use in an 18″ wide or wider cabinet. Outside rack dimensions:
  one 5 7/8″ wide x 5 3/4″ high
  one 3 1/4″ wide x 10 3/4″ high
  two 2 3/8″ wide x 10 3/8″ high
- EZORG24 includes six pull-out racks installed onto a wood base for use in a 24″ wide or wider cabinet. Outside rack dimensions:
  one 5″ wide x 5 3/8″ high
  two 3 1/4″ wide x 10 3/4″ high
  three 2 3/8″ wide x 10 3/8″ high
- Entire pull-out must be installed as one unit, cannot remove racks from wood base for individual installation.
- Racks feature natural finish wood shelves with wire racks and frosted front and back panels. Guides are full extension and do not feature soft-close.
- Maximum Weight Capacity:
  2 3/8″ and 3 1/4″ wide racks: 7 lbs.
  5″ and 5 7/8″ wide racks: 20 lbs.
- Must be installed on the floor of the cabinet. Cannot be installed on an adjustable shelf.
- Field installation requires attaching wood base to cabinet bottom with pre-drilled mounting holes, includes 4 screws and instructions.
- Installation height clearance of 12″ minimum is recommended.

Modifications Are Not Available

Spice Rack, Chrome

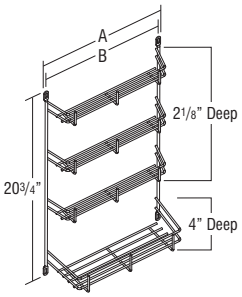

SRCH12C	105
SRCH15C	117
SRCH18C	128

- Designed for base cabinets only. Mounts to door top and bottom rails.

Model	A	B	Fits
SRCH12C	7 7/8″	8 13/50″	B15, B30, B33
SRCH15C	10 5/8″	11″	B18, B36
SRCH18C	13 5/8″	14″	B21, B24 L or R

A = Hole Centers Width
B = Outside Overall Widths

Modifications Are Not Available

Description	Model	Price
Spice Insert, Tiered	**SPICEINTIER18**	202
	SPICEINTIER24	231

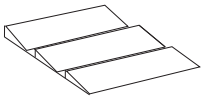

- Available in 24″ depth only.
- Spice Drawer Insert not trimmable, and is a clear coat natural interior plywood.

Modifications Are Not Available

Spice Insert, Pantry Pull-out	**SPICEINPO12**	492
	SPICEINPO15	545

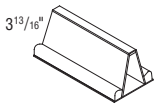

- Available in 24″ depth only.
- For BPP*SI & BPP only.

Modifications Are Not Available

Wine Glass Holder	**WGH15**	215
	WGH18	276
	WGH21	335
	WGH24	379
	WGH27	431
	WGH30	478
	WGH33	531
	WGH36	584

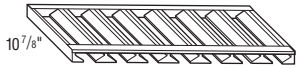

Model	Dim.	Slots
WGH15	12 1/8″	3
WGH18	16″	4
WGH21	19 13/16″	5
WGH24	19 7/8″	5
WGH27	23 21/32″	6
WGH30	27 17/32″	7
WGH33	31 7/16″	8
WGH36	34 7/16″	9

Modifications Are Not Available

Tray Divider, Specify	**TDS**	184

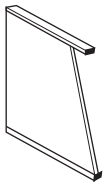

- Specify cabinet opening.
- Minimum cabinet depth is 9″.
- Maximum cabinet depth is 24″.
- Minimum opening height is 15″.
- Maximum opening height is 39″.

Modifications Are Not Available

Description	Model	Price

Tray Divider Roll-out

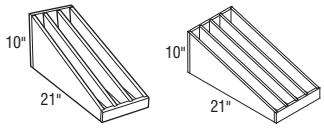

	Cabinet Width	
TDRO12	12″	458
TDRO15	15″	492

- 12″ dimensions – 7 9/16″ W x 21″ D x 10″ H.
- 15″ dimensions – 10 9/16″ W x 21″ D x 10″ H.
- Installation hardware included.

Modifications Are Not Available

Vanity Roll-out Rack, Chrome

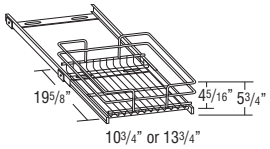

VCRR1521C		209
VCRR1821C		226

- VCRR1521C requires installation to a fixed shelf or cabinet bottom in a minimum 21″ deep cabinet with a minimum frame opening of 12″.
- VCRR1521C installed dimensions: 19 3/4″ deep x 11″ wide x 5 3/4″ high.
- VCRR1821C requires installation to a fixed shelf or cabinet bottom in a minimum 21″ deep cabinet with a minimum frame opening of 15″.
- VCRR1821C installed dimensions: 19 3/4″ deep x 14″ wide x 5 3/4″ high.
- Roll-out rack is full extension.
- See chart for recommended cabinet list, requires sufficient field plumbing clearance.

Model	Applicable Cabinet Width	
	VCRR15C	VCRR18C
L1D1884H		18" (upper section)
L1D1884, L1D1884ALV		18"
VCE_	54" (side doors)	36", 60" (side doors)
VCD6D_		42"
VB_	15", 30"	18", 36"
VSB_	15", 30"	18", 36"

Modifications Are Not Available

Vanity Pantry Pull-out Kit

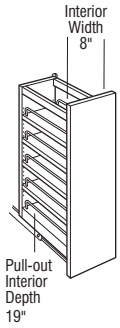

VPPK12	766

- Soft-close feature not available.

Modifications Are Not Available

Description	Model	Price

Wall Spice Pull-out Kit

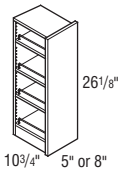

WSPK9	712
WSPK12	766

- Pull-out features soft-close.

Modifications Are Not Available

Broom Clip

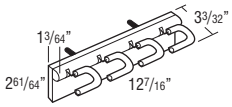

BRMCLP	85

Modifications Are Not Available

Wastebasket Kit

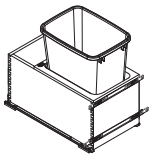

BWBK15

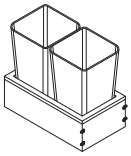

BWBDK15-2

BWBDK18-2

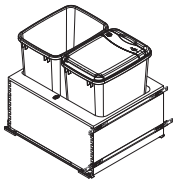

BWBDK21-2 - BWBDK24-2

	Cabinet Width	
BWBK15	15″	585
BWBDK15-2	15″	585
BWBDK18-2	18″	615
BWBDK21-2	21″	653
BWBDK24-2	24″	685

- Wastebasket dimensions for BWBK15, BWBDK18-2, BWBDK21-2, and BWBDK24-2 – 14 3/8″ W x 18″ H x 10 1/2″ D.
- Wastebasket dimensions for BWBDK15-2 – 10 5/8″ W x 17 3/4″ H x 10 5/8″ D.
- BWBK15 includes one 35 quart wastebasket.
- BWBKD15-2 has two 27 quart wastebaskets.
- BWBDK18-2, BWBDK21-2, and BWBDK24-2 hold two 35 quart wastebaskets. One wastebasket includes lid.
- Wastebasket is a gray.
- Full height door recommended for 21″ and 24″ dual wastebaskets on inset cabinets.
- Wastebasket pull-out box will be 6 3/8″ high.

Custom Modifications - See page E•12.

CD	CW	PTOWB	SCPDRW
+	+	+	

+Modifications with a plus sign (+) have exceptions. In the digital PDF, click on the code in the chart for details. See page E•1 for Modification Index.

Description	Model	Price

Wastebasket Kit, Full Height

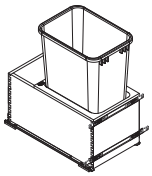

BWBKFH15 - BWBFHK18

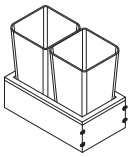

BWBDFHK15-2

BWBDFHK18-2

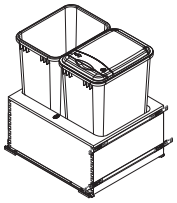

BWBDFHK21-2 - BWBDFHK24-2

Model	Cabinet Width	Price
BWBFHK15	15″	1023
BWBDFHK15-2	15″	585
BWBFHK18	18″	1046
BWBDFHK18-2	18″	615
BWBDFHK21-2	21″	1049
BWBDFHK24-2	24″	1049

- For BWB Cabinet with Full Height Door.
- Wastebasket dimensions for BWBFHK15, BWBFHK18, BWBDFHK21-2, and BWBDFHK24-2 – 14 3/4″ W x 21 3/4″ H x 10 11/16″ D.
- Wastebasket dimensions for BWBDFHK15-2 – 10 5/8″ W x 17 3/4″ H x 10 5/8″ D.
- Wastebasket dimensions for BWBDFHK18-2 – 10 1/2″ W x 18″ H x 14 3/8″ D.
- BWBFHK15 and BWBFHK18 hold one 50 quart wastebasket.
- BWBDFHK15-2 has two 27 quart wastebaskets.
- BWBDFHK18-2 has two 35 quart wastebaskets and one lid.
- BWBDFHK21-2 and BWBDFHK24-2 hold two 50 quart wastebaskets. One wastebasket includes lid.
- Wastebasket is a gray.
- BWBDFHK15-2 will have a 6 3/8″ high wastebasket pullout box.
- BWBFHK15, BWBFHK18, BWBDFHK18-2, BWBDFHK21-2, and BWBDFHK24-2 will have a 10″ high wastebasket pull-out box.
- Full height door recommended for 21″ and 24″ dual wastebaskets on inset cabinets.

Custom Modifications - See page E•12.

CD	CW	PTOWB	SCPDRW
+	+	+	

+Modifications with a plus sign (+) have exceptions. In the digital PDF, click on the code in the chart for details. See page E•1 for Modification Index.

Wastebasket Insert, 27 Quart

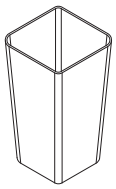

BWBIN27 50

- For 15″ wide base cabinets.
- For 6 3/8″ high wastebasket pull-out box.
- 27 Quart Capacity.
- 2 wastebaskets required.
- Wastebasket dimensions – 10 5/8″ W x 10 5/8″ D x 17 3/4″ H.
- Wastebasket is a gray.

Modifications Are Not Available

Description	Model	Price

Wastebasket Insert, 35 Quart



BWBIN35 55

- For 15″, 18″, 21″ and 24″ wide base cabinets.
- For 6 3/8″ high wastebasket pull-out box.
- 35 Quart Capacity.
- 2 wastebaskets required for 18″, 21″, or 24″ wide base cabinets.
- Wastebasket dimensions – 14 1/4″ W x 17 7/8″ H x 10 7/16″ D.
- Wastebasket is a gray.

Modifications Are Not Available

Wastebasket Insert, 50 Quart

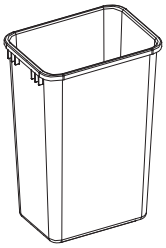

BWBIN50 84

- For 18″ and 21″ wide base cabinets.
- For 10″ high wastebasket pull-out box.
- 50 Quart Capacity.
- One 50 quart wastebasket for 18″ application.
- Two 50 quart wastebaskets for 21″ application.
- Wastebasket dimensions – 14 3/4″ W x 21 3/4″ H x 10 11/16″ D.
- Wastebasket is a gray.

Modifications Are Not Available

Wastebasket Lid

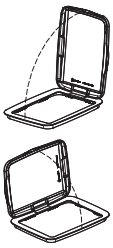

BWBLID 97

- Designed for use with 30 and 50 quart wastebaskets.
- Can only be used on front wastebasket.

Modifications Are Not Available

Hamper Kit, Chrome

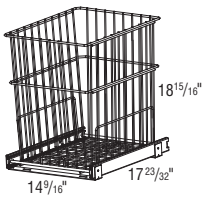

HAMPERK18C 747

- For 18″ wide base cabinet

Modifications Are Not Available

Description	Model	Price
Linen Closet Hamper Liner	**LCHAMPERLNR**	95

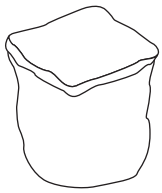

- Replacement cloth liner for use with L1D_H, L_DRH-C and VB_HFH.

Modifications Are Not Available

Pots and Pans Pull-out Kit with Adjustable Dividers

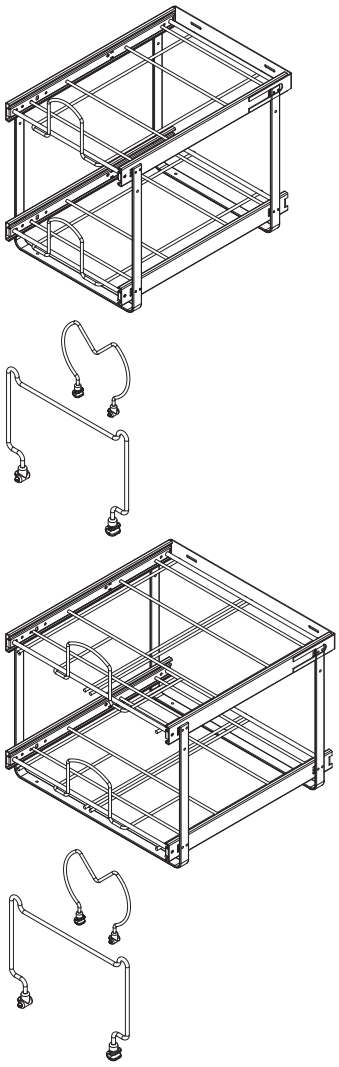

	Tray Dividers Included	
PPPKADJDIV15	8	1168
PPPKADJDIV21	16	1559

- PPPKADJDIV15 requires a minimum opening of 15″ wide x 24 1/2″ high x 21″ deep.
- PPPKADJDIV21 requires a minimum opening of 21″ wide x 24 1/2″ high x 21″ deep.
- Installation to bottom and back, may require block out on side for extra support.

Modifications Are Not Available

Description	Model	Price
Shelf Pull-down, Chrome	**SHLFPD36C**	1448

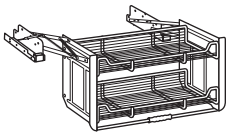

- Shelf Pull-down dimensions: 18 11/64″ high x 28 1/4″ wide x 8 1/2″ deep.
- Clearance dimensions: 19 3/8″ high x 15 3/8″ wide.
- Maximum Weight Capacity: 26 lbs.
- Must be installed on the floor of the cabinet. Cannot be installed on an adjustable shelf.

Modifications Are Not Available

CabMat™

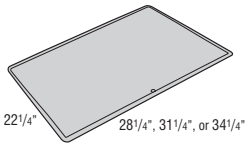

CABMAT30	273
CABMAT33	273
CABMAT36	273

- Designed to capture spills and is removable for cleaning.
- Not trimmable. Can also be used in wider cabinets but will create a small void of unprotected area along the end panels.
- CabMat™ is also available installed as a modification for easy size selection by cabinet, see CMAT on page E•19.
- Inset on sink base cabinets will utilize the vanity CabMat™ size.

	Cabinet Size	
	Width	Depth
CABMAT30	30″	24″
CABMAT33	33″	24″
CABMAT36	36″	24″

Modifications Are Not Available

CabMat™

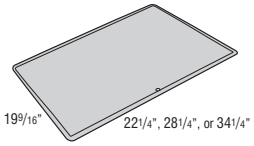

CABMATV24	273
CABMATV30	273
CABMATV36	273

- Designed to capture spills and is removable for cleaning.
- Not trimmable. Can also be used in wider cabinets but will create a small void of unprotected area along the end panels.
- CabMat™ is also available installed as a modification for easy size selection by cabinet, see CMAT on page E•19.
- CabMat™ not available on inset vanity cabinets.

	Cabinet Size	
	Face Frame Opening	Depth
CABMATV24	21″-24″	21″
CABMATV30	27″-30″	21″
CABMATV36	33″	21″

Modifications Are Not Available

Description	Model	Price
Toekick Vacuum	TOEKICKVAC	520

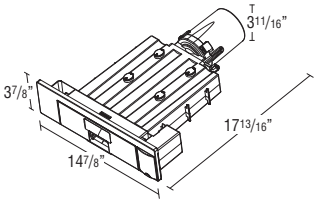

- 120V compact vacuum cleaner for field installation into the toekick area of base cabinets. Toekick area must be routed for vacuum to be inserted and screwed into place.
- Flooring installation must be compatible with the vacuum by ensuring the bottom of the cabinet is flush with the top of the flooring to allow clearance for the tray to open to access the bag and filter. The flooring should either be installed under the cabinets or the cabinets can be raised to the flooring level.
- Vacuum is 120V-60Hz, rated current of 5 amps, and rated input power is 650W.
- Cord is 10 ft. from the right side of the unit and features a standard 3-prong plug for use in any household outlet.
- Built-in switch can be gently tapped to turn the unit on and off.
- Should not be installed in a sink base, bathroom, outdoors, or in other wet environments. Do not expose to moisture, rain, or snow. Do not pick up water or sweep water into the vacuum.
- For installation in the front toekick, cabinet must have a minimum depth of 22" and a minimum width of 18". For installation in an end panel, cabinet must have a minimum depth of 21" and a minimum width of 21".
- TOEKICKVAC includes three reusable 0.5 gallon vacuum bags and one HEPA filter.
- Plastic faceplate features a stainless steel look.
- An air exhaust opening equal to 8" sq (50 cm sq) is required in an area adjacent to the TOEKICKVAC at the rear or side of the cabinet, where cabinets are tight to the floor.

Modifications Are Not Available

AUTOMATIC OPENING MECHANISM PARTS

Description	Model	Price
Automatic Opening Mechanism Activation Switch	AOMCTSWITCH	197

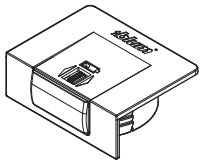

Modifications Are Not Available

Description	Model	Price
Automatic Opening Mechanism Cable Connector	AOMCABLECONN	37

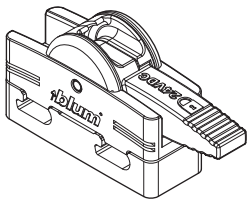

Modifications Are Not Available

Description	Model	Price
Automatic Opening Mechanism Cable End Protector	AOMCABLEPROT	11



Modifications Are Not Available

Description	Model	Price
Automatic Opening Mechanism Universal Cable, 26′	AOMCABLE	223

Modifications Are Not Available

Description	Model	Price
Automatic Opening Mechanism Cable Clip	AOMCABLECLIP	19

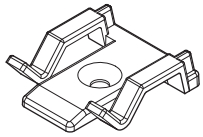

Modifications Are Not Available

Description	Model	Price

MISCELLANEOUS ITEMS

Shelf Peg

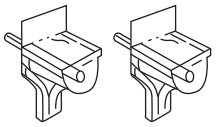

Model	Price
SHELFPEGS	9

- Includes 12 plastic shelf clips and 3mm steel pin with clear plastic shoulder.

Modifications Are Not Available

Glass Insert Clips

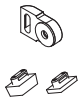

Model	Price
GLSINSCLIPADJ	25

- Package of 6 includes clear plastic retainer clips, screws, and PVC inserts.
- For use when inserting glass for Mullion and Cut-for-glass doors.
- Five styles of PVC inserts are included for varying glass thickness and/or door styles.

Modifications Are Not Available

Bumper Pads, Stem

Model	Price
BUMPERSTEM10	4

- Sold in quantities of 10.

Modifications Are Not Available

Hinge Shim

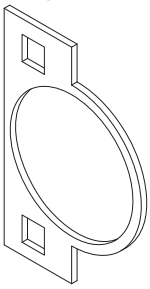

HNGSHIMDEP5

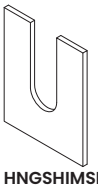

HNGSHIMSIDE5

Model	Price
HNGSHIMDEP5	45
HNGSHIMSIDE5	45

- HNGSHIMDEP5 is a round spacer that fits behind hinge on door.
- HNGSHIMSIDE5 is a U-shaped spacer that fits behind hinge plate on face frame.
- Package of 5.

Modifications Are Not Available

Magnetic Catch Inset

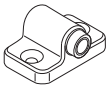

Model	Price
MAGCATCHINSET	18

- Includes strike plate.

Modifications Are Not Available

False Panel Clip

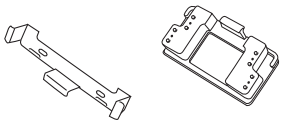

Model	Price
FALSEPNLCLIP5O	8
PFALSEPNLCLIP5O	8

- Sold in pairs.

Modifications Are Not Available

Back Socket

Model	Price
BKSOCKET	53
BKSOCKET-12D	40
BKSOCKET-LNG NEW	53

- BKSOCKET used with soft-close drawer guides (see chart in DGKIT section for cabinet depths).
- BKSOCKET-LNG used with soft-close drawer guides (see chart in DGKIT section for cabinet depths).
- BKSOCKET-12D used with soft-close drawer guides and roll tray guides (12" deep).
- Sold in pairs.

Modifications Are Not Available

Drawer Guide Box Locks

Model	Price
DGBOXLOCK	37
DGBOXLOCKB9	37
DGBOXLOCKRT	37
DGBOXLOCKIN	37

- DGBOXLOCK used with soft-close drawer guides.
- DGBOXLOCKB9 used with soft-close drawer guides on cabinets with drawers with a face frame opening of 7 1/2" or less.
- DGBOXLOCKRT used with soft-close roll tray guides.
- DGBOXLOCKIN used with soft-close drawer guides for inset for 12" wide or wider.
- Sold in pairs.

Modifications Are Not Available

Spacer Block

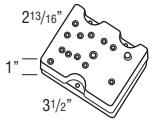

Model	Price
SPACERBLK	32

- Sold in pairs.
- One SPACERBLK required for each inch of depth.
- See chart in DGKIT section for cabinet depths.

Modifications Are Not Available

Description	Model	Price
Drawer Guide Kit - Full Extension Undermount	**DGKIT12**	213
	DGKIT15	213
	DGKIT18	213
	DGKIT21	213
	DGKIT24	213

- Undermount with soft-close.
- Kit includes guide hardware for one drawer box (cabinets and drawer members, standard depth sockets and screws. Dimension refers to cabinet depth.
- Certain depths will require BKSOCKET-LNG or SPACERBLK. Please see chart below for more details.

Modifications Are Not Available

Sockets for Drawer Guide Kits

CABINET DEPTH (non-standard sizes)	DRAWER GUIDE KIT (order model noted below)	BACK SOCKET KIT (order model noted below)		SPACER BLOCK (order model noted below)	
		Full Overlay	Inset	Full Overlay	Inset
12 1/4″ depth	DGKIT**	Included	n/a	n/a	n/a
12 1/2″ depth	DGKIT**	Included	n/a	n/a	n/a
12 3/4″ depth	DGKIT**	Included	Included	SPACERBLK	n/a
13″ depth	DGKIT**	Included	Included	SPACERBLK	n/a
13 1/4″ depth	DGKIT**	Included	Included	SPACERBLK	n/a
13 1/2″ depth	DGKIT**	Included	Included	n/a	SPACERBLK
13 3/4″ depth	DGKIT**	Included	Included	n/a	SPACERBLK
14″ depth	DGKIT**	Included	Included	n/a	SPACERBLK
14 1/4″ depth	DGKIT**	Included	Included	n/a	n/a
14 1/2″ depth	DGKIT**	Included	Included	n/a	n/a
14 3/4″ depth	DGKIT**	Included	Included	n/a	n/a
15 1/4″ depth	DGKIT**	BKSOCKET-LNG	Included	n/a	n/a
15 1/2″ depth	DGKIT**	BKSOCKET-LNG	Included	n/a	n/a
15 3/4″ depth	DGKIT**	BKSOCKET-LNG	Included	n/a	n/a
16″ depth	DGKIT**	BKSOCKET-LNG	BKSOCKET-LNG	n/a	n/a
16 1/4″ depth	DGKIT**	BKSOCKET-LNG	BKSOCKET-LNG	n/a	n/a
16 1/2″ depth	DGKIT**	Included	BKSOCKET-LNG	n/a	n/a
16 3/4″ depth	DGKIT**	Included	BKSOCKET-LNG	n/a	n/a
17″ depth	DGKIT**	Included	BKSOCKET-LNG	n/a	n/a
17 1/4″ depth	DGKIT**	Included	Included	n/a	n/a
17 1/2″ depth	DGKIT**	Included	Included	n/a	n/a
17 3/4″ depth	DGKIT**	Included	Included	n/a	n/a
18 1/4″ depth	DGKIT**	BKSOCKET-LNG	Included	n/a	n/a
18 1/2″ depth	DGKIT**	BKSOCKET-LNG	Included	n/a	n/a
18 3/4″ depth	DGKIT**	BKSOCKET-LNG	Included	n/a	n/a
19″ depth	DGKIT**	BKSOCKET-LNG	BKSOCKET-LNG	n/a	n/a
19 1/4″ depth	DGKIT**	BKSOCKET-LNG	BKSOCKET-LNG	n/a	n/a
19 1/2″ depth	DGKIT**	Included	BKSOCKET-LNG	n/a	n/a
19 3/4″ depth	DGKIT**	Included	BKSOCKET-LNG	n/a	n/a
20″ depth	DGKIT**	Included	BKSOCKET-LNG	n/a	n/a
20 1/4″ depth	DGKIT**	Included	Included	n/a	n/a
20 1/2″ depth	DGKIT**	Included	Included	n/a	n/a
20 3/4″ depth	DGKIT**	Included	Included	n/a	n/a
21 1/4″ depth	DGKIT**	BKSOCKET-LNG	Included	n/a	n/a
21 1/2″ depth	DGKIT**	BKSOCKET-LNG	Included	n/a	n/a
21 3/4″ depth	DGKIT**	BKSOCKET-LNG	Included	n/a	n/a
22″ depth	DGKIT**	BKSOCKET-LNG	BKSOCKET-LNG	n/a	n/a
22 1/4″ depth	DGKIT**	BKSOCKET-LNG	BKSOCKET-LNG	n/a	n/a
22 1/2″ depth	DGKIT**	Included	BKSOCKET-LNG	n/a	n/a
22 3/4″ depth	DGKIT**	Included	BKSOCKET-LNG	n/a	n/a
23″ depth	DGKIT**	Included	BKSOCKET-LNG	n/a	n/a
23 1/4″ depth	DGKIT**	Included	Included	n/a	n/a
23 1/2″ depth	DGKIT**	Included	Included	n/a	n/a
23 3/4″ depth	DGKIT**	Included	Included	n/a	n/a

Description	Model	Price
Drawer Guide Kit - Full Extension Side Mount	**DGK21D2DDFX**	244
	DGK24D2DDFX	244

- Side-mount progressive full extension guide utilized on all drawers of D2D*FFD cabinets.
- Maximum Weight Capacity: 125 lbs. per pair.
- Kit includes guide hardware for one drawer box (cabinets and drawer members, mounting rails, and screws).
- Dimension refers to cabinet depth.

Modifications Are Not Available

Edgebanding	**EDGEBAND10WD**	37
	EDGEBAND10LMN	37

- Edgebanding will come in a 10' length.
- Recommended for use on panels 3/4" thick or less; edgebanding width will need to be field trimmed.
- Finger joints may be visible on unfinished veneer and clear coated edgebanding.
- Edgebanding does not come pre-glued.
- EDGEBAND10WD is unfinished veneer.
- EDGEBAND10LMN is Natural Maple Laminate.

Modifications Are Not Available

Oven Installation Kit	**OCINSTALLKIT**	68

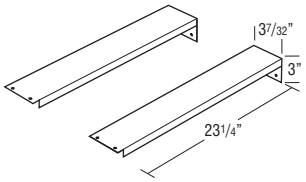

- Recommended for supporting built-in appliances such as ovens, microwaves, and warming drawers. Refer to appliance manufacturer specifications for installation requirements.
- Weight limit is 400 lbs. per pair.

Modifications Are Not Available

Description	Model	Price
Angled Heat Shield	**ANGLHEATSHIELD**	128
	ANGLHSHIELDSS	145

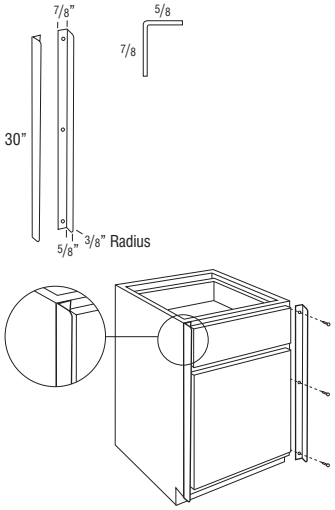

- ANGLHEATSHIELD is a pair of 1/16" thick, white powder coated metal shields.
- ANGLHSHIELDSS is a pair of 1/16" thick, stainless steel metal shields.
- Heat Shield is used to deflect heat from self-cleaning ovens away from cabinet doors and drawer fronts.
- For use when additional 1/8" cannot be added to the oven manufacturer's recommended space requirement.
- Cabinet door cannot be hinged on the same side as the angled heat shield, not compatible with double door cabinets.
- Installs on the front of the face frame of each cabinet adjacent to the oven.

Modifications Are Not Available

Straight Heat Shield	**STRTHEATSHIELD**	94
	STRTHSHIELDSS	112

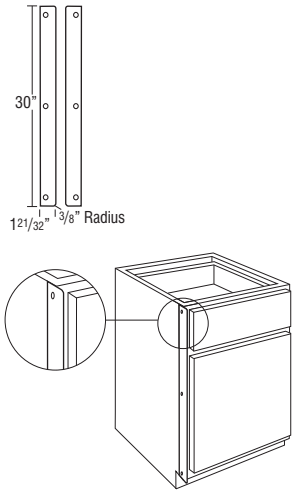

- STRTHEATSHIELD is a pair of 1/16" thick, white powder coated metal shields.
- STRTHSHIELDSS is a pair of 1/16" thick, stainless steel metal shields.
- Heat Shield is used to deflect heat from self-cleaning ovens away from cabinet doors and drawer fronts.
- For use when additional 1/8" cannot be added to the oven manufacturer's recommended space requirement.
- Installs on the front of the face frame of each cabinet adjacent to the oven.

Modifications Are Not Available

Description	Model	Price
Hinge		
	HNG170 Used for Full Overlay 170°	25
	HNG107PO 1/2"	25
	HNG90INSCNR Bifold	25
	HNG107FO 1 1/4" Full Overlay soft-close	25
	HNG107FM Used for Full Overlay 107° soft-close	25
	HNG170IN	25
	HNGCIN	25
	HNGSCISSOR	25
	HNGMIRROR	11

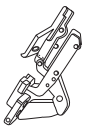
HNG170

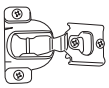
HNG107PO

HNG90INSCNR

HNG107FO

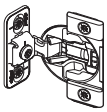
HNG107FM

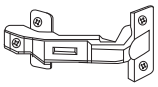
HNG170IN

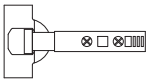
HNGCIN

HNGMIRROR

- Price per pair.

Code	Hinge	Where Used
HNG170	Full Overlay Concealed	All Full Overlay units requiring a 170° hinge (requires a hinge and plate #)
HNG107PO	1/2" Overlay Concealed	Diagonal Walls, BTR12, 36" Angled Corner Sink Bases, Diagonal Square Bases, BD36LS(L/R)PW, WTR*
HNG90INSCNR	Bifold	All corner units (requires a hinge and plate #) 60°
HNG107FO	1 1/4" Overlay FOL Concealed soft-close	All FOL units except those requiring a 170° hinge
HNG107FM	107° Full Overlay Face Mount soft-close	For use on oven cabinets with 3" wide face frames (OCD, OCSMW, and OS3D), and 36"-42" high WBMW cabinets
HNG170IN	Inset 170° Concealed	All Inset Units requiring a 170° inset hinge
HNGCIN	Inset Concealed soft-close	All Inset Units except those requiring a 170° inset hinge (requires a hinge and plate #)
HINGESCISSOR	Scissor Hinge	Used in Tip-out Tray Applications
HNGMIRROR	Mirror Hinge	For use on VWRM_M and VWRM_MTV cabinets

Modifications Are Not Available

Description	Model	Price
Lidstay	**LIDSTAY**	192

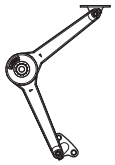

- Sold as pairs.
- Recommended for field installed wall top hinge applications 12" to 18" high cabinets.

Modifications Are Not Available

Lidstay, Heavy Duty	**LIDSTAYHD**	176

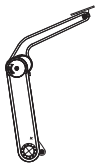

- Sold as pairs.
- Recommended for field installed wall top hinge applications 21" high cabinets.

Modifications Are Not Available

Hinge Restrictor Clip	**HNGRESCLIP**	11

- Sold in pairs.
- Restricts hinges to 86° opening capability.
- Not for use with bifold hinges or 170° corner hinges.
- Not recommended for cabinets with roll trays.

Modifications Are Not Available

Hinge Restrictor Clip, Inset	**HNGRESCLIPIN**	12

- Sold in pairs.
- Restricts hinges to 87° opening capability.
- Works only with HNGCIN. Will not work with finial hinges.
- Not for use with bifold hinges or 170° corner hinges.
- Not recommended for cabinets with roll trays.

Modifications Are Not Available

Hinge Inset Finial	**HNGIFSN**	25
	HNGIFMB	25
	HNGIFORB	25

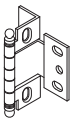

- Sold in pairs.
- Available on Non-Beaded and Beaded Inset Door Styles with #1 and #12 profiles only.
- SN = Satin Nickel,
  MB = Matte Black,
  ORB = Oil Rubbed Bronze.

Modifications Are Not Available

Description	Model	Price
Hinge Restrictor Clip, WTH	**HNGRESCLIPSL100**	11
	HNGRESCLIPSL75	11

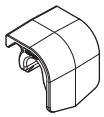

HNGRESCLIPSL100

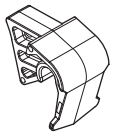

HNGRESCLIPSL75

- Sold in pairs.
- HNGRESCLIPSL restricts hinges to 100° or 75° opening.

Modifications Are Not Available

Description	Model	Price
Hinge Plate	**HNGPLTEPIN**	8
	HNGPLTFFIN	8

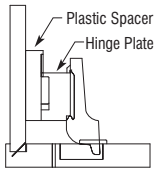

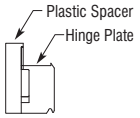

HNGPLTEPIN

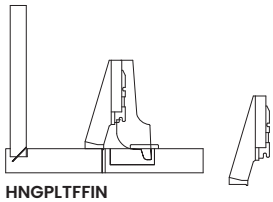

HNGPLTFFIN

- Plate attaches to the end panel.
- Plastic spacer included.
- Available on Non-Beaded and Beaded Inset Styles only.

- Plate attaches to the back side of the face frame.
- Used where Hinge Plate cannot be attached to the End Panel (i.e. Wide Stiles, etc.).
- Available on Non-Beaded and Beaded Inset Styles only.

Modifications Are Not Available

Description	Model	Price
Premium Door Mechanism	**PDM**	36

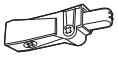

- Includes all installation hardware.
- Creates a smooth and silent self-closing motion.
- Recommended PDMs per cabinet: 1 per door on any door with 2 hinges and 2 per door on any door with 3 or more hinges.
- Additional PDMs may be required when an accessory item is attached to the cabinet door.
- Not recommended for use on bifold doors.
- Not available with finial hinges.

Modifications Are Not Available

Description	Model	Price
Touch Latch	**TOUCHLATCH**	29

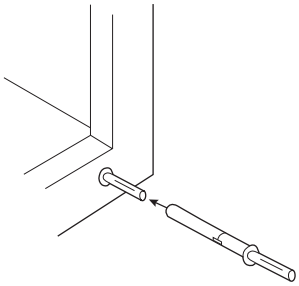

- Nylon gray mechanism with bumper tip.
- Face frame will need to be field drilled for insertion of the TOUCHLATCH, requires 25/64″ (10mm) drill bit.
- Can be field adjusted for door gap depth, no tools required.
- Requires a soft touch to open the door, and door must be pushed closed to reset the TOUCHLATCH mechanism.
- Only for use on hinged doors, and can be used without decorative hardware. Not compatible with non-hinged doors such as pull-outs, Wall Vertical-lift (WVL..). For drawers, pull-outs, and other non-compatible cabinets, HPL105SN and HPL106SN are recommended (see page P•22).

Modifications Are Not Available

Description	Model	Price
Screw Installation	**INSTALLSCR4**	12
	INSTALLSCREWS	52

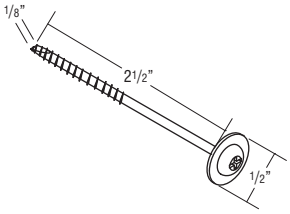

- INSTALLSCR4 includes a package of 4 installation screws.
- INSTALLSCREWS includes 25 packages of 4 installation screws.
- To be used for cabinet installation through the cabinet back to the wall studs.
- #10 zinc plated installation screw 2 1/2″ long.

Modifications Are Not Available

Description	Model	Price
Bumper Pad	**BUMPERPADS**	9

- Rubber bumper pads sold in quantities of 25.

Modifications Are Not Available

Description	Model	Price
Screw Breakoff	**BRKOFFSCREW**	10

- 2 1/4" long screw sold in package of 5.

Modifications Are Not Available

Description	Model	Price
Cabinet Cleaning Kit	**CABCLEANKIT**	46

- PURE&SIMPLE™ Cabinet Care Kit includes one 16 ounce spray bottle of cleaning solution and a small microfiber cloth.
- Safe for use on wood and laminate cabinet surfaces.

Modifications Are Not Available

Decorative Hardware

Description	Model	Price
Decorative Hardware		
HPL105SN	**HPL105SN** • 1.75″ Tab Pull - Satin Nickel • C/C: 1″ L: 1 3/4″ W: 1″ P: 1 3/4″	26
HPL106SN	**HPL106SN** • 7″ Tab Pull - Satin Nickel • C/C: 160mm L: 7″ W: 1″ P: 1 3/4″	39
HPL107SN	**HPL107SN** • 12″ Tab Pull - Satin Nickel • C/C: 12″ L: 13″ W: 1″ P: 1 13/16″	65
HPL115B	**HPL115BMS** • 128mm SP Pull - Black Mist • C/C: 128mm L: 6 3/8″ W: 1/2″ P: 1″	26
HKB116B	**HKB116BMS** • SP Square Knob - Black Mist • L: 1 5/16″ W: 1 1/4″ P: 1 1/8″ B: 3/8″	25
HKB117TB	**HKB117TB** • 1.32″ Knob - Tuscan Bronze • L: 1 5/16″ W: 1 5/16″ P: 1 3/16″ B: 7/8″	27
HKB118SN	**HKB118SN** • 1.32″ Knob - Satin Nickel • L: 1 5/16″ W: 1 5/16″ P: 1 3/16″ B: 7/8″	27
HPL119TB	**HPL119TB** • 160mm Pull - Tuscan Bronze • C/C: 160mm L: 7 1/8″ W: 3/4″ P: 1″	37
HPL120SN	**HPL120SN** • 160 Pull - Satin Nickel • C/C: 160mm L: 7 1/8″ W: 3/4″ P: 1″	37
HPL122SN	**HPL122SN** • Pull - Satin Nickel • C/C: 12″ L: 12 3/4″ W: 7/8″ P: 1 3/16″	56
HPL129SS	**HPL129SS** • Pull - Stainless Steel • C/C: 128mm L: 6 3/8″ W: 7/16″ P: 1 1/8″	26
HPL131SS	**HPL131SS** • Pull - Stainless Steel • C/C: 224mm L: 10″ W: 1/2″ P: 1 3/8″	30

Description	Model	Price
HKB135SS	**HKB135SS** • Knob - Stainless Steel • L: 1 3/4″ W: 1/2″ P: 1 1/8″ B: 1/2″	27
HPL130B	**HPL130B** • Pull - Black • C/C: 128mm L: 6 3/8″ W: 7/16″ P: 1 1/8″	26
HPL132B	**HPL132B** • Pull - Black • C/C: 224mm L: 10″ W: 1/2″ P: 1 3/8″	30
HKB136B	**HKB136B** • Knob - Black • L: 1 3/4″ W: 1/2″ P: 1 1/8″ B: 1/2″	27
HPL952B	**HPL952B** • Labeled Secretary Pull - Black • C/C: 3″ L: 4 1/4″ W: 1 1/2″ P: 11/16″	38
HPL957SN	**HPL957SN** • Labeled Secretary Pull - Satin Nickel • C/C: 3″ L: 4 1/4″ W: 1 1/2″ P: 11/16″	37
HPL141SS	**HPL141SS** • Pull - Stainless Steel • C/C: 128mm L: 7 3/8″ W: 1/2″ P: 1 1/4″	25
HPL142SS	**HPL142SS** • Pull - Stainless Steel • C/C: 192mm L: 9 15/16″ W: 1/2″ P: 1 1/4″	26
HPL143SS	**HPL143SS** • Pull - Stainless Steel • C/C: 384mm L: 17 1/2″ W: 1/2″ P: 1 1/4″	31
HKB951B	**HKB951B** • Knob - Black • L: 1 3/4″ W: 1″ P: 1″ B: 1 1/16″ x 1/2″	27
HKB901BI	**HKB901BI** • Knob - Black Iron • L: 1 7/16″ W: 1 1/4″ P: 1 1/8″ B: 15/16″	31
HPL902BI	**HPL902BI** • Pull - Black Iron • C/C: 128mm L: 6 1/3″ W: 1 1/10″ P: 1 1/16″	40

D = Diameter
P = Projection (Hardware Depth)
L = Length
W = Width
B = Base
C/C = Center to Center

Description	Model	Price
Decorative Hardware (continued)		
HKB912B	**HKB912B** • Knob - Black • D: 1 1/4″ P: 1 13/16″	40
HPL904C	**HPL904C** • Pull - Chrome • C/C: 3 3/4″ L: 5 1/4″ W: 1″ P: 1″	54
HPL905C	**HPL905C** • Pull - Chrome • C/C: 128mm L: 6 3/8″ W: 9/16″ P: 1″	43
HKB906C	**HKB906C** • Knob - Chrome • L: 1 1/16″ W: 1 1/16″ P: 1 1/8″ B: 3/8″	54
HPL907G	**HPL907G** • Pull - Gold • C/C: 160mm L: 6 7/10″ W: 2/5″ P: 1 1/5″	34
HKB908G	**HKB908G** • Knob - Gold • L: 1 1/4″ W: 1 1/4″ P: 1″ B: 3/8″	49
HKB909G	**HKB909G** • Knob - Gold • L: 1 1/4″ W: 1 1/4″ P: 1 1/8″ B: 3/4″	31
HPL910G	**HPL910G** • Pull - Gold • C/C: 224mm L: 9 9/16″ W: 3/4″ P: 1 15/16″	60
HPL191G	**HPL191G** • Pull - Gold • C/C: 192mm L: 8 3/8″ W: 3/4″ P: 1 1/4″	54

D = Diameter
P = Projection (Hardware Depth)
L = Length
W = Width
B = Base
C/C = Center to Center

Notes

DECORÁ BY *design*

Decorá by Design gives you the flexibility to provide solutions for the unique or definitive requirements of your customers. Simply follow the steps and guidelines below to receive a quote for your project with a need just outside the Decorá catalog.

QUOTE REQUEST and ORDERING STEPS

1. Complete the Price Quote Request Form found on page Q•2.
2. Include all the following information:
    - Detailed drawing with specifications
    - Door Style, Profile, Wood Species, Finish, Technique (if applicable)
    - Additional project details, such as adjacent cabinets, application in which the product will be utilized, etc.
3. Email the form to Decorá By Design at decorabydesign@masterbrand.com. It's important that you send the form to Decorá by Design, not to Decorá order entry. Please don't skip this step.
4. We will provide a detailed quote within **three business days.**
    - Should your request be denied, an explanation will be provided.
    - If applicable, options for an alternative solution may be given for consideration.
5. Reference the quote number when you send the order to Decorá Customer Service.

GUIDELINES

- Only Door Styles, Wood Species and Hardware within our current offering will be considered
- Maximum Dimension Allowances
    - Tall cabinets - 39″ x 120″
    - Base and Wall cabinets - 78″ x 48″
    - Shelf dimension without interior partition - 48″
    - Interior partitions will be included when necessary
- Mouldings cannot be customized
- Angled Cabinets
    - Although capabilities are limited, we encourage these requests be submitted; approvals will vary based on dimensions provided
- Width Increments
    - 1/16″ increments are not attainable on many angled cabinets
    - Wine cubes and apothecary cabinets are only available in 6″ increments
- Third Party Vendor Components
    - Materials by a third party vendor may not be accepted

Decorá by Design Price Quote Request Form

Please complete this form.
Email to DECORÁ BY DESIGN
at decorabydesign@masterbrand.com

It's important that you send this form to Decorá by Design. Do not send to Decorá order entry.

Account Number	Account Name
Company Name	
Phone Number	Contact Email
Door Style	Wood Species
Finish/Glaze	Technique

PROFILE	OPTIONAL DRAWER FRONT SELECTION ☐ DFF5PC (Drawer Front Flat 5-piece) ☐ DFF5PCST (Drawer Front Flat 5-piece, Slab Top) ☐ DFR5PC (Drawer Front Raised 5-piece) ☐ DFR5PCST (Drawer Front Raised 5-piece, Slab Top) ☐ DFSLB (Drawer Front Slab) ☐ DFSLBT (Drawer Front Slab Top)
OVERLAY OPTIONS ☐ Inset Beaded Overlay ☐ Inset Non-Beaded Overlay ☐ Full Overlay ☐ Modified Full Overlay (MFO)	INSET HINGE TYPE ☐ Concealed ☐ Finial (select one option below) ☐ HNGIFSN ☐ HNGIFMB ☐ HNGIFORB

PLEASE PROVIDE DESIRED CABINET DESCRIPTION AND MODIFICATIONS

PLEASE PROVIDE DRAWING HERE

Effective 10/26 Supersedes all prior versions

Change Dimension Modifications Availability

SPEC Book Code	CW increments	CW Min	CW Max	CH increments	CH Min	CH Max	CD increments	CD Min	CD Max
ANGLHEATSHIELD	No	0.00	0.00	No	0.00	0.00	No	0.00	0.00
ANGLHSHIELDSS	No	0.00	0.00	No	0.00	0.00	No	0.00	0.00
AOMCABLE	No	0.00	0.00	No	0.00	0.00	No	0.00	0.00
AOMCABLECLIP	No	0.00	0.00	No	0.00	0.00	No	0.00	0.00
AOMCABLECONN	No	0.00	0.00	No	0.00	0.00	No	0.00	0.00
AOMCABLEPROT	No	0.00	0.00	No	0.00	0.00	No	0.00	0.00
AOMCTSWITCH	No	0.00	0.00	No	0.00	0.00	No	0.00	0.00
APNL-DDR	1/16″	7.50	48.00	1/16″	10.50	96.00	No	0.00	0.00
APNL-DDRIN	1/16″	7.50	48.00	1/16″	10.50	96.00	No	0.00	0.00
APNL-DF	1/16″	7.50	50.00	1/16″	2.25	28.50	No	0.00	0.00
APNL-DFIN	1/16″	7.50	50.00	1/16″	2.25	28.50	No	0.00	0.00
APNL-SDR	1/16″	7.50	48.00	1/16″	10.50	96.00	No	0.00	0.00
APNL-SDRIN	1/16″	7.50	48.00	1/16″	10.50	96.00	No	0.00	0.00
B12 L or R	1/4″	9.25	11.75	1/4″	24.00	46.50	1/4″	12.00	23.75
B12BB L or R	No	0.00	0.00	1/4″	24.00	46.50	No	0.00	0.00
B12FH L or R	1/4″	9.25	11.75	1/4″	24.00	46.50	1/4″	6.00	30.00
B12RT L or R	No	0.00	0.00	1/4″	24.00	46.50	1/4″	12.00	23.75
B12TD L or R	1/4″	9.25	11.75	1/4″	24.00	46.50	1/4″	12.00	23.75
B12TDFH L or R	1/4″	9.25	11.75	1/4″	24.00	46.50	1/4″	9.00	23.75
B12TDRO L or R	No	0.00	0.00	1/4″	30.00	46.50	No	0.00	0.00
B15 L or R	1/4″	12.25	14.75	1/4″	24.00	46.50	1/4″	12.00	23.75
B15BB L or R	No	0.00	0.00	1/4″	24.00	46.50	No	0.00	0.00
B15FH L or R	1/4″	12.25	14.75	1/4″	24.00	46.50	1/4″	6.00	30.00
B15RT L or R	1/4″	12.25	14.75	1/4″	24.00	46.50	1/4″	12.00	23.75
B15RTWTCD L or R	No	0.00	0.00	1/4″	22.50	46.50	No	0.00	0.00
B15TDFH L or R	1/4″	12.25	14.75	1/4″	24.00	46.50	1/4″	9.00	23.75
B15TDRO L or R	No	0.00	0.00	1/4″	30.00	46.50	No	0.00	0.00
B15WTCD L or R	No	0.00	0.00	1/4″	24.00	46.50	No	0.00	0.00
B18 L or R	1/4″	15.25	17.75	1/4″	24.00	46.50	1/4″	12.00	23.75
B18BB L or R	No	0.00	0.00	1/4″	24.00	46.50	No	0.00	0.00
B18CWP L or R	No	0.00	0.00	1/4″	34.75	46.50	No	0.00	0.00
B18CWPFH L or R	No	0.00	0.00	1/4″	34.75	46.50	No	0.00	0.00
B18FHL L or R	1/4″	15.25	17.75	1/4″	24.00	46.50	1/4″	6.00	30.00
B18FSCO L or R	No	0.00	0.00	1/4″	34.75	46.50	No	0.00	0.00
B18KCUP L or R	No	0.00	0.00	1/4″	24.00	46.50	No	0.00	0.00
B18KCUPRT L or R	No	0.00	0.00	1/4″	22.50	46.50	No	0.00	0.00
B18MIXFH L or R	No	0.00	0.00	No	0.00	0.00	No	0.00	0.00
B18MIXFH L or R	No	0.00	0.00	No	0.00	0.00	No	0.00	0.00
B18RT L or R	1/4″	15.25	17.75	1/4″	24.00	46.50	1/4″	12.00	23.75
B18RTWTCD L or R	No	0.00	0.00	1/4″	22.50	46.50	No	0.00	0.00
B18TDFH L or R	1/4″	15.25	17.75	1/4″	24.00	46.50	1/4″	9.00	23.75
B18WTCD L or R	No	0.00	0.00	1/4″	24.00	46.50	No	0.00	0.00
B21 L or R	1/4″	18.25	20.75	1/4″	24.00	46.50	1/4″	12.00	23.75
B21BB L or R	No	0.00	0.00	1/4″	24.00	46.50	No	0.00	0.00
B21FH L or R	1/4″	18.25	20.75	1/4″	24.00	46.50	1/4″	6.00	30.00
B21MIXFH L or R	No	0.00	0.00	No	0.00	0.00	No	0.00	0.00
B21MIXFH L or R	No	0.00	0.00	No	0.00	0.00	No	0.00	0.00
B21RT L or R	1/4″	18.25	20.75	1/4″	24.00	46.50	1/4″	12.00	23.75
B21RTWTCD L or R	No	0.00	0.00	1/4″	22.50	46.50	No	0.00	0.00
B21WTCD L or R	No	0.00	0.00	1/4″	24.00	46.50	No	0.00	0.00
B24	No	0.00	0.00	1/4″	24.00	46.50	1/4″	12.00	23.75
B24 L or R	1/4″	21.25	23.75	1/4″	24.00	46.50	1/4″	12.00	23.75
B24BB	No	0.00	0.00	1/4″	24.00	46.50	No	0.00	0.00
B24BB L or R	No	0.00	0.00	1/4″	24.00	46.50	No	0.00	0.00
B24FH	No	0.00	0.00	1/4″	24.00	46.50	1/4″	6.00	30.00
B24FH L or R	1/4″	21.25	23.75	1/4″	24.00	46.50	1/4″	6.00	30.00
B24FSCO L or R	No	0.00	0.00	1/4″	34.75	46.50	1/4″	24.25	30.00
B24MIXFH	No	0.00	0.00	No	0.00	0.00	No	0.00	0.00
B24MIXFH L or R	No	0.00	0.00	No	0.00	0.00	No	0.00	0.00
B24MIXFH L or R	No	0.00	0.00	No	0.00	0.00	No	0.00	0.00
B24PPP	No	0.00	0.00	1/4″	34.75	46.50	No	0.00	0.00
B24PPP L or R	No	0.00	0.00	1/4″	34.75	46.50	No	0.00	0.00
B24PS	No	0.00	0.00	1/4″	34.75	46.50	3″	15.00	21.00

SPEC Book Code	CW increments	CW Min	CW Max	CH increments	CH Min	CH Max	CD increments	CD Min	CD Max
B24PS L or R	No	0.00	0.00	1/4″	34.75	46.50	3″	15.00	21.00
B24RT	No	0.00	0.00	1/4″	24.00	46.50	1/4″	12.00	23.75
B24RT L or R	1/4″	21.25	23.75	1/4″	24.00	46.50	1/4″	12.00	23.75
B24RTWTCD	No	0.00	0.00	1/4″	22.50	46.50	No	0.00	0.00
B24RTWTCD L or R	No	0.00	0.00	1/4″	22.50	46.50	No	0.00	0.00
B24WTCD	No	0.00	0.00	1/4″	24.00	46.50	No	0.00	0.00
B24WTCD L or R	No	0.00	0.00	1/4″	24.00	46.50	No	0.00	0.00
B27	1/4″	24.25	26.75	1/4″	24.00	46.50	1/4″	12.00	23.75
B27FH	1/4″	24.25	26.75	1/4″	24.00	46.50	1/4″	6.00	30.00
B27RT	1/4″	24.25	26.75	1/4″	24.00	46.50	1/4″	12.00	23.75
B2D18	No	0.00	0.00	1/4″	30.00	46.50	1/4″	12.00	23.75
B2D18RT	1/4″	12.00	17.75	1/4″	34.75	46.50	1/4″	12.00	23.75
B2D21	1/4″	18.25	20.75	1/4″	30.00	46.50	1/4″	12.00	23.75
B2D21RT	1/4″	18.75	20.75	1/4″	34.75	46.50	1/4″	12.00	23.75
B2D24	1/4″	21.25	23.75	1/4″	30.00	46.50	1/4″	12.00	23.75
B2D24FDD	No	0.00	0.00	1/4″	34.75	46.50	1/4″	21.00	23.75
B2D24RT	1/4″	21.25	23.75	1/4″	34.75	46.50	1/4″	12.00	23.75
B2D27	1/4″	24.25	26.75	1/4″	30.00	46.50	1/4″	12.00	23.75
B2D27RT	1/4″	24.25	26.75	1/4″	34.75	46.50	1/4″	12.00	23.75
B2D30	1/4″	27.25	29.75	1/4″	30.00	46.50	1/4″	12.00	23.75
B2D30FDD	No	0.00	0.00	1/4″	34.75	46.50	1/4″	21.00	23.75
B2D30RT	1/4″	27.25	29.75	1/4″	34.75	46.50	1/4″	12.00	23.75
B2D33	1/4″	30.25	32.75	1/4″	30.00	46.50	1/4″	12.00	23.75
B2D33RT	1/4″	30.25	32.75	1/4″	34.75	46.50	1/4″	12.00	23.75
B2D36	1/4″	33.25	35.75	1/4″	30.00	46.50	1/4″	12.00	23.75
B2D36RT	1/4″	33.25	35.75	1/4″	34.75	46.50	1/4″	12.00	23.75
B2D36RTPDO	No	0.00	0.00	1/4″	34.75	46.50	3″	12.00	21.00
B2D39	1/4″	36.25	38.75	1/4″	30.00	46.50	1/4″	12.00	23.75
B2D42	1/4″	39.25	41.75	1/4″	30.00	46.50	1/4″	12.00	23.75
B2D45	1/4″	42.25	44.75	1/4″	30.00	46.50	1/4″	12.00	23.75
B2D48	1/4″	45.25	47.75	1/4″	30.00	46.50	1/4″	12.00	23.75
B30	1/4″	27.25	29.75	1/4″	24.00	46.50	1/4″	12.00	23.75
B30BB L or R	No	0.00	0.00	1/4″	24.00	46.50	No	0.00	0.00
B30FH	1/4″	27.25	29.75	1/4″	24.00	46.50	1/4″	6.00	30.00
B30PPP	No	0.00	0.00	1/4″	34.75	46.50	No	0.00	0.00
B30PS	No	0.00	0.00	1/4″	34.75	46.50	3″	15.00	21.00
B30RT	1/4″	27.25	29.75	1/4″	24.00	46.50	1/4″	12.00	23.75
B30RTLO	No	0.00	0.00	1/4″	24.00	46.50	No	0.00	0.00
B30RTWTCD	No	0.00	0.00	1/4″	24.00	46.50	No	0.00	0.00
B30WTCD	No	0.00	0.00	1/4″	34.75	46.50	No	0.00	0.00
B33	1/4″	30.25	32.75	1/4″	24.00	46.50	1/4″	12.00	23.75
B33FH	1/4″	30.25	32.75	1/4″	24.00	46.50	1/4″	6.00	30.00
B33RT	1/4″	30.25	32.75	1/4″	24.00	46.50	1/4″	12.00	23.75
B33RTLO	No	0.00	0.00	1/4″	24.00	46.50	No	0.00	0.00
B36	1/4″	33.25	35.75	1/4″	24.00	46.50	1/4″	12.00	23.75
B36BB L or R	No	0.00	0.00	1/4″	24.00	46.50	No	0.00	0.00
B36FH	1/4″	33.25	35.75	1/4″	24.00	46.50	1/4″	6.00	30.00
B36PS	No	0.00	0.00	1/4″	34.75	46.50	3″	15.00	21.00
B36RT	1/4″	33.25	35.75	1/4″	24.00	46.50	1/4″	12.00	23.75
B36RTLO	No	0.00	0.00	1/4″	24.00	46.50	No	0.00	0.00
B36RTWTCD	No	0.00	0.00	1/4″	24.00	46.50	No	0.00	0.00
B36WTCD	No	0.00	0.00	1/4″	34.75	46.50	No	0.00	0.00
B39	1/4″	36.25	38.75	1/4″	24.00	46.50	1/4″	12.00	23.75
B39FH	1/4″	36.25	38.75	1/4″	24.00	46.50	1/4″	6.00	30.00
B39RT	1/4″	36.25	38.75	1/4″	24.00	46.50	1/4″	12.00	23.75
B3D12	No	0.00	0.00	1/4″	30.00	46.50	1/4″	12.00	23.75
B3D12BB	No	0.00	0.00	1/4″	30.00	46.50	No	0.00	0.00
B3D15	1/4″	12.25	14.75	1/4″	30.00	46.50	1/4″	12.00	23.75
B3D1521FD	No	0.00	0.00	1/4″	34.75	46.50	No	0.00	0.00
B3D15BB	No	0.00	0.00	1/4″	30.00	46.50	No	0.00	0.00
B3D15WTCD	No	0.00	0.00	1/4″	30.00	46.50	No	0.00	0.00
B3D18	1/4″	15.25	17.75	1/4″	30.00	46.50	1/4″	12.00	23.75
B3D1821FD	No	0.00	0.00	1/4″	34.75	46.50	No	0.00	0.00

Change Dimension Modifications Availability

SPEC Book Code	CW increments	CW Min	CW Max	CH increments	CH Min	CH Max	CD increments	CD Min	CD Max
B3D18BB	No	0.00	0.00	1/4″	30.00	46.50	No	0.00	0.00
B3D18WTCD	No	0.00	0.00	1/4″	30.00	46.50	No	0.00	0.00
B3D21	1/4″	18.25	20.75	1/4″	30.00	46.50	1/4″	12.00	23.75
B3D2121FD	No	0.00	0.00	1/4″	34.75	46.50	No	0.00	0.00
B3D21BB	No	0.00	0.00	1/4″	30.00	46.50	No	0.00	0.00
B3D21WTCD	No	0.00	0.00	1/4″	30.00	46.50	No	0.00	0.00
B3D24	1/4″	21.25	23.75	1/4″	30.00	46.50	1/4″	12.00	23.75
B3D2421FD	No	0.00	0.00	1/4″	34.75	46.50	No	0.00	0.00
B3D24BB	No	0.00	0.00	1/4″	30.00	46.50	No	0.00	0.00
B3D24WD	No	0.00	0.00	No	0.00	0.00	1/4″	12.00	23.75
B3D24WTCD	No	0.00	0.00	1/4″	30.00	46.50	No	0.00	0.00
B3D27	1/4″	24.25	26.75	1/4″	30.00	46.50	1/4″	12.00	23.75
B3D27WD	1/4″	24.25	26.75	No	0.00	0.00	1/4″	12.00	23.75
B3D30	1/4″	27.25	29.75	1/4″	30.00	46.50	1/4″	12.00	23.75
B3D30WD	1/4″	27.25	29.75	No	0.00	0.00	1/4″	12.00	23.75
B3D30WTCD	No	0.00	0.00	1/4″	30.00	46.50	No	0.00	0.00
B3D33	1/4″	30.25	32.75	1/4″	30.00	46.50	1/4″	12.00	23.75
B3D33WD	1/4″	30.25	32.75	No	0.00	0.00	1/4″	12.00	23.75
B3D36	1/4″	33.25	35.75	1/4″	30.00	46.50	1/4″	12.00	23.75
B3D36WD	1/4″	33.25	35.75	No	0.00	0.00	1/4″	12.00	23.75
B3D36WTCD	No	0.00	0.00	1/4″	30.00	46.50	No	0.00	0.00
B3D39	1/4″	36.25	38.75	1/4″	30.00	46.50	1/4″	12.00	23.75
B3D42	1/4″	39.25	41.75	1/4″	30.00	46.50	1/4″	12.00	23.75
B42	1/4″	39.25	41.75	1/4″	24.00	46.50	1/4″	12.00	23.75
B42BB L or R	No	0.00	0.00	1/4″	24.00	46.50	No	0.00	0.00
B42FH	1/4″	39.25	41.75	1/4″	24.00	46.50	1/4″	6.00	30.00
B42RT	1/4″	39.25	41.75	1/4″	24.00	46.50	1/4″	12.00	23.75
B45	1/4″	42.25	44.75	1/4″	24.00	46.50	1/4″	12.00	23.75
B45FH	1/4″	42.25	44.75	1/4″	24.00	46.50	1/4″	6.00	30.00
B45RT	1/4″	42.25	44.75	1/4″	24.00	46.50	1/4″	12.00	23.75
B48	1/4″	45.25	47.75	1/4″	24.00	46.50	1/4″	12.00	23.75
B48BB L or R	No	0.00	0.00	1/4″	24.00	46.50	No	0.00	0.00
B48FH	1/4″	45.25	47.75	1/4″	24.00	46.50	1/4″	6.00	30.00
B48RT	1/4″	45.25	47.75	1/4″	24.00	46.50	1/4″	12.00	23.75
B4D12	No	0.00	0.00	1/4″	32.00	46.50	1/4″	12.00	23.75
B4D12BB	No	0.00	0.00	1/4″	32.00	46.50	No	0.00	0.00
B4D15	1/4″	12.25	14.75	1/4″	32.00	46.50	1/4″	12.00	23.75
B4D15BB	No	0.00	0.00	1/4″	32.00	46.50	No	0.00	0.00
B4D15WTCD	No	0.00	0.00	1/4″	30.00	46.50	1/4″	12.00	23.75
B4D18	1/4″	15.25	17.75	1/4″	32.00	46.50	1/4″	12.00	23.75
B4D18BB	No	0.00	0.00	1/4″	32.00	46.50	No	0.00	0.00
B4D18WTCD	No	0.00	0.00	1/4″	30.00	46.50	1/4″	12.00	23.75
B4D21	1/4″	18.25	20.75	1/4″	32.00	46.50	1/4″	12.00	23.75
B4D21BB	No	0.00	0.00	1/4″	32.00	46.50	No	0.00	0.00
B4D21WTCD	No	0.00	0.00	1/4″	30.00	46.50	1/4″	12.00	23.75
B4D24	1/4″	21.25	23.75	1/4″	32.00	46.50	1/4″	12.00	23.75
B4D24BB	No	0.00	0.00	1/4″	32.00	46.50	No	0.00	0.00
B4D24WTCD	No	0.00	0.00	1/4″	30.00	46.50	1/4″	12.00	23.75
B4D27	1/4″	24.25	26.75	1/4″	32.00	46.50	1/4″	12.00	23.75
B4D30	1/4″	27.25	29.75	1/4″	32.00	46.50	1/4″	12.00	23.75
B4D30WTCD	No	0.00	0.00	1/4″	32.00	46.50	No	0.00	0.00
B4D33	1/4″	30.25	32.75	1/4″	32.00	46.50	1/4″	12.00	23.75
B4D36	1/4″	33.25	35.75	1/4″	32.00	46.50	1/4″	12.00	23.75
B4D36WTCD	No	0.00	0.00	1/4″	32.00	46.50	No	0.00	0.00
B4D39	1/4″	36.25	38.75	1/4″	32.00	46.50	1/4″	12.00	23.75
B4D42	1/4″	39.25	41.75	1/4″	32.00	46.50	1/4″	12.00	23.75
B6D30	No	0.00	0.00	1/4″	32.00	46.50	1/4″	12.00	23.75
B6D33	No	0.00	0.00	1/4″	32.00	46.50	1/4″	12.00	23.75
B6D36	No	0.00	0.00	1/4″	32.00	46.50	1/4″	12.00	23.75
B6D42	No	0.00	0.00	1/4″	32.00	46.50	1/4″	12.00	23.75
B6FH L or R	No	0.00	0.00	1/4″	24.00	46.50	1/4″	6.00	30.00
B6TDFH L or R	No	0.00	0.00	1/4″	24.00	46.50	1/4″	9.00	23.75
B9 L or R	No	0.00	0.00	1/4″	24.00	46.50	1/4″	12.00	23.75

SPEC Book Code	CW increments	CW Min	CW Max	CH increments	CH Min	CH Max	CD increments	CD Min	CD Max
B9FH L or R	1/4″	6.25	8.75	1/4″	24.00	46.50	1/4″	6.00	30.00
B9TD L or R	No	0.00	0.00	1/4″	24.00	46.50	1/4″	12.00	23.75
B9TDFH L or R	1/4″	6.25	8.75	1/4″	24.00	46.50	1/4″	9.00	23.75
BAE24FH	No	0.00	0.00	1/4″	24.00	46.50	No	0.00	0.00
BAED24	No	0.00	0.00	1/4″	24.00	46.50	No	0.00	0.00
BB36 L or R	No	0.00	0.00	1/4″	24.00	46.50	1/4″	12.00	23.75
BB39 L or R	1/4″	36.25	38.75	1/4″	24.00	46.50	1/4″	12.00	23.75
BB42 L or R	1/4″	39.25	41.75	1/4″	24.00	46.50	1/4″	12.00	23.75
BB45 L or R	1/4″	42.25	44.75	1/4″	24.00	46.50	1/4″	12.00	23.75
BB45CP(L or R)WD	No	0.00	0.00	1/4″	34.75	46.50	No	0.00	0.00
BB45CPFH(L or R)WD	No	0.00	0.00	1/4″	34.75	46.50	No	0.00	0.00
BB45PO L or R	No	0.00	0.00	1/4″	34.75	46.50	No	0.00	0.00
BB48 L or R	1/4″	45.25	47.75	1/4″	24.00	46.50	1/4″	12.00	23.75
BB48CP(L or R)WD	No	0.00	0.00	1/4″	34.75	46.50	No	0.00	0.00
BB48CPFH(L or R)WD	No	0.00	0.00	1/4″	34.75	46.50	No	0.00	0.00
BB48PO L or R	No	0.00	0.00	1/4″	34.75	46.50	No	0.00	0.00
BBC3POOL	No	0.00	0.00	No	0.00	0.00	No	0.00	0.00
BBC6POOL	No	0.00	0.00	No	0.00	0.00	No	0.00	0.00
BBCF1.527	No	0.00	0.00	1/4″	12.00	46.50	1/4″	6.00	30.00
BBCF327	1/4″	3.25	5.75	1/4″	12.00	46.50	1/4″	6.00	30.00
BBCF627	1/4″	3.25	5.75	1/4″	12.00	46.50	1/4″	6.00	30.00
BBOARDK12	No	0.00	0.00	No	0.00	0.00	No	0.00	0.00
BBOARDK15	No	0.00	0.00	No	0.00	0.00	No	0.00	0.00
BBOARDK18	No	0.00	0.00	No	0.00	0.00	No	0.00	0.00
BBOARDK21	No	0.00	0.00	No	0.00	0.00	No	0.00	0.00
BBOARDK24	No	0.00	0.00	No	0.00	0.00	No	0.00	0.00
BCKG30BB L or R	No	0.00	0.00	1/4″	22.50	46.50	No	0.00	0.00
BCKG36BB L or R	No	0.00	0.00	1/4″	22.50	46.50	No	0.00	0.00
BCKG42BB L or R	No	0.00	0.00	1/4″	22.50	46.50	No	0.00	0.00
BCKG48BB	No	0.00	0.00	1/4″	22.50	46.50	No	0.00	0.00
BCRN3D36	No	0.00	0.00	No	0.00	0.00	No	0.00	0.00
BCUBV5D6	No	0.00	0.00	No	0.00	0.00	1″	12.00	23.75
BCUBV6	No	0.00	0.00	No	0.00	0.00	1/4″	12.00	30.00
BCUBV640.5	No	0.00	0.00	No	0.00	0.00	1/4″	12.00	30.00
BCUBV646.5	No	0.00	0.00	No	0.00	0.00	1/4″	12.00	30.00
BCUBV6D640.5	No	0.00	0.00	No	0.00	0.00	1/4″	6.00	30.00
BCUBV7D646.5	No	0.00	0.00	No	0.00	0.00	1/4″	6.00	30.00
BD33 L or R	No	0.00	0.00	1/4″	30.00	46.50	No	0.00	0.00
BD36 L or R	No	0.00	0.00	1/4″	29.00	46.50	No	0.00	0.00
BD36LS(L or R)PW	No	0.00	0.00	1/4″	30.00	46.50	No	0.00	0.00
BEPDC	No	0.00	0.00	No	0.00	0.00	No	0.00	0.00
BEPF1.5WD	1/4″	1.75	2.75	1/4″	12.00	48.00	1/4″	6.00	48.00
BEPF3WD	1/4″	3.25	5.75	1/4″	12.00	48.00	1/4″	6.00	48.00
BEPF6WD	No	0.00	0.00	1/4″	12.00	48.00	1/4″	12.25	48.00
BEPFA3(L or R)WD	No	0.00	0.00	1/4″	12.00	48.00	1/4″	11.25	48.00
BEPFFA1.5WD	No	0.00	0.00	1/4″	12.00	46.50	1/4″	18.00	48.00
BEPFFA3WD	No	0.00	0.00	1/4″	12.00	46.50	1/4″	18.00	48.00
BEPFFAOL3WD	No	0.00	0.00	1/4″	12.00	46.50	1/4″	18.00	48.00
BEPFOL3WD	1/4″	3.25	5.75	1/4″	12.00	48.00	1/4″	12.25	48.00
BEPWD	No	0.00	0.00	1/4″	12.00	48.00	1/4″	6.00	48.00
BER33LS(L or R)C	No	0.00	0.00	1/4″	30.00	46.50	No	0.00	0.00
BER33LS(L or R)SW	No	0.00	0.00	1/4″	30.00	46.50	No	0.00	0.00
BER33REDSLS(L or R)C	No	0.00	0.00	1/4″	30.00	46.50	No	0.00	0.00
BER36 L or R	No	0.00	0.00	1/4″	29.00	46.50	No	0.00	0.00
BER36AS L or R	No	0.00	0.00	1/4″	29.00	46.50	No	0.00	0.00
BER36LS(L or R)C	No	0.00	0.00	1/4″	30.00	46.50	No	0.00	0.00
BER36LS(L or R)SW	No	0.00	0.00	1/4″	30.00	46.50	No	0.00	0.00
BER36LSPO(L or R)C	No	0.00	0.00	1/4″	30.00	46.50	No	0.00	0.00
BER36RDB L or R	No	0.00	0.00	1/4″	30.00	46.50	No	0.00	0.00
BER36REDS L or R	No	0.00	0.00	1/4″	30.00	46.50	No	0.00	0.00
BER36REDSLS(L or R)C	No	0.00	0.00	1/4″	30.00	46.50	No	0.00	0.00
BERCRN1D36LS(L or R)C	No	0.00	0.00	1/4″	30.00	46.50	No	0.00	0.00

Change Dimension Modifications Availability

SPEC Book Code	CW increments	CW Min	CW Max	CH increments	CH Min	CH Max	CD increments	CD Min	CD Max
BESBB	No	0.00	0.00	No	0.00	0.00	No	0.00	0.00
BESR12	No	0.00	0.00	No	0.00	0.00	No	0.00	0.00
BESWD	No	0.00	0.00	1/4″	9.00	96.00	1/4″	6.00	48.00
BFOL330	No	0.00	0.00	1/4″	12.00	48.00	No	0.00	0.00
BFOL630	No	0.00	0.00	1/4″	12.00	48.00	No	0.00	0.00
BFOLC330	No	0.00	0.00	1/4″	12.00	48.00	No	0.00	0.00
BFOLIAC330	No	0.00	0.00	1/4″	12.00	48.00	No	0.00	0.00
BHTH30	No	0.00	0.00	1/4″	30.00	46.50	1/4″	12.00	23.75
BHTH36	No	0.00	0.00	1/4″	30.00	46.50	1/4″	12.00	23.75
BHTH42	No	0.00	0.00	1/4″	30.00	46.50	1/4″	12.00	23.75
BHTH48	No	0.00	0.00	1/4″	30.00	46.50	1/4″	12.00	23.75
BIAC21	No	0.00	0.00	1/4″	24.00	46.50	No	0.00	0.00
BIAC24	No	0.00	0.00	1/4″	24.00	46.50	No	0.00	0.00
BIAC27	No	0.00	0.00	1/4″	24.00	46.50	No	0.00	0.00
BKSOCKET	No	0.00	0.00	No	0.00	0.00	No	0.00	0.00
BKSOCKET-12D	No	0.00	0.00	No	0.00	0.00	No	0.00	0.00
BKSOCKET-LNG	No	0.00	0.00	No	0.00	0.00	No	0.00	0.00
BLOWER400	No	0.00	0.00	No	0.00	0.00	No	0.00	0.00
BLOWER600	No	0.00	0.00	No	0.00	0.00	No	0.00	0.00
BMC24 L or R	No	0.00	0.00	No	0.00	0.00	1/4″	3.25	30.00
BMW27S	No	0.00	0.00	No	0.00	0.00	1/4″	6.00	30.00
BMW30S	1/4″	27.25	29.75	No	0.00	0.00	1/4″	6.00	30.00
BMW33S	1/4″	30.25	32.75	No	0.00	0.00	1/4″	6.00	30.00
BMW36S	1/4″	33.25	35.75	No	0.00	0.00	1/4″	6.00	30.00
BMWS24DD	No	0.00	0.00	No	0.00	0.00	1/4″	12.00	23.75
BMWS27DD	1/4″	24.25	26.75	No	0.00	0.00	1/4″	12.00	23.75
BMWS30DD	1/4″	27.25	29.75	No	0.00	0.00	1/4″	12.00	23.75
BMWS33DD	1/4″	30.25	32.75	No	0.00	0.00	1/4″	12.00	23.75
BMWS36DD	1/4″	33.25	35.75	No	0.00	0.00	1/4″	12.00	23.75
BOAC12FH	No	0.00	0.00	1/4″	24.00	46.50	No	0.00	0.00
BOAC6FH	No	0.00	0.00	1/4″	24.00	46.50	No	0.00	0.00
BOAC9FH	No	0.00	0.00	1/4″	24.00	46.50	No	0.00	0.00
BOC27S	No	0.00	0.00	No	0.00	0.00	1/4″	6.00	30.00
BOC30S	1/4″	27.25	29.75	No	0.00	0.00	1/4″	6.00	30.00
BOC33S	1/4″	30.25	32.75	No	0.00	0.00	1/4″	6.00	30.00
BOC36S	1/4″	33.25	35.75	No	0.00	0.00	1/4″	6.00	30.00
BPB24	No	0.00	0.00	1/4″	24.00	46.50	1/4″	6.00	24.00
BPB24 L or R	No	0.00	0.00	1/4″	24.00	46.50	1/4″	6.00	24.00
BPB24FH	No	0.00	0.00	1/4″	24.00	46.50	1/4″	6.00	24.00
BPB24FH L or R	No	0.00	0.00	1/4″	24.00	46.50	1/4″	6.00	24.00
BPPI2	No	0.00	0.00	No	0.00	0.00	No	0.00	0.00
BPPI2CO	No	0.00	0.00	No	0.00	0.00	No	0.00	0.00
BPPI2SI	No	0.00	0.00	No	0.00	0.00	No	0.00	0.00
BPPI2TD	No	0.00	0.00	No	0.00	0.00	No	0.00	0.00
BPPI2U	No	0.00	0.00	No	0.00	0.00	No	0.00	0.00
BPPI2UK	No	0.00	0.00	No	0.00	0.00	No	0.00	0.00
BPPI5	No	0.00	0.00	No	0.00	0.00	No	0.00	0.00
BPPI5SI	No	0.00	0.00	No	0.00	0.00	No	0.00	0.00
BPPI5UK	No	0.00	0.00	No	0.00	0.00	No	0.00	0.00
BPPI8	No	0.00	0.00	No	0.00	0.00	No	0.00	0.00
BPP9	No	0.00	0.00	No	0.00	0.00	No	0.00	0.00
BPP9TD	No	0.00	0.00	No	0.00	0.00	No	0.00	0.00
BPP9U	No	0.00	0.00	No	0.00	0.00	No	0.00	0.00
BPPCOK12	No	0.00	0.00	No	0.00	0.00	No	0.00	0.00
BPPK12	No	0.00	0.00	No	0.00	0.00	No	0.00	0.00
BPPK15	No	0.00	0.00	No	0.00	0.00	No	0.00	0.00
BPPK18	No	0.00	0.00	No	0.00	0.00	No	0.00	0.00
BPPK9	No	0.00	0.00	No	0.00	0.00	No	0.00	0.00
BPPTDK12	No	0.00	0.00	No	0.00	0.00	No	0.00	0.00
BPPTDK9	No	0.00	0.00	No	0.00	0.00	No	0.00	0.00
BPPUK12	No	0.00	0.00	No	0.00	0.00	No	0.00	0.00
BPPUK9	No	0.00	0.00	No	0.00	0.00	No	0.00	0.00
BPPUKK12	No	0.00	0.00	No	0.00	0.00	No	0.00	0.00

SPEC Book Code	CW increments	CW Min	CW Max	CH increments	CH Min	CH Max	CD increments	CD Min	CD Max
BPPUKK15	No	0.00	0.00	No	0.00	0.00	No	0.00	0.00
BPS24	No	0.00	0.00	No	0.00	0.00	No	0.00	0.00
BPS30	No	0.00	0.00	No	0.00	0.00	No	0.00	0.00
BPS36	No	0.00	0.00	No	0.00	0.00	No	0.00	0.00
BRD2D30	1/4″	18.00	29.75	1/4″	28.00	46.50	1/4″	12.00	23.75
BRD2D36	1/4″	30.25	39.00	1/4″	28.00	46.50	1/4″	12.00	23.75
BRD2RD30	1/4″	18.00	29.75	1/4″	28.00	46.50	No	0.00	0.00
BRD2RD36	1/4″	30.25	39.00	1/4″	28.00	46.50	No	0.00	0.00
BRD30	1/4″	24.00	29.75	1/4″	24.00	46.50	1/4″	6.00	30.00
BRD33	1/4″	30.25	32.75	1/4″	24.00	46.50	1/4″	6.00	30.00
BRD36	1/4″	30.25	35.75	1/4″	24.00	46.50	1/4″	6.00	30.00
BRD39	1/4″	36.25	38.75	1/4″	24.00	46.50	1/4″	6.00	30.00
BRD42	1/4″	39.25	41.75	1/4″	24.00	46.50	1/4″	6.00	30.00
BRD45	1/4″	42.25	44.75	1/4″	24.00	46.50	1/4″	6.00	30.00
BRD48	1/4″	45.25	47.75	1/4″	24.00	46.50	1/4″	6.00	30.00
BRDP24	No	0.00	0.00	No	13.50	13.50	1/4″	12.00	23.75
BRDP27	No	0.00	0.00	No	13.50	13.50	1/4″	12.00	23.75
BRDP30	No	0.00	0.00	No	13.50	13.50	1/4″	12.00	23.75
BRDP33	No	0.00	0.00	No	13.50	13.50	1/4″	12.00	23.75
BRDP36	No	0.00	0.00	No	13.50	13.50	1/4″	12.00	23.75
BRKOFFSCREW	No	0.00	0.00	No	0.00	0.00	No	0.00	0.00
BRMCLP	No	0.00	0.00	No	0.00	0.00	No	0.00	0.00
BRT2D2428.5	No	0.00	0.00	No	0.00	0.00	1/4″	12.00	23.75
BRT2D2728.5	1/4″	24.25	26.75	No	0.00	0.00	1/4″	12.00	23.75
BRT2D3028.5	1/4″	27.25	29.75	No	0.00	0.00	1/4″	12.00	23.75
BRT2D3328.5	1/4″	30.25	32.75	No	0.00	0.00	1/4″	12.00	23.75
BRT2D3628.5	1/4″	33.25	39.00	No	0.00	0.00	1/4″	12.00	23.75
BSC30PR	No	0.00	0.00	No	0.00	0.00	No	0.00	0.00
BSC30R	No	0.00	0.00	No	0.00	0.00	No	0.00	0.00
BSC30RP	No	0.00	0.00	No	0.00	0.00	No	0.00	0.00
BSC30RS	No	0.00	0.00	No	0.00	0.00	No	0.00	0.00
BSC30SR	No	0.00	0.00	No	0.00	0.00	No	0.00	0.00
BSC36PRP	No	0.00	0.00	No	0.00	0.00	No	0.00	0.00
BSC36PRS	No	0.00	0.00	No	0.00	0.00	No	0.00	0.00
BSC36SRP	No	0.00	0.00	No	0.00	0.00	No	0.00	0.00
BSC36SRS	No	0.00	0.00	No	0.00	0.00	No	0.00	0.00
BSCG30 L or R	No	0.00	0.00	No	0.00	0.00	No	0.00	0.00
BSCG36 L or R	No	0.00	0.00	No	0.00	0.00	No	0.00	0.00
BST2D12 L or R	1/4″	9.25	11.75	1/4″	30.00	46.50	1/4″	12.00	23.75
BST2D12RT L or R	No	0.00	0.00	1/4″	30.00	46.50	1/4″	12.00	23.75
BST2D15 L or R	1/4″	12.25	14.75	1/4″	30.00	46.50	1/4″	12.00	23.75
BST2D15RT L or R	1/4″	12.25	14.75	1/4″	30.00	46.50	1/4″	12.00	23.75
BST2D18 L or R	1/4″	15.25	17.75	1/4″	30.00	46.50	1/4″	12.00	23.75
BST2D18RT L or R	1/4″	15.25	17.75	1/4″	30.00	46.50	1/4″	12.00	23.75
BST2D21 L or R	1/4″	18.25	20.75	1/4″	30.00	46.50	1/4″	12.00	23.75
BST2D21RT L or R	1/4″	18.25	20.75	1/4″	30.00	46.50	1/4″	12.00	23.75
BST2D24	No	0.00	0.00	1/4″	30.00	46.50	1/4″	12.00	23.75
BST2D24 L or R	1/4″	21.25	23.75	1/4″	30.00	46.50	1/4″	12.00	23.75
BST2D24RT	No	0.00	0.00	1/4″	30.00	46.50	1/4″	12.00	23.75
BST2D24RT L or R	1/4″	21.25	23.75	1/4″	30.00	46.50	1/4″	12.00	23.75
BST2D27	1/4″	24.25	26.75	1/4″	30.00	46.50	1/4″	12.00	23.75
BST2D27RT	1/4″	24.25	26.75	1/4″	30.00	46.50	1/4″	12.00	23.75
BST2D30	1/4″	27.25	29.75	1/4″	30.00	46.50	1/4″	12.00	23.75
BST2D30RT	1/4″	27.25	29.75	1/4″	30.00	46.50	1/4″	12.00	23.75
BST2D33	1/4″	30.25	32.75	1/4″	30.00	46.50	1/4″	12.00	23.75
BST2D33RT	1/4″	30.25	32.75	1/4″	30.00	46.50	1/4″	12.00	23.75
BST2D36	1/4″	33.25	38.75	1/4″	30.00	46.50	1/4″	12.00	23.75
BST2D36RT	1/4″	33.25	38.75	1/4″	30.00	46.50	1/4″	12.00	23.75
BST2D42	No	0.00	0.00	1/4″	30.00	46.50	1/4″	12.00	23.75
BST2D42RT	No	0.00	0.00	1/4″	30.00	46.50	1/4″	12.00	23.75
BST2D45	1/4″	42.25	44.75	1/4″	30.00	46.50	1/4″	12.00	23.75
BST2D45RT	1/4″	42.25	44.75	1/4″	30.00	46.50	1/4″	12.00	23.75
BST2D48	1/4″	45.25	47.75	1/4″	30.00	46.50	1/4″	12.00	23.75

Change Dimension Modifications Availability

SPEC Book Code	CW increments	CW Min	CW Max	CH increments	CH Min	CH Max	CD increments	CD Min	CD Max
BST2D48RT	1/4″	45.25	47.75	1/4″	30.00	46.50	1/4″	12.00	23.75
BST2D9 L or R	No	0.00	0.00	1/4″	30.00	46.50	1/4″	12.00	23.75
BTR12LL	No	0.00	0.00	1/4″	24.00	46.50	1/4″	18.00	23.75
BTR12LR	No	0.00	0.00	1/4″	24.00	46.50	1/4″	18.00	23.75
BTR12RL	No	0.00	0.00	1/4″	24.00	46.50	1/4″	18.00	23.75
BTR12RR	No	0.00	0.00	1/4″	24.00	46.50	1/4″	18.00	23.75
BUMPERPADS	No	0.00	0.00	No	0.00	0.00	No	0.00	0.00
BUMPERSTEM10	No	0.00	0.00	No	0.00	0.00	No	0.00	0.00
BW12 L or R	1/4″	9.00	11.75	1/4″	24.00	46.50	1/4″	6.00	30.00
BW15 L or R	1/4″	12.25	14.75	1/4″	24.00	46.50	1/4″	6.00	30.00
BW18 L or R	1/4″	15.25	17.75	1/4″	24.00	46.50	1/4″	6.00	30.00
BW21 L or R	1/4″	18.25	20.75	1/4″	24.00	46.50	1/4″	6.00	30.00
BW24	No	0.00	0.00	1/4″	24.00	46.50	1/4″	6.00	30.00
BW24 L or R	1/4″	21.25	23.75	1/4″	24.00	46.50	1/4″	6.00	30.00
BW27	1/4″	24.25	26.75	1/4″	24.00	46.50	1/4″	6.00	30.00
BW30	1/4″	27.25	29.75	1/4″	24.00	46.50	1/4″	6.00	30.00
BW33	1/4″	30.25	32.75	1/4″	24.00	46.50	1/4″	6.00	30.00
BW36	1/4″	33.25	35.75	1/4″	24.00	46.50	1/4″	6.00	30.00
BW39	1/4″	36.25	38.75	1/4″	24.00	46.50	1/4″	6.00	30.00
BW42	1/4″	39.25	41.75	1/4″	24.00	46.50	1/4″	6.00	30.00
BW45	1/4″	42.25	44.75	1/4″	24.00	46.50	1/4″	6.00	30.00
BW48	1/4″	45.25	47.75	1/4″	24.00	46.50	1/4″	6.00	30.00
BWB15	No	0.00	0.00	1/4″	34.75	46.50	No	0.00	0.00
BWB15BB	No	0.00	0.00	1/4″	34.75	46.50	No	0.00	0.00
BWB15FH	No	0.00	0.00	1/4″	34.75	46.50	No	0.00	0.00
BWB15PT	No	0.00	0.00	1/4″	34.75	46.50	No	0.00	0.00
BWB15PTFH	No	0.00	0.00	1/4″	34.75	46.50	No	0.00	0.00
BWB15WTCD	No	0.00	0.00	1/4″	34.75	46.50	No	0.00	0.00
BWB18FH	No	0.00	0.00	1/4″	34.75	46.50	No	0.00	0.00
BWBD15	No	0.00	0.00	1/4″	34.75	46.50	No	0.00	0.00
BWBD15FH	No	0.00	0.00	1/4″	34.75	46.50	No	0.00	0.00
BWBD15RTFH	No	0.00	0.00	1/4″	34.75	46.50	No	0.00	0.00
BWBD18	No	0.00	0.00	1/4″	34.75	46.50	No	0.00	0.00
BWBD18BB	No	0.00	0.00	1/4″	34.75	46.50	No	0.00	0.00
BWBD18FH	No	0.00	0.00	1/4″	34.75	46.50	No	0.00	0.00
BWBD18PT	No	0.00	0.00	1/4″	34.75	46.50	No	0.00	0.00
BWBD18PTFH	No	0.00	0.00	1/4″	34.75	46.50	No	0.00	0.00
BWBD18RTFH	No	0.00	0.00	1/4″	34.75	46.50	No	0.00	0.00
BWBD18WTCD	No	0.00	0.00	1/4″	34.75	46.50	No	0.00	0.00
BWBD21	No	0.00	0.00	1/4″	34.75	46.50	No	0.00	0.00
BWBD21BB	No	0.00	0.00	1/4″	34.75	46.50	No	0.00	0.00
BWBD21FH	No	0.00	0.00	1/4″	34.75	46.50	No	0.00	0.00
BWBD21WTCD	No	0.00	0.00	1/4″	34.75	46.50	No	0.00	0.00
BWBD24	No	0.00	0.00	1/4″	34.75	46.50	No	0.00	0.00
BWBD24BB	No	0.00	0.00	1/4″	34.75	46.50	No	0.00	0.00
BWBD24FH	No	0.00	0.00	1/4″	34.75	46.50	No	0.00	0.00
BWBD24WTCD	No	0.00	0.00	1/4″	34.75	46.50	No	0.00	0.00
BWBDFHK15-2	No	0.00	0.00	No	0.00	0.00	No	0.00	0.00
BWBDFHK18-2	No	0.00	0.00	No	0.00	0.00	No	0.00	0.00
BWBDFHK21-2	No	0.00	0.00	No	0.00	0.00	No	0.00	0.00
BWBDFHK24-2	No	0.00	0.00	No	0.00	0.00	No	0.00	0.00
BWBDK15-2	No	0.00	0.00	No	0.00	0.00	No	0.00	0.00
BWBDK18-2	No	0.00	0.00	No	0.00	0.00	No	0.00	0.00
BWBDK21-2	No	0.00	0.00	No	0.00	0.00	No	0.00	0.00
BWBDK24-2	No	0.00	0.00	No	0.00	0.00	No	0.00	0.00
BWBFHK15	No	0.00	0.00	No	0.00	0.00	No	0.00	0.00
BWBFHK18	No	0.00	0.00	No	0.00	0.00	No	0.00	0.00
BWBIN27	No	0.00	0.00	No	0.00	0.00	No	0.00	0.00
BWBIN35	No	0.00	0.00	No	0.00	0.00	No	0.00	0.00
BWBIN50	No	0.00	0.00	No	0.00	0.00	No	0.00	0.00
BWBK15	No	0.00	0.00	No	0.00	0.00	No	0.00	0.00
BWBLID	No	0.00	0.00	No	0.00	0.00	No	0.00	0.00
CABCLEANKIT	No	0.00	0.00	No	0.00	0.00	No	0.00	0.00

SPEC Book Code	CW increments	CW Min	CW Max	CH increments	CH Min	CH Max	CD increments	CD Min	CD Max
CABMAT30	No	0.00	0.00	No	0.00	0.00	No	0.00	0.00
CABMAT33	No	0.00	0.00	No	0.00	0.00	No	0.00	0.00
CABMAT36	No	0.00	0.00	No	0.00	0.00	No	0.00	0.00
CABMATV24	No	0.00	0.00	No	0.00	0.00	No	0.00	0.00
CABMATV30	No	0.00	0.00	No	0.00	0.00	No	0.00	0.00
CABMATV36	No	0.00	0.00	No	0.00	0.00	No	0.00	0.00
C-ART9	No	0.00	0.00	No	0.00	0.00	No	0.00	0.00
C-CLSREV14	No	0.00	0.00	No	0.00	0.00	No	0.00	0.00
C-CLSREV9	No	0.00	0.00	No	0.00	0.00	No	0.00	0.00
C-COS	No	0.00	0.00	No	0.00	0.00	No	0.00	0.00
C-CRAFT	No	0.00	0.00	No	0.00	0.00	No	0.00	0.00
C-CRAFT10	No	0.00	0.00	No	0.00	0.00	No	0.00	0.00
C-CRAFT12	No	0.00	0.00	No	0.00	0.00	No	0.00	0.00
C-CRAFT12OP	No	0.00	0.00	No	0.00	0.00	No	0.00	0.00
CGRAIL	No	0.00	0.00	Yes	6.00	72.00	No	0.00	0.00
C-MIS9	No	0.00	0.00	No	0.00	0.00	No	0.00	0.00
CONVERSION	No	0.00	0.00	No	0.00	0.00	No	0.00	0.00
C-OWD5	No	0.00	0.00	No	0.00	0.00	No	0.00	0.00
C-SB	No	0.00	0.00	No	0.00	0.00	No	0.00	0.00
C-SCROLL13	No	0.00	0.00	No	0.00	0.00	No	0.00	0.00
C-SCROLL9	No	0.00	0.00	No	0.00	0.00	No	0.00	0.00
C-SHKR14	No	0.00	0.00	No	0.00	0.00	No	0.00	0.00
C-SHKR7	No	0.00	0.00	No	0.00	0.00	No	0.00	0.00
C-TRADOP	No	0.00	0.00	No	0.00	0.00	No	0.00	0.00
C-TRIAD6	No	0.00	0.00	No	0.00	0.00	No	0.00	0.00
CUD15	No	0.00	0.00	No	0.00	0.00	No	0.00	0.00
CUD18	1/4″	15.25	17.75	No	0.00	0.00	No	0.00	0.00
CUD21	1/4″	18.25	20.75	No	0.00	0.00	No	0.00	0.00
CUD24	1/4″	21.25	23.75	No	0.00	0.00	No	0.00	0.00
CUD27	1/4″	24.25	26.75	No	0.00	0.00	No	0.00	0.00
CUD30	1/4″	27.25	29.75	No	0.00	0.00	No	0.00	0.00
CUD33	1/4″	30.25	32.75	No	0.00	0.00	No	0.00	0.00
CUD36	1/4″	33.25	35.75	No	0.00	0.00	No	0.00	0.00
CUDD24	No	0.00	0.00	No	0.00	0.00	No	0.00	0.00
CUDD30	No	0.00	0.00	No	0.00	0.00	No	0.00	0.00
CUDD36	No	0.00	0.00	No	0.00	0.00	No	0.00	0.00
D122924FTK L or R	No	0.00	0.00	No	0.00	0.00	1/4″	12.00	23.75
D122924FTKFH L or R	No	0.00	0.00	No	0.00	0.00	1/4″	6.00	30.00
D152924FD	No	0.00	0.00	No	0.00	0.00	1/4″	21.00	21.00
D152924FTK L or R	No	0.00	0.00	No	0.00	0.00	1/4″	12.00	23.75
D152924FTKFH L or R	No	0.00	0.00	No	0.00	0.00	1/4″	6.00	30.00
D182924FD	No	0.00	0.00	No	0.00	0.00	1/4″	21.00	21.00
D182924FTK L or R	No	0.00	0.00	No	0.00	0.00	1/4″	12.00	23.75
D182924FTKFH L or R	No	0.00	0.00	No	0.00	0.00	1/4″	6.00	30.00
D212924FD	No	0.00	0.00	No	0.00	0.00	1/4″	21.00	21.00
D212924FTK L or R	No	0.00	0.00	No	0.00	0.00	1/4″	12.00	23.75
D212924FTKFH L or R	No	0.00	0.00	No	0.00	0.00	1/4″	6.00	30.00
D242924FTK L or R	No	0.00	0.00	No	0.00	0.00	1/4″	12.00	23.75
D242924FTKFH	No	0.00	0.00	No	0.00	0.00	1/4″	6.00	30.00
D242924FTKFH L or R	No	0.00	0.00	No	0.00	0.00	1/4″	6.00	30.00
D272924FTKFH	No	0.00	0.00	No	0.00	0.00	1/4″	6.00	30.00
D2D182924FDDFTK	3″	15.00	15.00	No	0.00	0.00	1/4″	21.00	21.00
D2D242924FDD	No	0.00	0.00	No	0.00	0.00	1/4″	21.00	21.00
D2D242924FDDFTK	3″	21.00	21.00	No	0.00	0.00	1/4″	21.00	21.00
D2D302924FDD	No	0.00	0.00	No	0.00	0.00	1/4″	21.00	21.00
D2D302924FDDFTK	3″	27.00	27.00	No	0.00	0.00	1/4″	21.00	21.00
D2D362924FDDFTK	3″	33.00	33.00	No	0.00	0.00	1/4″	21.00	21.00
D302924FTKFH	No	0.00	0.00	No	0.00	0.00	1/4″	6.00	30.00
D332924FTKFH	No	0.00	0.00	No	0.00	0.00	1/4″	6.00	30.00
D362924FTKFH	No	0.00	0.00	No	0.00	0.00	1/4″	6.00	30.00
D3D153021FD	No	0.00	0.00	1/4″	30.00	46.50	No	0.00	0.00
D3D182924FDFTK	3″	15.00	15.00	No	0.00	0.00	1/4″	18.00	23.75
D3D183021FD	No	0.00	0.00	1/4″	30.00	46.50	No	0.00	0.00

Change Dimension Modifications Availability

SPEC Book Code	CW increments	CW Min	CW Max	CH increments	CH Min	CH Max	CD increments	CD Min	CD Max
D3D212924FDFTK	No	0.00	0.00	No	0.00	0.00	1/4″	18.00	23.75
D3D213021FD	No	0.00	0.00	1/4″	30.00	46.50	No	0.00	0.00
D3D242924FDFTK	No	0.00	0.00	No	0.00	0.00	1/4″	18.00	23.75
D3D243021FD	No	0.00	0.00	1/4″	30.00	46.50	No	0.00	0.00
DBCF32927	No	0.00	0.00	1/4″	12.00	46.50	1/4″	9.00	30.00
DBCF62927	No	0.00	0.00	1/4″	12.00	46.50	1/4″	9.00	30.00
DER332921 L or R	No	0.00	0.00	1/4″	29.25	46.50	No	0.00	0.00
DER362924 L or R	No	0.00	0.00	1/4″	29.25	46.50	No	0.00	0.00
DFOL329	No	0.00	0.00	No	0.00	0.00	No	0.00	0.00
DFOL629	No	0.00	0.00	No	0.00	0.00	No	0.00	0.00
DFOLIAC329	No	0.00	0.00	1/4″	12.00	48.00	No	0.00	0.00
DGBOXLOCK	No	0.00	0.00	No	0.00	0.00	No	0.00	0.00
DGBOXLOCKB9	No	0.00	0.00	No	0.00	0.00	No	0.00	0.00
DGBOXLOCKIN	No	0.00	0.00	No	0.00	0.00	No	0.00	0.00
DGBOXLOCKRT	No	0.00	0.00	No	0.00	0.00	No	0.00	0.00
DGK21D2DDFX	No	0.00	0.00	No	0.00	0.00	No	0.00	0.00
DGK24D2DDFX	No	0.00	0.00	No	0.00	0.00	No	0.00	0.00
DGKIT12	No	0.00	0.00	No	0.00	0.00	No	0.00	0.00
DGKIT15	No	0.00	0.00	No	0.00	0.00	No	0.00	0.00
DGKIT18	No	0.00	0.00	No	0.00	0.00	No	0.00	0.00
DGKIT21	No	0.00	0.00	No	0.00	0.00	No	0.00	0.00
DGKIT24	No	0.00	0.00	No	0.00	0.00	No	0.00	0.00
DOORONLY	No	0.00	0.00	1/4″	8.19	61.06	No	0.00	0.00
DORG309	No	0.00	0.00	No	0.00	0.00	1/4″	6.00	24.00
DORG339	No	0.00	0.00	No	0.00	0.00	1/4″	6.00	24.00
DORG369	No	0.00	0.00	No	0.00	0.00	1/4″	6.00	24.00
DRRAILCROSS	No	0.00	0.00	Yes	6.00	36.00	No	0.00	0.00
DRRAILEND	No	0.00	0.00	Yes	6.00	72.00	No	0.00	0.00
DRTK12ETUP	No	0.00	0.00	No	0.00	0.00	1/4″	12.00	24.00
DRTK15ETUP	1/4″	12.25	14.75	No	0.00	0.00	1/4″	12.00	24.00
DRTK18ETUP	1/4″	15.25	17.75	No	0.00	0.00	1/4″	12.00	24.00
DRTK21ETUP	1/4″	18.25	20.75	No	0.00	0.00	1/4″	12.00	24.00
DRTK24ETUP	1/4″	21.25	23.75	No	0.00	0.00	1/4″	12.00	24.00
DRTK27ETUP	1/4″	24.25	26.75	No	0.00	0.00	1/4″	12.00	24.00
DRTK30ETUP	1/4″	27.25	29.75	No	0.00	0.00	1/4″	12.00	24.00
DRTK33ETUP	1/4″	30.25	32.75	No	0.00	0.00	1/4″	12.00	24.00
DRTK36ETUP	1/4″	33.25	39.00	No	0.00	0.00	1/4″	12.00	24.00
DRTK39ETUP	1/4″	33.25	39.00	No	0.00	0.00	1/4″	12.00	24.00
DRWBOXONLY24PG	No	5.63	20.63	No	2.00	10.00	3″	9.00	21.00
DRWBOXONLY36PG	No	20.88	32.63	No	2.00	10.00	3″	9.00	21.00
DRWBOXONLY48PG	No	32.88	44.63	No	2.00	10.00	3″	9.00	21.00
DRWFRTONLY	No	0.00	0.00	1/4″	4.50	14.72	No	0.00	0.00
DRWPWR1	No	0.00	0.00	No	0.00	0.00	No	0.00	0.00
DRWRAILCROSS	No	0.00	0.00	Yes	6.00	36.00	No	0.00	0.00
DRWRAILEND	No	0.00	0.00	Yes	6.00	72.00	No	0.00	0.00
DUCD1521	No	0.00	0.00	1/4″	5.00	6.50	1/4″	12.00	20.75
DUCD1524	No	0.00	0.00	1/4″	5.00	6.50	1/4″	21.25	23.75
DUCD1821	1/4″	15.25	17.75	1/4″	5.00	6.50	1/4″	12.00	20.75
DUCD1824	1/4″	15.25	17.75	1/4″	5.00	6.50	1/4″	21.25	23.75
DUCD2121	1/4″	18.25	20.75	1/4″	5.00	6.50	1/4″	12.00	20.75
DUCD2124	1/4″	18.25	20.75	1/4″	5.00	6.50	1/4″	21.25	23.75
DUCD2421	1/4″	21.25	23.75	1/4″	5.00	6.50	1/4″	12.00	24.00
DUCD2424	1/4″	21.25	23.75	1/4″	5.00	6.50	1/4″	21.25	23.75
DUCD2721	1/4″	24.25	26.75	1/4″	5.00	6.50	1/4″	12.00	24.00
DUCD2724	1/4″	24.25	26.75	1/4″	5.00	6.50	1/4″	21.25	23.75
DUCD3021	1/4″	27.25	29.75	1/4″	5.00	6.50	1/4″	12.00	24.00
DUCD3024	1/4″	27.25	29.75	1/4″	5.00	6.50	1/4″	21.25	23.75
DUCD3321	1/4″	30.25	32.75	1/4″	5.00	6.50	1/4″	12.00	20.75
DUCD3324	1/4″	30.25	32.75	1/4″	5.00	6.50	1/4″	21.25	23.75
DUCD3621	1/4″	33.25	35.75	1/4″	5.00	6.50	1/4″	12.00	24.00
DUCD3624	1/4″	33.25	35.75	1/4″	5.00	6.50	1/4″	21.25	23.75
DUCDT2421	No	0.00	0.00	1/4″	5.00	6.50	1/4″	12.00	24.00
DUCDT2424	No	0.00	0.00	1/4″	5.00	6.50	1/4″	21.25	23.75

SPEC Book Code	CW increments	CW Min	CW Max	CH increments	CH Min	CH Max	CD increments	CD Min	CD Max
DUCDT2721	No	0.00	0.00	1/4″	5.00	6.50	1/4″	21.25	23.75
DUCDT2724	No	0.00	0.00	1/4″	5.00	6.50	1/4″	21.25	23.75
DUCDT3021	No	0.00	0.00	1/4″	5.00	6.50	1/4″	12.00	24.00
DUCDT3024	No	0.00	0.00	1/4″	5.00	6.50	1/4″	21.25	23.75
DUCDT3621	No	0.00	0.00	1/4″	5.00	6.50	1/4″	12.00	24.00
DUCDT3624	No	0.00	0.00	1/4″	5.00	6.50	1/4″	21.25	23.75
DUCDT4221	No	0.00	0.00	1/4″	5.00	6.50	1/4″	21.25	23.75
DUCDT4224	No	0.00	0.00	1/4″	5.00	6.50	1/4″	21.25	23.75
EDGEBAND10LMN	No	0.00	0.00	No	0.00	0.00	No	0.00	0.00
EDGEBAND10WD	No	0.00	0.00	No	0.00	0.00	No	0.00	0.00
END-CRAFT325	No	0.00	0.00	No	0.00	0.00	No	0.00	0.00
END-CRAFT336	No	0.00	0.00	No	0.00	0.00	No	0.00	0.00
END-WBR125	No	0.00	0.00	No	0.00	0.00	No	0.00	0.00
END-WBR136	No	0.00	0.00	No	0.00	0.00	No	0.00	0.00
END-WBR325	No	0.00	0.00	No	0.00	0.00	No	0.00	0.00
END-WBR336	No	0.00	0.00	No	0.00	0.00	No	0.00	0.00
END-X125	No	0.00	0.00	No	0.00	0.00	No	0.00	0.00
END-X136	No	0.00	0.00	No	0.00	0.00	No	0.00	0.00
END-X325	No	0.00	0.00	No	0.00	0.00	No	0.00	0.00
END-X336	No	0.00	0.00	No	0.00	0.00	No	0.00	0.00
EZORG18	No	0.00	0.00	No	0.00	0.00	No	0.00	0.00
EZORG24	No	0.00	0.00	No	0.00	0.00	No	0.00	0.00
F.2596	No	0.00	0.00	No	0.00	0.00	No	0.00	0.00
F.596	No	0.00	0.00	No	0.00	0.00	No	0.00	0.00
FID151224	No	0.00	0.00	1/4″	12.25	18.00	1/4″	12.00	23.75
FID156.7524	No	0.00	0.00	1/4″	7.00	11.75	1/4″	12.00	23.75
FID181224	1/4″	15.25	17.75	1/4″	12.25	18.00	1/4″	12.00	23.75
FID186.7524	1/4″	15.25	17.75	1/4″	7.00	11.75	1/4″	12.00	23.75
FID211224	1/4″	18.25	20.75	1/4″	12.25	18.00	1/4″	12.00	23.75
FID216.7524	1/4″	18.25	20.75	1/4″	7.00	11.75	1/4″	12.00	23.75
FID241224	1/4″	21.25	23.75	1/4″	12.25	18.00	1/4″	12.00	23.75
FID246.7524	1/4″	21.25	23.75	1/4″	7.00	11.75	1/4″	12.00	23.75
FID271224	1/4″	24.25	26.75	1/4″	12.25	18.00	1/4″	12.00	23.75
FID276.7524	1/4″	24.25	26.75	1/4″	7.00	11.75	1/4″	12.00	23.75
FID301224	1/4″	27.25	29.75	1/4″	12.25	18.00	1/4″	12.00	23.75
FID306.7524	1/4″	27.25	29.75	1/4″	7.00	11.75	1/4″	12.00	23.75
FID331224	1/4″	30.25	32.75	1/4″	12.25	18.00	1/4″	12.00	23.75
FID336.7524	1/4″	30.25	32.75	1/4″	7.00	11.75	1/4″	12.00	23.75
FID361224	1/4″	33.25	35.75	1/4″	12.25	18.00	1/4″	12.00	23.75
FID366.7524	1/4″	33.25	35.75	1/4″	7.00	11.75	1/4″	12.00	23.75
FID391224	1/4″	36.25	38.75	1/4″	12.25	18.00	1/4″	12.00	23.75
FID396.7524	1/4″	36.25	38.75	1/4″	7.00	11.75	1/4″	12.00	23.75
FID421224	1/4″	39.25	41.75	1/4″	12.25	18.00	1/4″	12.00	23.75
FID426.7524	1/4″	39.25	41.75	1/4″	7.00	11.75	1/4″	12.00	23.75
FID451224	1/4″	42.25	44.75	1/4″	12.25	18.00	1/4″	12.00	23.75
FID456.7524	1/4″	42.25	44.75	1/4″	7.00	11.75	1/4″	12.00	23.75
FID481224	1/4″	45.25	47.75	1/4″	12.25	18.00	1/4″	12.00	23.75
FID486.7524	1/4″	45.25	47.75	1/4″	7.00	11.75	1/4″	12.00	23.75
F3102	No	0.00	0.00	1/4″	96.25	101.75	No	0.00	0.00
F3108	No	0.00	0.00	1/4″	102.25	107.75	No	0.00	0.00
F3120	No	0.00	0.00	1/4″	108.25	119.75	No	0.00	0.00
F330	No	0.00	0.00	1/4″	12.00	29.75	No	0.00	0.00
F333	No	0.00	0.00	1/4″	30.25	32.75	No	0.00	0.00
F336	No	0.00	0.00	1/4″	33.25	35.75	No	0.00	0.00
F339	No	0.00	0.00	1/4″	36.25	38.75	No	0.00	0.00
F342	No	0.00	0.00	1/4″	39.25	41.75	No	0.00	0.00
F345	No	0.00	0.00	1/4″	42.25	44.75	No	0.00	0.00
F348	No	0.00	0.00	1/4″	45.25	50.75	No	0.00	0.00
F384	No	0.00	0.00	1/4″	48.25	83.75	No	0.00	0.00
F387	No	0.00	0.00	1/4″	84.25	86.75	No	0.00	0.00
F390	No	0.00	0.00	1/4″	87.25	89.75	No	0.00	0.00
F393	No	0.00	0.00	1/4″	90.25	92.75	No	0.00	0.00
F396	No	0.00	0.00	1/4″	93.25	95.75	No	0.00	0.00

Change Dimension Modifications Availability

SPEC Book Code	CW increments	CW Min	CW Max	CH increments	CH Min	CH Max	CD increments	CD Min	CD Max
F3RETURNLMN	No	0.00	0.00	No	0.00	0.00	No	0.00	0.00
F6102	No	0.00	0.00	1/4″	96.25	101.75	No	0.00	0.00
F6108	No	0.00	0.00	1/4″	102.25	107.75	No	0.00	0.00
F6120	No	0.00	0.00	1/4″	108.25	119.75	No	0.00	0.00
F630	No	0.00	0.00	1/4″	12.00	29.75	No	0.00	0.00
F633	No	0.00	0.00	1/4″	30.25	32.75	No	0.00	0.00
F636	No	0.00	0.00	1/4″	33.25	35.75	No	0.00	0.00
F639	No	0.00	0.00	1/4″	36.25	38.75	No	0.00	0.00
F642	No	0.00	0.00	1/4″	39.25	41.75	No	0.00	0.00
F645	No	0.00	0.00	1/4″	42.25	44.75	No	0.00	0.00
F648	No	0.00	0.00	1/4″	45.25	50.75	No	0.00	0.00
F684	No	0.00	0.00	1/4″	48.25	83.75	No	0.00	0.00
F687	No	0.00	0.00	1/4″	84.25	86.75	No	0.00	0.00
F690	No	0.00	0.00	1/4″	87.25	89.75	No	0.00	0.00
F693	No	0.00	0.00	1/4″	90.25	92.75	No	0.00	0.00
F696	No	0.00	0.00	1/4″	93.25	95.75	No	0.00	0.00
F6RETURNLMN	No	0.00	0.00	No	0.00	0.00	No	0.00	0.00
FA329	No	0.00	0.00	1/4″	12.00	48.00	No	0.00	0.00
FA330	No	0.00	0.00	1/4″	12.00	29.75	No	0.00	0.00
FA333	No	0.00	0.00	1/4″	30.25	31.75	No	0.00	0.00
FA336	No	0.00	0.00	1/4″	32.25	35.75	No	0.00	0.00
FA339	No	0.00	0.00	1/4″	36.25	38.75	No	0.00	0.00
FA342	No	0.00	0.00	1/4″	39.25	41.75	No	0.00	0.00
FA345	No	0.00	0.00	1/4″	42.25	44.75	No	0.00	0.00
FA348	No	0.00	0.00	1/4″	45.25	70.00	No	0.00	0.00
FA384	No	0.00	0.00	1/4″	66.00	83.75	No	0.00	0.00
FA387	No	0.00	0.00	1/4″	84.25	86.75	No	0.00	0.00
FA390	No	0.00	0.00	1/4″	87.25	89.75	No	0.00	0.00
FA393	No	0.00	0.00	1/4″	90.25	92.75	No	0.00	0.00
FA396	No	0.00	0.00	1/4″	93.25	95.75	No	0.00	0.00
FALSEPNLCLIP5O	No	0.00	0.00	No	0.00	0.00	No	0.00	0.00
FAR330	No	0.00	0.00	No	0.00	0.00	No	0.00	0.00
FAR334.5	No	0.00	0.00	No	0.00	0.00	No	0.00	0.00
FB1D151824	No	0.00	0.00	1/4″	12.00	22.50	1/4″	12.00	23.75
FB1D181824	1/4″	15.25	17.75	1/4″	12.00	22.50	1/4″	12.00	23.75
FB1D211824	1/4″	18.25	20.75	1/4″	12.00	22.50	1/4″	12.00	23.75
FB1D241824	1/4″	21.25	23.75	1/4″	12.00	22.50	1/4″	12.00	23.75
FB1D271824	1/4″	24.25	26.75	1/4″	12.00	22.50	1/4″	12.00	23.75
FB1D301824	1/4″	27.25	29.75	1/4″	12.00	22.50	1/4″	12.00	23.75
FB1D331824	1/4″	30.25	32.75	1/4″	12.00	22.50	1/4″	12.00	23.75
FB1D361824	1/4″	33.25	35.75	1/4″	12.00	22.50	1/4″	12.00	23.75
FB1D391824	1/4″	36.25	38.75	1/4″	12.00	22.50	1/4″	12.00	23.75
FB1D421824	1/4″	39.25	41.75	1/4″	12.00	22.50	1/4″	12.00	23.75
FB1D451824	1/4″	42.25	44.75	1/4″	12.00	22.50	1/4″	12.00	23.75
FB1D481824	1/4″	45.25	47.75	1/4″	12.00	22.50	1/4″	12.00	23.75
FC330	No	0.00	0.00	1/4″	12.00	48.00	No	0.00	0.00
FEEB1D1818	3″	12.00	15.00	No	0.00	0.00	1/4″	12.00	24.00
FEEB1D2118	No	0.00	0.00	No	0.00	0.00	1/4″	12.00	24.00
FEEB1D2418	No	0.00	0.00	No	0.00	0.00	1/4″	12.00	24.00
FEEB1D3618	No	0.00	0.00	No	0.00	0.00	1/4″	12.00	24.00
FEEBO1818	3″	12.00	15.00	No	0.00	0.00	1/4″	6.00	30.00
FEEBO2118	No	0.00	0.00	No	0.00	0.00	1/4″	6.00	30.00
FEEBO2418	No	0.00	0.00	No	0.00	0.00	1/4″	6.00	30.00
FEEBO3618	No	0.00	0.00	No	0.00	0.00	1/4″	6.00	30.00
FEELW1846.5 L or R	3″	12.00	15.00	No	0.00	0.00	1/4″	6.00	24.00
FEELW1852.5 L or R	3″	12.00	15.00	No	0.00	0.00	1/4″	6.00	24.00
FEELW1858.5 L or R	3″	12.00	15.00	No	0.00	0.00	1/4″	6.00	24.00
FEELW2146.5 L or R	No	0.00	0.00	No	0.00	0.00	1/4″	6.00	24.00
FEELW2152.5 L or R	No	0.00	0.00	No	0.00	0.00	1/4″	6.00	24.00
FEELW2158.5 L or R	No	0.00	0.00	No	0.00	0.00	1/4″	6.00	24.00
FEELW2446.5	No	0.00	0.00	No	0.00	0.00	1/4″	6.00	24.00
FEELW2446.5 L or R	No	0.00	0.00	No	0.00	0.00	1/4″	6.00	24.00
FEELW2452.5	No	0.00	0.00	No	0.00	0.00	1/4″	6.00	24.00

SPEC Book Code	CW increments	CW Min	CW Max	CH increments	CH Min	CH Max	CD increments	CD Min	CD Max
FEELW2452.5 L or R	No	0.00	0.00	No	0.00	0.00	1/4″	6.00	24.00
FEELW2458.5	No	0.00	0.00	No	0.00	0.00	1/4″	6.00	24.00
FEELW2458.5 L or R	No	0.00	0.00	No	0.00	0.00	1/4″	6.00	24.00
FEELW3646.5	3″	27.00	33.00	No	0.00	0.00	1/4″	6.00	24.00
FEELW3652.5	3″	27.00	33.00	No	0.00	0.00	1/4″	6.00	24.00
FEELW3658.5	3″	27.00	33.00	No	0.00	0.00	1/4″	6.00	24.00
FEEST1846.5 L or R	3″	12.00	15.00	No	0.00	0.00	1/4″	6.00	30.00
FEEST1852.5 L or R	3″	12.00	15.00	No	0.00	0.00	1/4″	6.00	30.00
FEEST1858.5 L or R	3″	12.00	15.00	No	0.00	0.00	1/4″	6.00	30.00
FEEST2146.5 L or R	No	0.00	0.00	No	0.00	0.00	1/4″	6.00	30.00
FEEST2152.5 L or R	No	0.00	0.00	No	0.00	0.00	1/4″	6.00	30.00
FEEST2158.5 L or R	No	0.00	0.00	No	0.00	0.00	1/4″	6.00	30.00
FEEST2446.5 L or R	No	0.00	0.00	No	0.00	0.00	1/4″	6.00	30.00
FEEST2452.5 L or R	No	0.00	0.00	No	0.00	0.00	1/4″	6.00	30.00
FEEST2458.5 L or R	No	0.00	0.00	No	0.00	0.00	1/4″	6.00	30.00
FEESTMC1846.5 L or R	No	0.00	0.00	No	0.00	0.00	1/4″	9.00	30.00
FEESTMC1852.5 L or R	No	0.00	0.00	No	0.00	0.00	1/4″	9.00	30.00
FEESTMC1858.5 L or R	No	0.00	0.00	No	0.00	0.00	1/4″	9.00	30.00
FEESTMC2146.5 L or R	No	0.00	0.00	No	0.00	0.00	1/4″	9.00	30.00
FEESTMC2152.5 L or R	No	0.00	0.00	No	0.00	0.00	1/4″	9.00	30.00
FEESTMC2158.5 L or R	No	0.00	0.00	No	0.00	0.00	1/4″	9.00	30.00
FEET1D1866 L or R	3″	12.00	15.00	No	0.00	0.00	1/4″	12.00	24.00
FEET1D1872 L or R	3″	12.00	15.00	No	0.00	0.00	1/4″	12.00	24.00
FEET1D1878 L or R	3″	12.00	15.00	No	0.00	0.00	1/4″	12.00	24.00
FEET1D2166 L or R	No	0.00	0.00	No	0.00	0.00	1/4″	12.00	24.00
FEET1D2172 L or R	No	0.00	0.00	No	0.00	0.00	1/4″	12.00	24.00
FEET1D2178 L or R	No	0.00	0.00	No	0.00	0.00	1/4″	12.00	24.00
FEET1D2466 L or R	No	0.00	0.00	No	0.00	0.00	1/4″	12.00	24.00
FEET1D2472 L or R	No	0.00	0.00	No	0.00	0.00	1/4″	12.00	24.00
FEET1D2478 L or R	No	0.00	0.00	No	0.00	0.00	1/4″	12.00	24.00
FFRAIL	1/4″	1.50	6.00	1/4″	6.00	120.00	No	0.00	0.00
FIAC330	No	0.00	0.00	1/4″	12.00	29.75	No	0.00	0.00
FIAC342	No	0.00	0.00	1/4″	30.25	70.00	No	0.00	0.00
FILTERCHAR	No	0.00	0.00	No	0.00	0.00	No	0.00	0.00
FSCOK18	No	0.00	0.00	No	0.00	0.00	No	0.00	0.00
FSCOK24	No	0.00	0.00	No	0.00	0.00	No	0.00	0.00
FTBK1884	No	0.00	0.00	1/4″	69.25	83.75	1/4″	6.00	24.00
FTBK1887	No	0.00	0.00	1/4″	84.25	86.75	1/4″	6.00	24.00
FTBK1890	No	0.00	0.00	1/4″	87.25	89.75	1/4″	6.00	24.00
FTBK1893	No	0.00	0.00	1/4″	90.25	92.75	1/4″	6.00	24.00
FTBK1896	No	0.00	0.00	1/4″	93.25	95.75	1/4″	6.00	24.00
FTBK2184	1/4″	18.25	20.75	1/4″	69.25	83.75	1/4″	6.00	24.00
FTBK2187	1/4″	18.25	20.75	1/4″	84.25	86.75	1/4″	6.00	24.00
FTBK2190	1/4″	18.25	20.75	1/4″	87.25	89.75	1/4″	6.00	24.00
FTBK2193	1/4″	18.25	20.75	1/4″	90.25	92.75	1/4″	6.00	24.00
FTBK2196	1/4″	18.25	20.75	1/4″	93.25	95.75	1/4″	6.00	24.00
FTBK2484	1/4″	21.25	23.75	1/4″	69.25	83.75	1/4″	6.00	24.00
FTBK2487	1/4″	21.25	23.75	1/4″	84.25	86.75	1/4″	6.00	24.00
FTBK2490	1/4″	21.25	23.75	1/4″	87.25	89.75	1/4″	6.00	24.00
FTBK2493	1/4″	21.25	23.75	1/4″	90.25	92.75	1/4″	6.00	24.00
FTBK2496	1/4″	21.25	23.75	1/4″	93.25	95.75	1/4″	6.00	24.00
FTBK2784	1/4″	24.25	26.75	1/4″	69.25	83.75	1/4″	6.00	24.00
FTBK2787	1/4″	24.25	26.75	1/4″	84.25	86.75	1/4″	6.00	24.00
FTBK2790	1/4″	24.25	26.75	1/4″	87.25	89.75	1/4″	6.00	24.00
FTBK2793	1/4″	24.25	26.75	1/4″	90.25	92.75	1/4″	6.00	24.00
FTBK2796	1/4″	24.25	26.75	1/4″	93.25	95.75	1/4″	6.00	24.00
FTBK3084	1/4″	27.25	29.75	1/4″	69.25	83.75	1/4″	6.00	24.00
FTBK3087	1/4″	27.25	29.75	1/4″	84.25	86.75	1/4″	6.00	24.00
FTBK3090	1/4″	27.25	29.75	1/4″	87.25	89.75	1/4″	6.00	24.00
FTBK3093	1/4″	27.25	29.75	1/4″	90.25	92.75	1/4″	6.00	24.00
FTBK3096	1/4″	27.25	29.75	1/4″	93.25	95.75	1/4″	6.00	24.00
FTBK3384	1/4″	30.25	32.75	1/4″	69.25	83.75	1/4″	6.00	24.00
FTBK3387	1/4″	30.25	32.75	1/4″	84.25	86.75	1/4″	6.00	24.00

Change Dimension Modifications Availability

SPEC Book Code	CW increments	CW Min	CW Max	CH increments	CH Min	CH Max	CD increments	CD Min	CD Max
FTBK3390	1/4″	30.25	32.75	1/4″	87.25	89.75	1/4″	6.00	24.00
FTBK3393	1/4″	30.25	32.75	1/4″	90.25	92.75	1/4″	6.00	24.00
FTBK3396	1/4″	30.25	32.75	1/4″	93.25	95.75	1/4″	6.00	24.00
FTBK3684	1/4″	33.25	35.75	1/4″	69.25	83.75	1/4″	6.00	24.00
FTBK3687	1/4″	33.25	35.75	1/4″	84.25	86.75	1/4″	6.00	24.00
FTBK3690	1/4″	33.25	35.75	1/4″	87.25	89.75	1/4″	6.00	24.00
FTBK3693	1/4″	33.25	35.75	1/4″	90.25	92.75	1/4″	6.00	24.00
FTBK3696	1/4″	33.25	35.75	1/4″	93.25	95.75	1/4″	6.00	24.00
FTBKD1884 L or R	No	0.00	0.00	1/4″	69.25	83.75	1/4″	6.00	24.00
FTBKD1887 L or R	No	0.00	0.00	1/4″	84.25	86.75	1/4″	6.00	24.00
FTBKD1890 L or R	No	0.00	0.00	1/4″	87.25	89.75	1/4″	6.00	24.00
FTBKD1893 L or R	No	0.00	0.00	1/4″	90.25	92.75	1/4″	6.00	24.00
FTBKD1896 L or R	No	0.00	0.00	1/4″	93.25	95.75	1/4″	6.00	24.00
FTBKD2184 L or R	1/4″	18.25	20.75	1/4″	69.25	83.75	1/4″	6.00	24.00
FTBKD2187 L or R	1/4″	18.25	20.75	1/4″	84.25	86.75	1/4″	6.00	24.00
FTBKD2190 L or R	1/4″	18.25	20.75	1/4″	87.25	89.75	1/4″	6.00	24.00
FTBKD2193 L or R	1/4″	18.25	20.75	1/4″	90.25	92.75	1/4″	6.00	24.00
FTBKD2196 L or R	1/4″	18.25	20.75	1/4″	93.25	95.75	1/4″	6.00	24.00
FTBKD2484	No	0.00	0.00	1/4″	69.25	83.75	1/4″	6.00	24.00
FTBKD2484 L or R	1/4″	21.25	23.75	1/4″	69.25	83.75	1/4″	6.00	24.00
FTBKD2487	No	0.00	0.00	1/4″	84.25	86.75	1/4″	6.00	24.00
FTBKD2487 L or R	1/4″	21.25	23.75	1/4″	84.25	86.75	1/4″	6.00	24.00
FTBKD2490	No	0.00	0.00	1/4″	87.25	89.75	1/4″	6.00	24.00
FTBKD2490 L or R	1/4″	21.25	23.75	1/4″	87.25	89.75	1/4″	6.00	24.00
FTBKD2493	No	0.00	0.00	1/4″	90.25	92.75	1/4″	6.00	24.00
FTBKD2493 L or R	1/4″	21.25	23.75	1/4″	90.25	92.75	1/4″	6.00	24.00
FTBKD2496	No	0.00	0.00	1/4″	93.25	95.75	1/4″	6.00	24.00
FTBKD2496 L or R	1/4″	21.25	23.75	1/4″	93.25	95.75	1/4″	6.00	24.00
FTBKD2784	1/4″	24.25	26.75	1/4″	69.25	83.75	1/4″	6.00	24.00
FTBKD2787	1/4″	24.25	26.75	1/4″	84.25	86.75	1/4″	6.00	24.00
FTBKD2790	1/4″	24.25	26.75	1/4″	87.25	89.75	1/4″	6.00	24.00
FTBKD2793	1/4″	24.25	26.75	1/4″	90.25	92.75	1/4″	6.00	24.00
FTBKD2796	1/4″	24.25	26.75	1/4″	93.25	95.75	1/4″	6.00	24.00
FTBKD3084	1/4″	27.25	29.75	1/4″	69.25	83.75	1/4″	6.00	24.00
FTBKD3087	1/4″	27.25	29.75	1/4″	84.25	86.75	1/4″	6.00	24.00
FTBKD3090	1/4″	27.25	29.75	1/4″	87.25	89.75	1/4″	6.00	24.00
FTBKD3093	1/4″	27.25	29.75	1/4″	90.25	92.75	1/4″	6.00	24.00
FTBKD3096	1/4″	27.25	29.75	1/4″	93.25	95.75	1/4″	6.00	24.00
FTBKD3384	1/4″	30.25	32.75	1/4″	69.25	83.75	1/4″	6.00	24.00
FTBKD3387	1/4″	30.25	32.75	1/4″	84.25	86.75	1/4″	6.00	24.00
FTBKD3390	1/4″	30.25	32.75	1/4″	87.25	89.75	1/4″	6.00	24.00
FTBKD3393	1/4″	30.25	32.75	1/4″	90.25	92.75	1/4″	6.00	24.00
FTBKD3396	1/4″	30.25	32.75	1/4″	93.25	95.75	1/4″	6.00	24.00
FTBKD3684	1/4″	33.25	35.75	1/4″	69.25	83.75	1/4″	6.00	24.00
FTBKD3687	1/4″	33.25	35.75	1/4″	84.25	86.75	1/4″	6.00	24.00
FTBKD3690	1/4″	33.25	35.75	1/4″	87.25	89.75	1/4″	6.00	24.00
FTBKD3693	1/4″	33.25	35.75	1/4″	90.25	92.75	1/4″	6.00	24.00
FTBKD3696	1/4″	33.25	35.75	1/4″	93.25	95.75	1/4″	6.00	24.00
FTBKDD1884 L or R	No	0.00	0.00	1/4″	69.25	83.75	1/4″	6.00	24.00
FTBKDD1887 L or R	No	0.00	0.00	1/4″	84.25	86.75	1/4″	6.00	24.00
FTBKDD1890 L or R	No	0.00	0.00	1/4″	87.25	89.75	1/4″	6.00	24.00
FTBKDD1893 L or R	No	0.00	0.00	1/4″	90.25	92.75	1/4″	6.00	24.00
FTBKDD1896 L or R	No	0.00	0.00	1/4″	93.25	95.75	1/4″	6.00	24.00
FTBKDD2184 L or R	1/4″	18.25	20.75	1/4″	69.25	83.75	1/4″	6.00	24.00
FTBKDD2187 L or R	1/4″	18.25	20.75	1/4″	84.25	86.75	1/4″	6.00	24.00
FTBKDD2190 L or R	1/4″	18.25	20.75	1/4″	87.25	89.75	1/4″	6.00	24.00
FTBKDD2193 L or R	1/4″	18.25	20.75	1/4″	90.25	92.75	1/4″	6.00	24.00
FTBKDD2196 L or R	1/4″	18.25	20.75	1/4″	93.25	95.75	1/4″	6.00	24.00
FTBKDD2484	No	0.00	0.00	1/4″	69.25	83.75	1/4″	6.00	24.00
FTBKDD2484 L or R	1/4″	21.25	23.75	1/4″	69.25	83.75	1/4″	6.00	24.00
FTBKDD2487	No	0.00	0.00	1/4″	84.25	86.75	1/4″	6.00	24.00
FTBKDD2487 L or R	1/4″	21.25	23.75	1/4″	84.25	86.75	1/4″	6.00	24.00
FTBKDD2490	No	0.00	0.00	1/4″	87.25	89.75	1/4″	6.00	24.00

SPEC Book Code	CW increments	CW Min	CW Max	CH increments	CH Min	CH Max	CD increments	CD Min	CD Max
FTBKDD2490 L or R	1/4″	21.25	23.75	1/4″	87.25	89.75	1/4″	6.00	24.00
FTBKDD2493	No	0.00	0.00	1/4″	90.25	92.75	1/4″	6.00	24.00
FTBKDD2493 L or R	1/4″	21.25	23.75	1/4″	90.25	92.75	1/4″	6.00	24.00
FTBKDD2496	No	0.00	0.00	1/4″	93.25	95.75	1/4″	6.00	24.00
FTBKDD2496 L or R	1/4″	21.25	23.75	1/4″	93.25	95.75	1/4″	6.00	24.00
FTBKDD2784	1/4″	24.25	26.75	1/4″	69.25	83.75	1/4″	6.00	24.00
FTBKDD2787	1/4″	24.25	26.75	1/4″	84.25	86.75	1/4″	6.00	24.00
FTBKDD2790	1/4″	24.25	26.75	1/4″	87.25	89.75	1/4″	6.00	24.00
FTBKDD2793	1/4″	24.25	26.75	1/4″	90.25	92.75	1/4″	6.00	24.00
FTBKDD2796	1/4″	24.25	26.75	1/4″	93.25	95.75	1/4″	6.00	24.00
FTBKDD3084	1/4″	27.25	29.75	1/4″	69.25	83.75	1/4″	6.00	24.00
FTBKDD3087	1/4″	27.25	29.75	1/4″	84.25	86.75	1/4″	6.00	24.00
FTBKDD3090	1/4″	27.25	29.75	1/4″	87.25	89.75	1/4″	6.00	24.00
FTBKDD3093	1/4″	27.25	29.75	1/4″	90.25	92.75	1/4″	6.00	24.00
FTBKDD3096	1/4″	27.25	29.75	1/4″	93.25	95.75	1/4″	6.00	24.00
FTBKDD3384	1/4″	30.25	32.75	1/4″	69.25	83.75	1/4″	6.00	24.00
FTBKDD3387	1/4″	30.25	32.75	1/4″	84.25	86.75	1/4″	6.00	24.00
FTBKDD3390	1/4″	30.25	32.75	1/4″	87.25	89.75	1/4″	6.00	24.00
FTBKDD3393	1/4″	30.25	32.75	1/4″	90.25	92.75	1/4″	6.00	24.00
FTBKDD3396	1/4″	30.25	32.75	1/4″	93.25	95.75	1/4″	6.00	24.00
FTBKDD3684	1/4″	33.25	35.75	1/4″	69.25	83.75	1/4″	6.00	24.00
FTBKDD3687	1/4″	33.25	35.75	1/4″	84.25	86.75	1/4″	6.00	24.00
FTBKDD3690	1/4″	33.25	35.75	1/4″	87.25	89.75	1/4″	6.00	24.00
FTBKDD3693	1/4″	33.25	35.75	1/4″	90.25	92.75	1/4″	6.00	24.00
FTBKDD3696	1/4″	33.25	35.75	1/4″	93.25	95.75	1/4″	6.00	24.00
FT-COS	No	0.00	0.00	No	0.00	0.00	No	0.00	0.00
FT-CRAFT	No	0.00	0.00	No	0.00	0.00	No	0.00	0.00
FT-CRAFT6	No	0.00	0.00	No	0.00	0.00	No	0.00	0.00
FT-CRAFTC	No	0.00	0.00	No	0.00	0.00	No	0.00	0.00
FT-FRNCNTY	No	0.00	0.00	No	0.00	0.00	No	0.00	0.00
FT-KENS	No	0.00	0.00	No	0.00	0.00	No	0.00	0.00
FT-LI	No	0.00	0.00	No	0.00	0.00	No	0.00	0.00
FT-LIFLUTE	No	0.00	0.00	No	0.00	0.00	No	0.00	0.00
FT-MAD	No	0.00	0.00	No	0.00	0.00	No	0.00	0.00
FT-MADE	No	0.00	0.00	No	0.00	0.00	No	0.00	0.00
FT-METAL	No	0.00	0.00	No	0.00	0.00	No	0.00	0.00
FT-METRO	No	0.00	0.00	No	0.00	0.00	No	0.00	0.00
FT-PEDC	No	0.00	0.00	No	0.00	0.00	No	0.00	0.00
FT-PEDL	No	0.00	0.00	No	0.00	0.00	No	0.00	0.00
FT-PEDR	No	0.00	0.00	No	0.00	0.00	No	0.00	0.00
FT-PEDRETL	No	0.00	0.00	No	0.00	0.00	No	0.00	0.00
FT-PEDRETR	No	0.00	0.00	No	0.00	0.00	No	0.00	0.00
FT-QA	No	0.00	0.00	No	0.00	0.00	No	0.00	0.00
FT-QASCROLL	No	0.00	0.00	No	0.00	0.00	No	0.00	0.00
FT-RDBUN	No	0.00	0.00	No	0.00	0.00	No	0.00	0.00
FT-SQ4	No	0.00	0.00	No	0.00	0.00	No	0.00	0.00
FT-TP2S	No	0.00	0.00	No	0.00	0.00	No	0.00	0.00
FT-TP4S	No	0.00	0.00	No	0.00	0.00	No	0.00	0.00
FT-TULIP	No	0.00	0.00	No	0.00	0.00	No	0.00	0.00
FT-TULIPSQ	No	0.00	0.00	No	0.00	0.00	No	0.00	0.00
FT-TULIPTK	No	0.00	0.00	No	0.00	0.00	No	0.00	0.00
FWBK1848	1/4″	15.00	17.75	1/4″	42.00	47.75	1/4″	6.00	30.00
FWBK1851	1/4″	15.00	17.75	1/4″	48.25	50.75	1/4″	6.00	30.00
FWBK1854	1/4″	15.00	17.75	1/4″	51.25	53.75	1/4″	6.00	30.00
FWBK1857	1/4″	15.00	17.75	1/4″	54.25	56.75	1/4″	6.00	30.00
FWBK1860	1/4″	15.00	17.75	1/4″	57.25	59.75	1/4″	6.00	30.00
FWBK1866	1/4″	15.00	17.75	1/4″	60.25	72.00	1/4″	6.00	30.00
FWBK2148	1/4″	18.25	20.75	1/4″	42.00	47.75	1/4″	6.00	30.00
FWBK2151	1/4″	18.25	20.75	1/4″	48.25	50.75	1/4″	6.00	30.00
FWBK2154	1/4″	18.25	20.75	1/4″	51.25	53.75	1/4″	6.00	30.00
FWBK2157	1/4″	18.25	20.75	1/4″	54.25	56.75	1/4″	6.00	30.00
FWBK2160	1/4″	18.25	20.75	1/4″	57.25	59.75	1/4″	6.00	30.00
FWBK2166	1/4″	18.25	20.75	1/4″	60.25	72.00	1/4″	6.00	30.00

Change Dimension Modifications Availability

SPEC Book Code	CW increments	CW Min	CW Max	CH increments	CH Min	CH Max	CD increments	CD Min	CD Max
FWBK2448	1/4″	21.25	23.75	1/4″	42.00	47.75	1/4″	6.00	30.00
FWBK2451	1/4″	21.25	23.75	1/4″	48.25	50.75	1/4″	6.00	30.00
FWBK2454	1/4″	21.25	23.75	1/4″	51.25	53.75	1/4″	6.00	30.00
FWBK2457	1/4″	21.25	23.75	1/4″	54.25	56.75	1/4″	6.00	30.00
FWBK2460	1/4″	21.25	23.75	1/4″	57.25	59.75	1/4″	6.00	30.00
FWBK2466	1/4″	21.25	23.75	1/4″	60.25	72.00	1/4″	6.00	30.00
FWBK2748	1/4″	24.25	26.75	1/4″	42.00	47.75	1/4″	6.00	30.00
FWBK2751	1/4″	24.25	26.75	1/4″	48.25	50.75	1/4″	6.00	30.00
FWBK2754	1/4″	24.25	26.75	1/4″	51.25	53.75	1/4″	6.00	30.00
FWBK2757	1/4″	24.25	26.75	1/4″	54.25	56.75	1/4″	6.00	30.00
FWBK2760	1/4″	24.25	26.75	1/4″	57.25	59.75	1/4″	6.00	30.00
FWBK2766	1/4″	24.25	26.75	1/4″	60.25	72.00	1/4″	6.00	30.00
FWBK3048	1/4″	27.25	29.75	1/4″	42.00	47.75	1/4″	6.00	30.00
FWBK3051	1/4″	27.25	29.75	1/4″	48.25	50.75	1/4″	6.00	30.00
FWBK3054	1/4″	27.25	29.75	1/4″	51.25	53.75	1/4″	6.00	30.00
FWBK3057	1/4″	27.25	29.75	1/4″	54.25	56.75	1/4″	6.00	30.00
FWBK3060	1/4″	27.25	29.75	1/4″	57.25	59.75	1/4″	6.00	30.00
FWBK3066	1/4″	27.25	29.75	1/4″	60.25	72.00	1/4″	6.00	30.00
FWBK3348	1/4″	30.25	32.75	1/4″	42.00	47.75	1/4″	6.00	30.00
FWBK3351	1/4″	30.25	32.75	1/4″	48.25	50.75	1/4″	6.00	30.00
FWBK3354	1/4″	30.25	32.75	1/4″	51.25	53.75	1/4″	6.00	30.00
FWBK3357	1/4″	30.25	32.75	1/4″	54.25	56.75	1/4″	6.00	30.00
FWBK3360	1/4″	30.25	32.75	1/4″	57.25	59.75	1/4″	6.00	30.00
FWBK3366	1/4″	30.25	32.75	1/4″	60.25	72.00	1/4″	6.00	30.00
FWBK3648	1/4″	33.25	38.75	1/4″	42.00	47.75	1/4″	6.00	30.00
FWBK3651	1/4″	33.25	38.75	1/4″	48.25	50.75	1/4″	6.00	30.00
FWBK3654	1/4″	33.25	38.75	1/4″	51.25	53.75	1/4″	6.00	30.00
FWBK3657	1/4″	33.25	38.75	1/4″	54.25	56.75	1/4″	6.00	30.00
FWBK3660	1/4″	33.25	38.75	1/4″	57.25	59.75	1/4″	6.00	30.00
FWBK3666	1/4″	33.25	38.75	1/4″	60.25	72.00	1/4″	6.00	30.00
GLAZEPEN	No	0.00	0.00	No	0.00	0.00	No	0.00	0.00
GLAZEQUART	No	0.00	0.00	No	0.00	0.00	No	0.00	0.00
GLSINSCLIPADJ	No	0.00	0.00	No	0.00	0.00	No	0.00	0.00
HAMPERK18C	No	0.00	0.00	No	0.00	0.00	No	0.00	0.00
HAMPERK18W	No	0.00	0.00	No	0.00	0.00	No	0.00	0.00
HKB116BMS	No	0.00	0.00	No	0.00	0.00	No	0.00	0.00
HKB117TB	No	0.00	0.00	No	0.00	0.00	No	0.00	0.00
HKB118SN	No	0.00	0.00	No	0.00	0.00	No	0.00	0.00
HKB135SS	No	0.00	0.00	No	0.00	0.00	No	0.00	0.00
HKB136B	No	0.00	0.00	No	0.00	0.00	No	0.00	0.00
HKB901BI	No	0.00	0.00	No	0.00	0.00	No	0.00	0.00
HKB906C	No	0.00	0.00	No	0.00	0.00	No	0.00	0.00
HKB908G	No	0.00	0.00	No	0.00	0.00	No	0.00	0.00
HKB909G	No	0.00	0.00	No	0.00	0.00	No	0.00	0.00
HKB912B	No	0.00	0.00	No	0.00	0.00	No	0.00	0.00
HKB951B	No	0.00	0.00	No	0.00	0.00	No	0.00	0.00
HNG107FM	No	0.00	0.00	No	0.00	0.00	No	0.00	0.00
HNG107FO	No	0.00	0.00	No	0.00	0.00	No	0.00	0.00
HNG107PO	No	0.00	0.00	No	0.00	0.00	No	0.00	0.00
HNG170	No	0.00	0.00	No	0.00	0.00	No	0.00	0.00
HNG170IN	No	0.00	0.00	No	0.00	0.00	No	0.00	0.00
HNG90INSCNR	No	0.00	0.00	No	0.00	0.00	No	0.00	0.00
HNGCIN	No	0.00	0.00	No	0.00	0.00	No	0.00	0.00
HNGIFMB	No	0.00	0.00	No	0.00	0.00	No	0.00	0.00
HNGIFORB	No	0.00	0.00	No	0.00	0.00	No	0.00	0.00
HNGIFSN	No	0.00	0.00	No	0.00	0.00	No	0.00	0.00
HNGMIRROR	No	0.00	0.00	No	0.00	0.00	No	0.00	0.00
HNGPLTEPIN	No	0.00	0.00	No	0.00	0.00	No	0.00	0.00
HNGPLTFFIN	No	0.00	0.00	No	0.00	0.00	No	0.00	0.00
HNGRESCLIP	No	0.00	0.00	No	0.00	0.00	No	0.00	0.00
HNGRESCLIPIN	No	0.00	0.00	No	0.00	0.00	No	0.00	0.00
HNGRESCLIPSL100	No	0.00	0.00	No	0.00	0.00	No	0.00	0.00
HNGRESCLIPSL75	No	0.00	0.00	No	0.00	0.00	No	0.00	0.00

SPEC Book Code	CW increments	CW Min	CW Max	CH increments	CH Min	CH Max	CD increments	CD Min	CD Max
HNGSCISSOR	No	0.00	0.00	No	0.00	0.00	No	0.00	0.00
HNGSHIMDEP5	No	0.00	0.00	No	0.00	0.00	No	0.00	0.00
HNGSHIMSIDE5	No	0.00	0.00	No	0.00	0.00	No	0.00	0.00
HPL105SN	No	0.00	0.00	No	0.00	0.00	No	0.00	0.00
HPL106SN	No	0.00	0.00	No	0.00	0.00	No	0.00	0.00
HPL107SN	No	0.00	0.00	No	0.00	0.00	No	0.00	0.00
HPL115BMS	No	0.00	0.00	No	0.00	0.00	No	0.00	0.00
HPL119TB	No	0.00	0.00	No	0.00	0.00	No	0.00	0.00
HPL120SN	No	0.00	0.00	No	0.00	0.00	No	0.00	0.00
HPL122SN	No	0.00	0.00	No	0.00	0.00	No	0.00	0.00
HPL129SS	No	0.00	0.00	No	0.00	0.00	No	0.00	0.00
HPL130B	No	0.00	0.00	No	0.00	0.00	No	0.00	0.00
HPL131SS	No	0.00	0.00	No	0.00	0.00	No	0.00	0.00
HPL132B	No	0.00	0.00	No	0.00	0.00	No	0.00	0.00
HPL141SS	No	0.00	0.00	No	0.00	0.00	No	0.00	0.00
HPL142SS	No	0.00	0.00	No	0.00	0.00	No	0.00	0.00
HPL143SS	No	0.00	0.00	No	0.00	0.00	No	0.00	0.00
HPL191G	No	0.00	0.00	No	0.00	0.00	No	0.00	0.00
HPL902BI	No	0.00	0.00	No	0.00	0.00	No	0.00	0.00
HPL904C	No	0.00	0.00	No	0.00	0.00	No	0.00	0.00
HPL905C	No	0.00	0.00	No	0.00	0.00	No	0.00	0.00
HPL907G	No	0.00	0.00	No	0.00	0.00	No	0.00	0.00
HPL910G	No	0.00	0.00	No	0.00	0.00	No	0.00	0.00
HPL952B	No	0.00	0.00	No	0.00	0.00	No	0.00	0.00
HPL957SN	No	0.00	0.00	No	0.00	0.00	No	0.00	0.00
HTHL30	No	0.00	0.00	No	0.00	0.00	No	0.00	0.00
HTHL36	No	0.00	0.00	No	0.00	0.00	No	0.00	0.00
HTHL42	No	0.00	0.00	No	0.00	0.00	No	0.00	0.00
HTHL48	No	0.00	0.00	No	0.00	0.00	No	0.00	0.00
HTHL54	No	0.00	0.00	No	0.00	0.00	No	0.00	0.00
HTHL60	No	0.00	0.00	No	0.00	0.00	No	0.00	0.00
HTHM4212.75	No	0.00	0.00	No	0.00	0.00	No	0.00	0.00
HTHM4217.5	No	0.00	0.00	No	0.00	0.00	No	0.00	0.00
HTHM4223.5	No	0.00	0.00	No	0.00	0.00	No	0.00	0.00
HTHM4812.75	No	0.00	0.00	No	0.00	0.00	No	0.00	0.00
HTHM4817.5	No	0.00	0.00	No	0.00	0.00	No	0.00	0.00
HTHM4823.5	No	0.00	0.00	No	0.00	0.00	No	0.00	0.00
HTHM5412.75	No	0.00	0.00	No	0.00	0.00	No	0.00	0.00
HTHM5417.5	No	0.00	0.00	No	0.00	0.00	No	0.00	0.00
HTHM5423.5	No	0.00	0.00	No	0.00	0.00	No	0.00	0.00
HTHM6012.75	No	0.00	0.00	No	0.00	0.00	No	0.00	0.00
HTHM6017.5	No	0.00	0.00	No	0.00	0.00	No	0.00	0.00
HTHM6023.5	No	0.00	0.00	No	0.00	0.00	No	0.00	0.00
HTHMRW3023.5	No	0.00	0.00	No	0.00	0.00	No	0.00	0.00
HTHMRW3623.5	No	0.00	0.00	No	0.00	0.00	No	0.00	0.00
HTHMRW4223.5	No	0.00	0.00	No	0.00	0.00	No	0.00	0.00
HTHMRW4823.5	No	0.00	0.00	No	0.00	0.00	No	0.00	0.00
HTHP1236 L or R	3″	9.00	15.00	No	0.00	0.00	1/4″	6.00	30.00
HTHP1254 L or R	3″	9.00	15.00	No	0.00	0.00	1/4″	6.00	30.00
HTHP1254PO L or R	No	0.00	0.00	No	0.00	0.00	No	0.00	0.00
HTHP1260 L or R	3″	9.00	15.00	No	0.00	0.00	1/4″	6.00	30.00
HTHP1260PO L or R	No	0.00	0.00	No	0.00	0.00	No	0.00	0.00
HTHP93621	No	0.00	0.00	No	0.00	0.00	1/4″	6.00	24.00
HTHS65	No	0.00	0.00	No	0.00	0.00	No	0.00	0.00
HTHS71	No	0.00	0.00	No	0.00	0.00	No	0.00	0.00
HTHS77	No	0.00	0.00	No	0.00	0.00	No	0.00	0.00
HTHS83	No	0.00	0.00	No	0.00	0.00	No	0.00	0.00
INSTALLSCR4	No	0.00	0.00	No	0.00	0.00	No	0.00	0.00
INSTALLSCREWS	No	0.00	0.00	No	0.00	0.00	No	0.00	0.00
L1584(L or R)-3	No	0.00	0.00	No	0.00	0.00	1/4″	6.00	30.00
L1587(L or R)-3	No	0.00	0.00	No	0.00	0.00	1/4″	6.00	30.00
L1590(L or R)-3	No	0.00	0.00	No	0.00	0.00	1/4″	6.00	30.00
L1593(L or R)-3	No	0.00	0.00	No	0.00	0.00	1/4″	6.00	30.00

Change Dimension Modifications Availability

SPEC Book Code	CW increments	CW Min	CW Max	CH increments	CH Min	CH Max	CD increments	CD Min	CD Max
L1596(L or R)-3	No	0.00	0.00	No	0.00	0.00	1/4″	6.00	30.00
L1884(L or R)-3	1/4″	15.25	17.75	No	0.00	0.00	1/4″	6.00	30.00
L1884DR(L or R)C	No	0.00	0.00	No	0.00	0.00	1/4″	12.00	30.00
L1884DRH(L or R)C	No	0.00	0.00	No	0.00	0.00	No	0.00	0.00
L1887(L or R)-3	1/4″	15.25	17.75	No	0.00	0.00	1/4″	6.00	30.00
L1890(L or R)-3	1/4″	15.25	17.75	No	0.00	0.00	1/4″	6.00	30.00
L1893(L or R)-3	1/4″	15.25	17.75	No	0.00	0.00	1/4″	6.00	30.00
L1896(L or R)-3	1/4″	15.25	17.75	No	0.00	0.00	1/4″	6.00	30.00
L1D1884 L or R	1/4″	12.00	20.75	1/4″	70.00	83.75	1/4″	12.00	24.00
L1D1884ALV L or R	1/4″	12.00	20.75	1/4″	68.25	83.75	1/4″	12.00	24.00
L1D1884H L or R	No	0.00	0.00	1/4″	70.00	83.75	No	0.00	0.00
L2184(L or R)-3	1/4″	18.25	20.75	No	0.00	0.00	1/4″	6.00	30.00
L2187(L or R)-3	1/4″	18.25	20.75	No	0.00	0.00	1/4″	6.00	30.00
L2190(L or R)-3	1/4″	18.25	20.75	No	0.00	0.00	1/4″	6.00	30.00
L2193(L or R)-3	1/4″	18.25	20.75	No	0.00	0.00	1/4″	6.00	30.00
L2196(L or R)-3	1/4″	18.25	20.75	No	0.00	0.00	1/4″	6.00	30.00
L2484(L or R)-3	1/4″	21.25	23.75	No	0.00	0.00	1/4″	6.00	30.00
L2484-3	1/4″	24.25	26.75	No	0.00	0.00	1/4″	6.00	30.00
L2487(L or R)-3	1/4″	21.25	23.75	No	0.00	0.00	1/4″	6.00	30.00
L2487-3	1/4″	24.25	26.75	No	0.00	0.00	1/4″	6.00	30.00
L2490(L or R)-3	1/4″	21.25	23.75	No	0.00	0.00	1/4″	6.00	30.00
L2490-3	1/4″	24.25	26.75	No	0.00	0.00	1/4″	6.00	30.00
L2493(L or R)-3	1/4″	21.25	23.75	No	0.00	0.00	1/4″	6.00	30.00
L2493-3	1/4″	24.25	26.75	No	0.00	0.00	1/4″	6.00	30.00
L2496(L or R)-3	1/4″	21.25	23.75	No	0.00	0.00	1/4″	6.00	30.00
L2496-3	1/4″	24.25	26.75	No	0.00	0.00	1/4″	6.00	30.00
LCHAMPERLNR	No	0.00	0.00	No	0.00	0.00	No	0.00	0.00
L-DISRP	No	0.00	0.00	No	0.00	0.00	No	0.00	0.00
L-ENGCNTY	No	0.00	0.00	No	0.00	0.00	No	0.00	0.00
L-ENGCNTY5	No	0.00	0.00	No	0.00	0.00	No	0.00	0.00
L-ESTATE	No	0.00	0.00	No	0.00	0.00	No	0.00	0.00
L-ESTATES	No	0.00	0.00	No	0.00	0.00	No	0.00	0.00
L-FLUTE	No	0.00	0.00	No	0.00	0.00	No	0.00	0.00
L-FRNCNTY2L	No	0.00	0.00	No	0.00	0.00	No	0.00	0.00
L-FRNCNTYSQ	No	0.00	0.00	No	0.00	0.00	No	0.00	0.00
L-GAELIC6	No	0.00	0.00	No	0.00	0.00	No	0.00	0.00
LIDADJDIVPK12	No	0.00	0.00	No	0.00	0.00	No	0.00	0.00
LIDSTAY	No	0.00	0.00	No	0.00	0.00	No	0.00	0.00
LIDSTAYHD	No	0.00	0.00	No	0.00	0.00	No	0.00	0.00
L-MADE	No	0.00	0.00	No	0.00	0.00	No	0.00	0.00
L-METRO	No	0.00	0.00	No	0.00	0.00	No	0.00	0.00
L-METRO3	No	0.00	0.00	No	0.00	0.00	No	0.00	0.00
L-MIS	No	0.00	0.00	No	0.00	0.00	No	0.00	0.00
L-NOU	No	0.00	0.00	No	0.00	0.00	No	0.00	0.00
L-NOUT	No	0.00	0.00	No	0.00	0.00	No	0.00	0.00
LO	No	0.00	0.00	No	0.00	0.00	No	0.00	0.00
L-SPOOL	No	0.00	0.00	No	0.00	0.00	No	0.00	0.00
L-SPOOLS	No	0.00	0.00	No	0.00	0.00	No	0.00	0.00
L-SQ2	No	0.00	0.00	No	0.00	0.00	No	0.00	0.00
L-SQ3	No	0.00	0.00	No	0.00	0.00	No	0.00	0.00
L-SQ4	No	0.00	0.00	No	0.00	0.00	No	0.00	0.00
L-SQ5	No	0.00	0.00	No	0.00	0.00	No	0.00	0.00
L-SQ6	No	0.00	0.00	No	0.00	0.00	No	0.00	0.00
L-SQT3	No	0.00	0.00	No	0.00	0.00	No	0.00	0.00
L-SQT4	No	0.00	0.00	No	0.00	0.00	No	0.00	0.00
L-SQT5	No	0.00	0.00	No	0.00	0.00	No	0.00	0.00
L-SQT6	No	0.00	0.00	No	0.00	0.00	No	0.00	0.00
L-SUMTER5	No	0.00	0.00	No	0.00	0.00	No	0.00	0.00
L-TP2S	No	0.00	0.00	No	0.00	0.00	No	0.00	0.00
L-TP4S	No	0.00	0.00	No	0.00	0.00	No	0.00	0.00
LTWR1249.5PF L or R	No	0.00	0.00	No	0.00	0.00	1/4″	6.00	30.00
LTWR1255.5PF L or R	No	0.00	0.00	No	0.00	0.00	1/4″	6.00	30.00
LTWR1261.5PF L or R	No	0.00	0.00	No	0.00	0.00	1/4″	6.00	30.00

SPEC Book Code	CW increments	CW Min	CW Max	CH increments	CH Min	CH Max	CD increments	CD Min	CD Max
LTWR1549.5PF L or R	No	0.00	0.00	No	0.00	0.00	1/4″	6.00	30.00
LTWR1555.5PF L or R	No	0.00	0.00	No	0.00	0.00	1/4″	6.00	30.00
LTWR1561.5PF L or R	No	0.00	0.00	No	0.00	0.00	1/4″	6.00	30.00
LTWR1849.5PF L or R	No	0.00	0.00	No	0.00	0.00	1/4″	6.00	30.00
LTWR1855.5PF L or R	No	0.00	0.00	No	0.00	0.00	1/4″	6.00	30.00
LTWR1861.5PF L or R	No	0.00	0.00	No	0.00	0.00	1/4″	6.00	30.00
LTWR1D1249.5PF L or R	No	0.00	0.00	No	0.00	0.00	1/4″	12.00	24.00
LTWR1D1255.5PF L or R	No	0.00	0.00	No	0.00	0.00	1/4″	12.00	24.00
LTWR1D1261.5PF L or R	No	0.00	0.00	No	0.00	0.00	1/4″	12.00	24.00
LTWR1D1267.5PF L or R	No	0.00	0.00	No	0.00	0.00	1/4″	12.00	24.00
LTWR1D1273.5PF L or R	No	0.00	0.00	No	0.00	0.00	1/4″	12.00	24.00
LTWR1D1549.5PF L or R	No	0.00	0.00	No	0.00	0.00	1/4″	12.00	24.00
LTWR1D1555.5PF L or R	No	0.00	0.00	No	0.00	0.00	1/4″	12.00	24.00
LTWR1D1561.5PF L or R	No	0.00	0.00	No	0.00	0.00	1/4″	12.00	24.00
LTWR1D1567.5PF L or R	No	0.00	0.00	No	0.00	0.00	1/4″	12.00	24.00
LTWR1D1573.5PF L or R	No	0.00	0.00	No	0.00	0.00	1/4″	12.00	24.00
LTWR1D1849.5PF L or R	No	0.00	0.00	No	0.00	0.00	1/4″	12.00	24.00
LTWR1D1855.5PF L or R	No	0.00	0.00	No	0.00	0.00	1/4″	12.00	24.00
LTWR1D1861.5PF L or R	No	0.00	0.00	No	0.00	0.00	1/4″	12.00	24.00
LTWR1D1867.5PF L or R	No	0.00	0.00	No	0.00	0.00	1/4″	12.00	24.00
LTWR1D1873.5PF L or R	No	0.00	0.00	No	0.00	0.00	1/4″	12.00	24.00
LTWR1D2149.5PF L or R	No	0.00	0.00	No	0.00	0.00	1/4″	12.00	24.00
LTWR1D2155.5PF L or R	No	0.00	0.00	No	0.00	0.00	1/4″	12.00	24.00
LTWR1D2161.5PF L or R	No	0.00	0.00	No	0.00	0.00	1/4″	12.00	24.00
LTWR1D2167.5PF L or R	No	0.00	0.00	No	0.00	0.00	1/4″	12.00	24.00
LTWR1D2173.5PF L or R	No	0.00	0.00	No	0.00	0.00	1/4″	12.00	24.00
LTWR1D2449.5PF	No	0.00	0.00	No	0.00	0.00	1/4″	12.00	24.00
LTWR1D2449.5PF L or R	No	0.00	0.00	No	0.00	0.00	1/4″	12.00	24.00
LTWR1D2455.5PF	No	0.00	0.00	No	0.00	0.00	1/4″	12.00	24.00
LTWR1D2455.5PF L or R	No	0.00	0.00	No	0.00	0.00	1/4″	12.00	24.00
LTWR1D2461.5PF	No	0.00	0.00	No	0.00	0.00	1/4″	12.00	24.00
LTWR1D2461.5PF L or R	No	0.00	0.00	No	0.00	0.00	1/4″	12.00	24.00
LTWR1D2467.5PF	No	0.00	0.00	No	0.00	0.00	1/4″	12.00	24.00
LTWR1D2467.5PF L or R	No	0.00	0.00	No	0.00	0.00	1/4″	12.00	24.00
LTWR1D2473.5PF	No	0.00	0.00	No	0.00	0.00	1/4″	12.00	24.00
LTWR1D2473.5PF L or R	No	0.00	0.00	No	0.00	0.00	1/4″	12.00	24.00
LTWR1D2749.5PF	No	0.00	0.00	No	0.00	0.00	1/4″	12.00	24.00
LTWR1D2755.5PF	No	0.00	0.00	No	0.00	0.00	1/4″	12.00	24.00
LTWR1D2761.5PF	No	0.00	0.00	No	0.00	0.00	1/4″	12.00	24.00
LTWR1D2767.5PF	No	0.00	0.00	No	0.00	0.00	1/4″	12.00	24.00
LTWR1D2773.5PF	No	0.00	0.00	No	0.00	0.00	1/4″	12.00	24.00
LTWR1D3049.5PF	No	0.00	0.00	No	0.00	0.00	1/4″	12.00	24.00
LTWR1D3055.5PF	No	0.00	0.00	No	0.00	0.00	1/4″	12.00	24.00
LTWR1D3061.5PF	No	0.00	0.00	No	0.00	0.00	1/4″	12.00	24.00
LTWR1D3067.5PF	No	0.00	0.00	No	0.00	0.00	1/4″	12.00	24.00
LTWR1D3073.5PF	No	0.00	0.00	No	0.00	0.00	1/4″	12.00	24.00
LTWR2149.5PF L or R	No	0.00	0.00	No	0.00	0.00	1/4″	6.00	30.00
LTWR2155.5PF L or R	No	0.00	0.00	No	0.00	0.00	1/4″	6.00	30.00
LTWR2161.5PF L or R	No	0.00	0.00	No	0.00	0.00	1/4″	6.00	30.00
LTWR2449.5PF	No	0.00	0.00	No	0.00	0.00	1/4″	6.00	30.00
LTWR2449.5PF L or R	No	0.00	0.00	No	0.00	0.00	1/4″	6.00	30.00
LTWR2455.5PF	No	0.00	0.00	No	0.00	0.00	1/4″	6.00	30.00
LTWR2455.5PF L or R	No	0.00	0.00	No	0.00	0.00	1/4″	6.00	30.00
LTWR2461.5PF	No	0.00	0.00	No	0.00	0.00	1/4″	6.00	30.00
LTWR2461.5PF L or R	No	0.00	0.00	No	0.00	0.00	1/4″	6.00	30.00
LTWR2749.5PF	No	0.00	0.00	No	0.00	0.00	1/4″	6.00	30.00
LTWR2755.5PF	No	0.00	0.00	No	0.00	0.00	1/4″	6.00	30.00
LTWR2761.5PF	No	0.00	0.00	No	0.00	0.00	1/4″	6.00	30.00
LTWR2D1279.5PF L or R	No	0.00	0.00	No	0.00	0.00	1/4″	12.00	24.00
LTWR2D1285.5PF L or R	No	0.00	0.00	No	0.00	0.00	1/4″	12.00	24.00
LTWR2D1291.5PF L or R	No	0.00	0.00	No	0.00	0.00	1/4″	12.00	24.00
LTWR2D1579.5PF L or R	No	0.00	0.00	No	0.00	0.00	1/4″	12.00	24.00
LTWR2D1585.5PF L or R	No	0.00	0.00	No	0.00	0.00	1/4″	12.00	24.00

Change Dimension Modifications Availability

SPEC Book Code	CW increments	CW Min	CW Max	CH increments	CH Min	CH Max	CD increments	CD Min	CD Max
LTWR2D1591.5PF L or R	No	0.00	0.00	No	0.00	0.00	1/4″	12.00	24.00
LTWR2D1879.5PF L or R	No	0.00	0.00	No	0.00	0.00	1/4″	12.00	24.00
LTWR2D1885.5PF L or R	No	0.00	0.00	No	0.00	0.00	1/4″	12.00	24.00
LTWR2D1891.5PF L or R	No	0.00	0.00	No	0.00	0.00	1/4″	12.00	24.00
LTWR2D2179.5PF L or R	No	0.00	0.00	No	0.00	0.00	1/4″	12.00	24.00
LTWR2D2185.5PF L or R	No	0.00	0.00	No	0.00	0.00	1/4″	12.00	24.00
LTWR2D2191.5PF L or R	No	0.00	0.00	No	0.00	0.00	1/4″	12.00	24.00
LTWR2D2479.5PF	No	0.00	0.00	No	0.00	0.00	1/4″	12.00	24.00
LTWR2D2479.5PF L or R	No	0.00	0.00	No	0.00	0.00	1/4″	12.00	24.00
LTWR2D2485.5PF	No	0.00	0.00	No	0.00	0.00	1/4″	12.00	24.00
LTWR2D2485.5PF L or R	No	0.00	0.00	No	0.00	0.00	1/4″	12.00	24.00
LTWR2D2491.5PF	No	0.00	0.00	No	0.00	0.00	1/4″	12.00	24.00
LTWR2D2491.5PF L or R	No	0.00	0.00	No	0.00	0.00	1/4″	12.00	24.00
LTWR2D2779.5PF	No	0.00	0.00	No	0.00	0.00	1/4″	12.00	24.00
LTWR2D2785.5PF	No	0.00	0.00	No	0.00	0.00	1/4″	12.00	24.00
LTWR2D2791.5PF	No	0.00	0.00	No	0.00	0.00	1/4″	12.00	24.00
LTWR2D3079.5PF	No	0.00	0.00	No	0.00	0.00	1/4″	12.00	24.00
LTWR2D3085.5PF	No	0.00	0.00	No	0.00	0.00	1/4″	12.00	24.00
LTWR2D3091.5PF	No	0.00	0.00	No	0.00	0.00	1/4″	12.00	24.00
LTWR3049.5PF	No	0.00	0.00	No	0.00	0.00	1/4″	6.00	30.00
LTWR3055.5PF	No	0.00	0.00	No	0.00	0.00	1/4″	6.00	30.00
LTWR3061.5PF	No	0.00	0.00	No	0.00	0.00	1/4″	6.00	30.00
MAGCATCHINSET	No	0.00	0.00	No	0.00	0.00	No	0.00	0.00
M-BATTEN10	No	0.00	0.00	No	0.00	0.00	No	0.00	0.00
M-BATTEN8	No	0.00	0.00	No	0.00	0.00	No	0.00	0.00
M-BATTENS10	No	0.00	0.00	No	0.00	0.00	No	0.00	0.00
M-BATTENS8	No	0.00	0.00	No	0.00	0.00	No	0.00	0.00
M-BATTENTR10	No	0.00	0.00	No	0.00	0.00	No	0.00	0.00
M-BATTENTR8	No	0.00	0.00	No	0.00	0.00	No	0.00	0.00
M-BBFR8	No	0.00	0.00	No	0.00	0.00	No	0.00	0.00
M-BBSC8	No	0.00	0.00	No	0.00	0.00	No	0.00	0.00
M-BBSHKR10	No	0.00	0.00	No	0.00	0.00	No	0.00	0.00
M-BBSHKR8	No	0.00	0.00	No	0.00	0.00	No	0.00	0.00
M-BBSHOE10	No	0.00	0.00	No	0.00	0.00	No	0.00	0.00
M-BBSHOE8	No	0.00	0.00	No	0.00	0.00	No	0.00	0.00
M-BBSW8	No	0.00	0.00	No	0.00	0.00	No	0.00	0.00
M-BBTR10	No	0.00	0.00	No	0.00	0.00	No	0.00	0.00
M-BBTR8	No	0.00	0.00	No	0.00	0.00	No	0.00	0.00
M-BP8	No	0.00	0.00	No	0.00	0.00	No	0.00	0.00
M-CAP10	No	0.00	0.00	No	0.00	0.00	No	0.00	0.00
M-CRCLST10C	No	0.00	0.00	No	0.00	0.00	No	0.00	0.00
M-CRCLST8C	No	0.00	0.00	No	0.00	0.00	No	0.00	0.00
M-CRCOT10C	No	0.00	0.00	No	0.00	0.00	No	0.00	0.00
M-CRCOT8C	No	0.00	0.00	No	0.00	0.00	No	0.00	0.00
M-CRCOVE10C	No	0.00	0.00	No	0.00	0.00	No	0.00	0.00
M-CRCOVE8C	No	0.00	0.00	No	0.00	0.00	No	0.00	0.00
M-CRCOVES10	No	0.00	0.00	No	0.00	0.00	No	0.00	0.00
M-CRCOVES8	No	0.00	0.00	No	0.00	0.00	No	0.00	0.00
M-CRFOL10C	No	0.00	0.00	No	0.00	0.00	No	0.00	0.00
M-CRFOL8C	No	0.00	0.00	No	0.00	0.00	No	0.00	0.00
M-CRINS8	No	0.00	0.00	No	0.00	0.00	No	0.00	0.00
M-CRS10	No	0.00	0.00	No	0.00	0.00	No	0.00	0.00
M-CRS8	No	0.00	0.00	No	0.00	0.00	No	0.00	0.00
M-CRSA10	No	0.00	0.00	No	0.00	0.00	No	0.00	0.00
M-CRSA10C	No	0.00	0.00	No	0.00	0.00	No	0.00	0.00
M-CRSA8	No	0.00	0.00	No	0.00	0.00	No	0.00	0.00
M-CRSA8C	No	0.00	0.00	No	0.00	0.00	No	0.00	0.00
M-CRSAS10C	No	0.00	0.00	No	0.00	0.00	No	0.00	0.00
M-CRSAS8C	No	0.00	0.00	No	0.00	0.00	No	0.00	0.00
M-CRSAT10C	No	0.00	0.00	No	0.00	0.00	No	0.00	0.00
M-CRSAT8C	No	0.00	0.00	No	0.00	0.00	No	0.00	0.00
M-CRSCLPTT10	No	0.00	0.00	No	0.00	0.00	No	0.00	0.00
M-CRSCLPTT8	No	0.00	0.00	No	0.00	0.00	No	0.00	0.00

SPEC Book Code	CW increments	CW Min	CW Max	CH increments	CH Min	CH Max	CD increments	CD Min	CD Max
M-CRSHKR10	No	0.00	0.00	No	0.00	0.00	No	0.00	0.00
M-CRSHKR8	No	0.00	0.00	No	0.00	0.00	No	0.00	0.00
M-CRSIM8	No	0.00	0.00	No	0.00	0.00	No	0.00	0.00
M-CRSSF10C	No	0.00	0.00	No	0.00	0.00	No	0.00	0.00
M-CRSSF8C	No	0.00	0.00	No	0.00	0.00	No	0.00	0.00
M-CRSTR10C	No	0.00	0.00	No	0.00	0.00	No	0.00	0.00
M-CRSTR8C	No	0.00	0.00	No	0.00	0.00	No	0.00	0.00
M-CRSTRS10C	No	0.00	0.00	No	0.00	0.00	No	0.00	0.00
M-CRSTRS8C	No	0.00	0.00	No	0.00	0.00	No	0.00	0.00
M-CRSWT10	No	0.00	0.00	No	0.00	0.00	No	0.00	0.00
M-CRSWT8	No	0.00	0.00	No	0.00	0.00	No	0.00	0.00
M-CRTR10	No	0.00	0.00	No	0.00	0.00	No	0.00	0.00
M-CRTR8	No	0.00	0.00	No	0.00	0.00	No	0.00	0.00
M-CRTRM10	No	0.00	0.00	No	0.00	0.00	No	0.00	0.00
M-CRTRM8	No	0.00	0.00	No	0.00	0.00	No	0.00	0.00
M-CRTRS10	No	0.00	0.00	No	0.00	0.00	No	0.00	0.00
M-CRTRS8	No	0.00	0.00	No	0.00	0.00	No	0.00	0.00
M-CRV10	No	0.00	0.00	No	0.00	0.00	No	0.00	0.00
M-CRV8	No	0.00	0.00	No	0.00	0.00	No	0.00	0.00
M-CTEB10	No	0.00	0.00	No	0.00	0.00	No	0.00	0.00
M-CTEB8	No	0.00	0.00	No	0.00	0.00	No	0.00	0.00
M-CTEC8	No	0.00	0.00	No	0.00	0.00	No	0.00	0.00
M-CTED8	No	0.00	0.00	No	0.00	0.00	No	0.00	0.00
M-CTEE8	No	0.00	0.00	No	0.00	0.00	No	0.00	0.00
M-CTER8	No	0.00	0.00	No	0.00	0.00	No	0.00	0.00
M-CTES8	No	0.00	0.00	No	0.00	0.00	No	0.00	0.00
M-CTET8	No	0.00	0.00	No	0.00	0.00	No	0.00	0.00
M-DC10	No	0.00	0.00	No	0.00	0.00	No	0.00	0.00
M-DC8	No	0.00	0.00	No	0.00	0.00	No	0.00	0.00
M-DENTIL8	No	0.00	0.00	No	0.00	0.00	No	0.00	0.00
M-IC10	No	0.00	0.00	No	0.00	0.00	No	0.00	0.00
M-IC8	No	0.00	0.00	No	0.00	0.00	No	0.00	0.00
M-ICMD10	No	0.00	0.00	No	0.00	0.00	No	0.00	0.00
M-ICMD8	No	0.00	0.00	No	0.00	0.00	No	0.00	0.00
M-INSTR8	No	0.00	0.00	No	0.00	0.00	No	0.00	0.00
MIXFHK18	No	0.00	0.00	No	0.00	0.00	No	0.00	0.00
MIXFHK21	No	0.00	0.00	No	0.00	0.00	No	0.00	0.00
MIXFHK24	No	0.00	0.00	No	0.00	0.00	No	0.00	0.00
M-LBR8	No	0.00	0.00	No	0.00	0.00	No	0.00	0.00
M-LOSCD10	No	0.00	0.00	No	0.00	0.00	No	0.00	0.00
M-LOSCD8	No	0.00	0.00	No	0.00	0.00	No	0.00	0.00
M-LR10	No	0.00	0.00	No	0.00	0.00	No	0.00	0.00
M-LR8	No	0.00	0.00	No	0.00	0.00	No	0.00	0.00
M-LRCAP8	No	0.00	0.00	No	0.00	0.00	No	0.00	0.00
M-LRCNVF10	No	0.00	0.00	No	0.00	0.00	No	0.00	0.00
M-LRCNVF8	No	0.00	0.00	No	0.00	0.00	No	0.00	0.00
M-LRCPE10	No	0.00	0.00	No	0.00	0.00	No	0.00	0.00
M-LRCPE8	No	0.00	0.00	No	0.00	0.00	No	0.00	0.00
M-LRCPES8	No	0.00	0.00	No	0.00	0.00	No	0.00	0.00
M-LRFB8	No	0.00	0.00	No	0.00	0.00	No	0.00	0.00
M-LRINLRC8	No	0.00	0.00	No	0.00	0.00	No	0.00	0.00
M-LRS10	No	0.00	0.00	No	0.00	0.00	No	0.00	0.00
M-LRS8	No	0.00	0.00	No	0.00	0.00	No	0.00	0.00
M-LRT10	No	0.00	0.00	No	0.00	0.00	No	0.00	0.00
M-LRT8	No	0.00	0.00	No	0.00	0.00	No	0.00	0.00
M-LRVFR8	No	0.00	0.00	No	0.00	0.00	No	0.00	0.00
M-LSCRIBE8	No	0.00	0.00	No	0.00	0.00	No	0.00	0.00
M-MF8	No	0.00	0.00	No	0.00	0.00	No	0.00	0.00
M-OC10	No	0.00	0.00	No	0.00	0.00	No	0.00	0.00
M-OC8	No	0.00	0.00	No	0.00	0.00	No	0.00	0.00
M-OCA10	No	0.00	0.00	No	0.00	0.00	No	0.00	0.00
M-OCA8	No	0.00	0.00	No	0.00	0.00	No	0.00	0.00
M-OGEE10	No	0.00	0.00	No	0.00	0.00	No	0.00	0.00

Change Dimension Modifications Availability

SPEC Book Code	CW increments	CW Min	CW Max	CH increments	CH Min	CH Max	CD increments	CD Min	CD Max
M-OGEE8	No	0.00	0.00	No	0.00	0.00	No	0.00	0.00
M-QR10	No	0.00	0.00	No	0.00	0.00	No	0.00	0.00
M-QR8	No	0.00	0.00	No	0.00	0.00	No	0.00	0.00
M-SB8	No	0.00	0.00	No	0.00	0.00	No	0.00	0.00
M-SBE10	No	0.00	0.00	No	0.00	0.00	No	0.00	0.00
M-SBE8	No	0.00	0.00	No	0.00	0.00	No	0.00	0.00
M-SBP8	No	0.00	0.00	No	0.00	0.00	No	0.00	0.00
M-SCRIBE10	No	0.00	0.00	No	0.00	0.00	No	0.00	0.00
M-SCRIBE8	No	0.00	0.00	No	0.00	0.00	No	0.00	0.00
M-SHAPE8S	No	0.00	0.00	No	0.00	0.00	No	0.00	0.00
M-SHOE8	No	0.00	0.00	No	0.00	0.00	No	0.00	0.00
M-SOFFITA8	No	0.00	0.00	No	0.00	0.00	No	0.00	0.00
M-SOFFITE10	No	0.00	0.00	No	0.00	0.00	No	0.00	0.00
M-SOFFITE8	No	0.00	0.00	No	0.00	0.00	No	0.00	0.00
M-SOFFITM10	No	0.00	0.00	No	0.00	0.00	No	0.00	0.00
M-SOFFITM8	No	0.00	0.00	No	0.00	0.00	No	0.00	0.00
M-SOFFITT10	No	0.00	0.00	No	0.00	0.00	No	0.00	0.00
M-SOFFITT8	No	0.00	0.00	No	0.00	0.00	No	0.00	0.00
M-ST10	No	0.00	0.00	No	0.00	0.00	No	0.00	0.00
M-ST11	No	0.00	0.00	No	0.00	0.00	No	0.00	0.00
M-ST13	No	0.00	0.00	No	0.00	0.00	No	0.00	0.00
M-ST14	No	0.00	0.00	No	0.00	0.00	No	0.00	0.00
M-ST16	No	0.00	0.00	No	0.00	0.00	No	0.00	0.00
M-ST18	No	0.00	0.00	No	0.00	0.00	No	0.00	0.00
M-ST19	No	0.00	0.00	No	0.00	0.00	No	0.00	0.00
M-ST2	No	0.00	0.00	No	0.00	0.00	No	0.00	0.00
M-ST20	No	0.00	0.00	No	0.00	0.00	No	0.00	0.00
M-ST21	No	0.00	0.00	No	0.00	0.00	No	0.00	0.00
M-ST22	No	0.00	0.00	No	0.00	0.00	No	0.00	0.00
M-ST23	No	0.00	0.00	No	0.00	0.00	No	0.00	0.00
M-ST25	No	0.00	0.00	No	0.00	0.00	No	0.00	0.00
M-ST26	No	0.00	0.00	No	0.00	0.00	No	0.00	0.00
M-ST28	No	0.00	0.00	No	0.00	0.00	No	0.00	0.00
M-ST31	No	0.00	0.00	No	0.00	0.00	No	0.00	0.00
M-ST32	No	0.00	0.00	No	0.00	0.00	No	0.00	0.00
M-ST36	No	0.00	0.00	No	0.00	0.00	No	0.00	0.00
M-ST37	No	0.00	0.00	No	0.00	0.00	No	0.00	0.00
M-ST38	No	0.00	0.00	No	0.00	0.00	No	0.00	0.00
M-ST39	No	0.00	0.00	No	0.00	0.00	No	0.00	0.00
M-ST40	No	0.00	0.00	No	0.00	0.00	No	0.00	0.00
M-ST42	No	0.00	0.00	No	0.00	0.00	No	0.00	0.00
M-ST43	No	0.00	0.00	No	0.00	0.00	No	0.00	0.00
M-ST44	No	0.00	0.00	No	0.00	0.00	No	0.00	0.00
M-ST45	No	0.00	0.00	No	0.00	0.00	No	0.00	0.00
M-ST46	No	0.00	0.00	No	0.00	0.00	No	0.00	0.00
M-ST47	No	0.00	0.00	No	0.00	0.00	No	0.00	0.00
M-ST49	No	0.00	0.00	No	0.00	0.00	No	0.00	0.00
M-ST50	No	0.00	0.00	No	0.00	0.00	No	0.00	0.00
M-ST6	No	0.00	0.00	No	0.00	0.00	No	0.00	0.00
M-T10	No	0.00	0.00	No	0.00	0.00	No	0.00	0.00
M-T8	No	0.00	0.00	No	0.00	0.00	No	0.00	0.00
M-TBE10	No	0.00	0.00	No	0.00	0.00	No	0.00	0.00
M-TBE8	No	0.00	0.00	No	0.00	0.00	No	0.00	0.00
M-TK8WD	No	0.00	0.00	No	0.00	0.00	No	0.00	0.00
M-TKC	No	0.00	0.00	No	0.00	0.00	No	0.00	0.00
MUNTIN	No	0.00	0.00	Yes	6.00	48.00	No	0.00	0.00
M-UPM8	No	0.00	0.00	No	0.00	0.00	No	0.00	0.00
M-WCT10	No	0.00	0.00	No	0.00	0.00	No	0.00	0.00
M-WCT8	No	0.00	0.00	No	0.00	0.00	No	0.00	0.00
M-WSCRIBE10	No	0.00	0.00	No	0.00	0.00	No	0.00	0.00
M-WSCRIBE8	No	0.00	0.00	No	0.00	0.00	No	0.00	0.00
OCD	No	0.00	0.00	No	0.00	0.00	No	0.00	0.00
OCD27102S	No	0.00	0.00	1/4″	96.25	101.75	1/4″	12.00	30.00

SPEC Book Code	CW increments	CW Min	CW Max	CH increments	CH Min	CH Max	CD increments	CD Min	CD Max
OCD27108S	No	0.00	0.00	1/4″	102.25	107.75	1/4″	12.00	30.00
OCD2784S	No	0.00	0.00	1/4″	81.00	83.75	1/4″	12.00	30.00
OCD2787S	No	0.00	0.00	1/4″	84.25	86.75	1/4″	12.00	30.00
OCD2790S	No	0.00	0.00	1/4″	87.25	89.75	1/4″	12.00	30.00
OCD2793S	No	0.00	0.00	1/4″	90.25	92.75	1/4″	12.00	30.00
OCD2796S	No	0.00	0.00	1/4″	93.25	95.75	1/4″	12.00	30.00
OCD30102S	1/4″	27.25	29.75	1/4″	96.25	101.75	1/4″	12.00	30.00
OCD30108S	1/4″	27.25	29.75	1/4″	102.25	107.75	1/4″	12.00	30.00
OCD3084S	1/4″	27.25	29.75	1/4″	81.00	83.75	1/4″	12.00	30.00
OCD3087S	1/4″	27.25	29.75	1/4″	84.25	86.75	1/4″	12.00	30.00
OCD3090S	1/4″	27.25	29.75	1/4″	87.25	89.75	1/4″	12.00	30.00
OCD3093S	1/4″	27.25	29.75	1/4″	90.25	92.75	1/4″	12.00	30.00
OCD3096S	1/4″	27.25	29.75	1/4″	93.25	95.75	1/4″	12.00	30.00
OCD33102S	1/4″	30.25	32.75	1/4″	96.25	101.75	1/4″	12.00	30.00
OCD33108S	1/4″	30.25	32.75	1/4″	102.25	107.75	1/4″	12.00	30.00
OCD3384S	1/4″	30.25	32.75	1/4″	81.00	83.75	1/4″	12.00	30.00
OCD3387S	1/4″	30.25	32.75	1/4″	84.25	86.75	1/4″	12.00	30.00
OCD3390S	1/4″	30.25	32.75	1/4″	87.25	89.75	1/4″	12.00	30.00
OCD3393S	1/4″	30.25	32.75	1/4″	90.25	92.75	1/4″	12.00	30.00
OCD3396S	1/4″	30.25	32.75	1/4″	93.25	95.75	1/4″	12.00	30.00
OCD36102S	1/4″	33.25	35.75	1/4″	96.25	101.75	1/4″	12.00	30.00
OCD36108S	1/4″	33.25	35.75	1/4″	102.25	107.75	1/4″	12.00	30.00
OCD3684S	1/4″	33.25	35.75	1/4″	81.00	83.75	1/4″	12.00	30.00
OCD3687S	1/4″	33.25	35.75	1/4″	84.25	86.75	1/4″	12.00	30.00
OCD3690S	1/4″	33.25	35.75	1/4″	87.25	89.75	1/4″	12.00	30.00
OCD3693S	1/4″	33.25	35.75	1/4″	90.25	92.75	1/4″	12.00	30.00
OCD3696S	1/4″	33.25	35.75	1/4″	93.25	95.75	1/4″	12.00	30.00
OCINSTALLKIT	No	0.00	0.00	No	0.00	0.00	No	0.00	0.00
OCMW27102S	No	0.00	0.00	1/4″	96.25	101.75	1/4″	12.00	30.00
OCMW27108S	No	0.00	0.00	1/4″	102.25	107.75	1/4″	12.00	30.00
OCMW2784S	No	0.00	0.00	1/4″	81.00	83.75	1/4″	12.00	30.00
OCMW2787S	No	0.00	0.00	1/4″	84.25	86.75	1/4″	12.00	30.00
OCMW2790S	No	0.00	0.00	1/4″	87.25	89.75	1/4″	12.00	30.00
OCMW2793S	No	0.00	0.00	1/4″	90.25	92.75	1/4″	12.00	30.00
OCMW2796S	No	0.00	0.00	1/4″	93.25	95.75	1/4″	12.00	30.00
OCMW30102S	1/4″	27.25	29.75	1/4″	96.25	101.75	1/4″	12.00	30.00
OCMW30108S	1/4″	27.25	29.75	1/4″	102.25	107.75	1/4″	12.00	30.00
OCMW3084S	1/4″	27.25	29.75	1/4″	81.00	83.75	1/4″	12.00	30.00
OCMW3087S	1/4″	27.25	29.75	1/4″	84.25	86.75	1/4″	12.00	30.00
OCMW3090S	1/4″	27.25	29.75	1/4″	87.25	89.75	1/4″	12.00	30.00
OCMW3093S	1/4″	27.25	29.75	1/4″	90.25	92.75	1/4″	12.00	30.00
OCMW3096S	1/4″	27.25	29.75	1/4″	93.25	95.75	1/4″	12.00	30.00
OCMW33102S	1/4″	30.25	32.75	1/4″	96.25	101.75	1/4″	12.00	30.00
OCMW33108S	1/4″	30.25	32.75	1/4″	102.25	107.75	1/4″	12.00	30.00
OCMW3384S	1/4″	30.25	32.75	1/4″	81.00	83.75	1/4″	12.00	30.00
OCMW3387S	1/4″	30.25	32.75	1/4″	84.25	86.75	1/4″	12.00	30.00
OCMW3390S	1/4″	30.25	32.75	1/4″	87.25	89.75	1/4″	12.00	30.00
OCMW3393S	1/4″	30.25	32.75	1/4″	90.25	92.75	1/4″	12.00	30.00
OCMW3396S	1/4″	30.25	32.75	1/4″	93.25	95.75	1/4″	12.00	30.00
OCMW36102S	1/4″	33.25	35.75	1/4″	96.25	101.75	1/4″	12.00	30.00
OCMW36108S	1/4″	33.25	35.75	1/4″	102.25	107.75	1/4″	12.00	30.00
OCMW3684S	1/4″	33.25	35.75	1/4″	81.00	83.75	1/4″	12.00	30.00
OCMW3687S	1/4″	33.25	35.75	1/4″	84.25	86.75	1/4″	12.00	30.00
OCMW3690S	1/4″	33.25	35.75	1/4″	87.25	89.75	1/4″	12.00	30.00
OCMW3693S	1/4″	33.25	35.75	1/4″	90.25	92.75	1/4″	12.00	30.00
OCMW3696S	1/4″	33.25	35.75	1/4″	93.25	95.75	1/4″	12.00	30.00
OCS	No	0.00	0.00	No	0.00	0.00	No	0.00	0.00
OCS27102S	No	0.00	0.00	1/4″	96.25	101.75	1/4″	12.00	30.00
OCS27108S	No	0.00	0.00	1/4″	102.25	107.75	1/4″	12.00	30.00
OCS2784S	No	0.00	0.00	1/4″	81.00	83.75	1/4″	12.00	30.00
OCS2787S	No	0.00	0.00	1/4″	84.25	86.75	1/4″	12.00	30.00
OCS2790S	No	0.00	0.00	1/4″	87.25	89.75	1/4″	12.00	30.00
OCS2793S	No	0.00	0.00	1/4″	90.25	92.75	1/4″	12.00	30.00

Change Dimension Modifications Availability

SPEC Book Code	CW increments	CW Min	CW Max	CH increments	CH Min	CH Max	CD increments	CD Min	CD Max
OCS2796S	No	0.00	0.00	1/4″	93.25	95.75	1/4″	12.00	30.00
OCS30102S	1/4″	27.25	29.75	1/4″	96.25	101.75	1/4″	12.00	30.00
OCS30108S	1/4″	27.25	29.75	1/4″	102.25	107.75	1/4″	12.00	30.00
OCS3084S	1/4″	27.25	29.75	1/4″	81.00	83.75	1/4″	12.00	30.00
OCS3087S	1/4″	27.25	29.75	1/4″	84.25	86.75	1/4″	12.00	30.00
OCS3090S	1/4″	27.25	29.75	1/4″	87.25	89.75	1/4″	12.00	30.00
OCS3093S	1/4″	27.25	29.75	1/4″	90.25	92.75	1/4″	12.00	30.00
OCS3096S	1/4″	27.25	29.75	1/4″	93.25	95.75	1/4″	12.00	30.00
OCS33102S	1/4″	30.25	32.75	1/4″	96.25	101.75	1/4″	12.00	30.00
OCS33108S	1/4″	30.25	32.75	1/4″	102.25	107.75	1/4″	12.00	30.00
OCS3384S	1/4″	30.25	32.75	1/4″	81.00	83.75	1/4″	12.00	30.00
OCS3387S	1/4″	30.25	32.75	1/4″	84.25	86.75	1/4″	12.00	30.00
OCS3390S	1/4″	30.25	32.75	1/4″	87.25	89.75	1/4″	12.00	30.00
OCS3393S	1/4″	30.25	32.75	1/4″	90.25	92.75	1/4″	12.00	30.00
OCS3396S	1/4″	30.25	32.75	1/4″	93.25	95.75	1/4″	12.00	30.00
OCS36102S	1/4″	33.25	35.75	1/4″	96.25	101.75	1/4″	12.00	30.00
OCS36108S	1/4″	33.25	35.75	1/4″	102.25	107.75	1/4″	12.00	30.00
OCS3684S	1/4″	33.25	35.75	1/4″	81.00	83.75	1/4″	12.00	30.00
OCS3687S	1/4″	33.25	35.75	1/4″	84.25	86.75	1/4″	12.00	30.00
OCS3690S	1/4″	33.25	35.75	1/4″	87.25	89.75	1/4″	12.00	30.00
OCS3693S	1/4″	33.25	35.75	1/4″	90.25	92.75	1/4″	12.00	30.00
OCS3696S	1/4″	33.25	35.75	1/4″	93.25	95.75	1/4″	12.00	30.00
OCS3D27102S	No	0.00	0.00	1/4″	96.25	101.75	1/4″	12.00	30.00
OCS3D27108S	No	0.00	0.00	1/4″	102.25	107.75	1/4″	12.00	30.00
OCS3D2784S	No	0.00	0.00	3″	81.00	83.75	1/4″	12.00	30.00
OCS3D2787S	No	0.00	0.00	1/4″	84.25	86.75	1/4″	12.00	30.00
OCS3D2790S	No	0.00	0.00	1/4″	87.25	89.75	1/4″	12.00	30.00
OCS3D2793S	No	0.00	0.00	1/4″	90.25	92.75	1/4″	12.00	30.00
OCS3D2796S	No	0.00	0.00	1/4″	93.25	95.75	1/4″	12.00	30.00
OCS3D30102S	1/4″	27.25	29.75	1/4″	96.25	101.75	1/4″	12.00	30.00
OCS3D30108S	1/4″	27.25	29.75	1/4″	102.25	107.75	1/4″	12.00	30.00
OCS3D3084S	1/4″	27.25	29.75	3″	81.00	83.75	1/4″	12.00	30.00
OCS3D3087S	1/4″	27.25	29.75	1/4″	84.25	86.75	1/4″	12.00	30.00
OCS3D3090S	1/4″	27.25	29.75	1/4″	87.25	89.75	1/4″	12.00	30.00
OCS3D3093S	1/4″	27.25	29.75	1/4″	90.25	92.75	1/4″	12.00	30.00
OCS3D3096S	1/4″	27.25	29.75	1/4″	93.25	95.75	1/4″	12.00	30.00
OCS3D33102S	1/4″	30.25	32.75	1/4″	96.25	101.75	1/4″	12.00	30.00
OCS3D33108S	1/4″	30.25	32.75	1/4″	102.25	107.75	1/4″	12.00	30.00
OCS3D3384S	1/4″	30.25	32.75	3″	81.00	83.75	1/4″	12.00	30.00
OCS3D3387S	1/4″	30.25	32.75	1/4″	84.25	86.75	1/4″	12.00	30.00
OCS3D3390S	1/4″	30.25	32.75	1/4″	87.25	89.75	1/4″	12.00	30.00
OCS3D3393S	1/4″	30.25	32.75	1/4″	90.25	92.75	1/4″	12.00	30.00
OCS3D3396S	1/4″	30.25	32.75	1/4″	93.25	95.75	1/4″	12.00	30.00
OCS3D36102S	1/4″	33.25	35.75	1/4″	96.25	101.75	1/4″	12.00	30.00
OCS3D36108S	1/4″	33.25	35.75	1/4″	102.25	107.75	1/4″	12.00	30.00
OCS3D3684S	1/4″	33.25	35.75	3″	81.00	83.75	1/4″	12.00	30.00
OCS3D3687S	1/4″	33.25	35.75	1/4″	84.25	86.75	1/4″	12.00	30.00
OCS3D3690S	1/4″	33.25	35.75	1/4″	87.25	89.75	1/4″	12.00	30.00
OCS3D3693S	1/4″	33.25	35.75	1/4″	90.25	92.75	1/4″	12.00	30.00
OCS3D3696S	1/4″	33.25	35.75	1/4″	93.25	95.75	1/4″	12.00	30.00
OCSMW27102S	No	0.00	0.00	1/4″	96.25	101.75	1/4″	12.00	30.00
OCSMW27108S	No	0.00	0.00	1/4″	102.25	107.75	1/4″	12.00	30.00
OCSMW2784S	No	0.00	0.00	1/4″	81.00	83.75	1/4″	12.00	30.00
OCSMW2787S	No	0.00	0.00	1/4″	84.25	86.75	1/4″	12.00	30.00
OCSMW2790S	No	0.00	0.00	1/4″	87.25	89.75	1/4″	12.00	30.00
OCSMW2793S	No	0.00	0.00	1/4″	90.25	92.75	1/4″	12.00	30.00
OCSMW2796S	No	0.00	0.00	1/4″	93.25	95.75	1/4″	12.00	30.00
OCSMW30102S	1/4″	27.25	29.75	1/4″	96.25	101.75	1/4″	12.00	30.00
OCSMW30108S	1/4″	27.25	29.75	1/4″	102.25	107.75	1/4″	12.00	30.00
OCSMW3084S	1/4″	27.25	29.75	1/4″	81.00	83.75	1/4″	12.00	30.00
OCSMW3087S	1/4″	27.25	29.75	1/4″	84.25	86.75	1/4″	12.00	30.00
OCSMW3090S	1/4″	27.25	29.75	1/4″	87.25	89.75	1/4″	12.00	30.00
OCSMW3093S	1/4″	27.25	29.75	1/4″	90.25	92.75	1/4″	12.00	30.00

SPEC Book Code	CW increments	CW Min	CW Max	CH increments	CH Min	CH Max	CD increments	CD Min	CD Max
OCSMW3096S	1/4″	27.25	29.75	1/4″	93.25	95.75	1/4″	12.00	30.00
OCSMW33102S	1/4″	30.25	32.75	1/4″	96.25	101.75	1/4″	12.00	30.00
OCSMW33108S	1/4″	30.25	32.75	1/4″	102.25	107.75	1/4″	12.00	30.00
OCSMW3384S	1/4″	30.25	32.75	1/4″	81.00	83.75	1/4″	12.00	30.00
OCSMW3387S	1/4″	30.25	32.75	1/4″	84.25	86.75	1/4″	12.00	30.00
OCSMW3390S	1/4″	30.25	32.75	1/4″	87.25	89.75	1/4″	12.00	30.00
OCSMW3393S	1/4″	30.25	32.75	1/4″	90.25	92.75	1/4″	12.00	30.00
OCSMW3396S	1/4″	30.25	32.75	1/4″	93.25	95.75	1/4″	12.00	30.00
OCSMW36102S	1/4″	33.25	35.75	1/4″	96.25	101.75	1/4″	12.00	30.00
OCSMW36108S	1/4″	33.25	35.75	1/4″	102.25	107.75	1/4″	12.00	30.00
OCSMW3684S	1/4″	33.25	35.75	1/4″	81.00	83.75	1/4″	12.00	30.00
OCSMW3687S	1/4″	33.25	35.75	1/4″	84.25	86.75	1/4″	12.00	30.00
OCSMW3690S	1/4″	33.25	35.75	1/4″	87.25	89.75	1/4″	12.00	30.00
OCSMW3693S	1/4″	33.25	35.75	1/4″	90.25	92.75	1/4″	12.00	30.00
OCSMW3696S	1/4″	33.25	35.75	1/4″	93.25	95.75	1/4″	12.00	30.00
ORGK1	No	0.00	0.00	No	0.00	0.00	No	0.00	0.00
ORGK2	No	0.00	0.00	No	0.00	0.00	No	0.00	0.00
ORGK3	No	0.00	0.00	No	0.00	0.00	No	0.00	0.00
ORGK4	No	0.00	0.00	No	0.00	0.00	No	0.00	0.00
ORGK5	No	0.00	0.00	No	0.00	0.00	No	0.00	0.00
ORGK6	No	0.00	0.00	No	0.00	0.00	No	0.00	0.00
ORGK7	No	0.00	0.00	No	0.00	0.00	No	0.00	0.00
ORGK8	No	0.00	0.00	No	0.00	0.00	No	0.00	0.00
ORGKDDRCON	No	0.00	0.00	No	0.00	0.00	No	0.00	0.00
ORGKDDRWDIV	No	0.00	0.00	No	0.00	0.00	No	0.00	0.00
ORGKDIVDBL	No	0.00	0.00	No	0.00	0.00	No	0.00	0.00
ORGKDIVSNG	No	0.00	0.00	No	0.00	0.00	No	0.00	0.00
ORGKDPDIV	No	0.00	0.00	No	0.00	0.00	No	0.00	0.00
ORGKDPSIDERL	No	0.00	0.00	No	0.00	0.00	No	0.00	0.00
ORGKFOILDISP	No	0.00	0.00	No	0.00	0.00	No	0.00	0.00
ORGKKNIFEHLDR	No	0.00	0.00	No	0.00	0.00	No	0.00	0.00
ORGKPLTHLDR	No	0.00	0.00	No	0.00	0.00	No	0.00	0.00
ORGKSPICE	No	0.00	0.00	No	0.00	0.00	No	0.00	0.00
ORGKTRAYL	No	0.00	0.00	No	0.00	0.00	No	0.00	0.00
ORGKTRAYM	No	0.00	0.00	No	0.00	0.00	No	0.00	0.00
ORGKTRAYS	No	0.00	0.00	No	0.00	0.00	No	0.00	0.00
ORGKWRAPDISP	No	0.00	0.00	No	0.00	0.00	No	0.00	0.00
PAINTPEN	No	0.00	0.00	No	0.00	0.00	No	0.00	0.00
PAINTPEN-ADD	No	0.00	0.00	No	0.00	0.00	No	0.00	0.00
PAINTQUART	No	0.00	0.00	No	0.00	0.00	No	0.00	0.00
PDM	No	0.00	0.00	No	0.00	0.00	No	0.00	0.00
PDO	No	0.00	0.00	No	0.00	0.00	No	0.00	0.00
PDOPOSTS	No	0.00	0.00	No	0.00	0.00	No	0.00	0.00
PFALSEPNLCLIP5O	No	0.00	0.00	No	0.00	0.00	No	0.00	0.00
PNL.25-3634.5WD	No	0.00	0.00	No	0.00	0.00	No	0.00	0.00
PNL.25-4830BB	No	0.00	0.00	No	0.00	0.00	No	0.00	0.00
PNL.25-4834.5BB	No	0.00	0.00	No	0.00	0.00	No	0.00	0.00
PNL.25-4834.5WD	No	0.00	0.00	No	0.00	0.00	No	0.00	0.00
PNL.25-4896BB	No	0.00	0.00	No	0.00	0.00	No	0.00	0.00
PNL.25-4896WD	No	0.00	0.00	No	0.00	0.00	No	0.00	0.00
PNL.25-7234.5WD	No	0.00	0.00	No	0.00	0.00	No	0.00	0.00
PNL.25-9630WD	No	0.00	0.00	No	0.00	0.00	No	0.00	0.00
PNL.25-9634.5WD	No	0.00	0.00	No	0.00	0.00	No	0.00	0.00
PNL.25-9648WD	No	0.00	0.00	No	0.00	0.00	No	0.00	0.00
PNLC.25-BB	1/32″	6.00	48.00	1/32″	3.00	96.00	No	0.00	0.00
PNLC.25-DDE	1/4″	9.00	48.00	1/4″	11.00	96.00	No	0.00	0.00
PNLC.25-LMN	1/4″	1.50	48.00	1/4″	3.00	96.00	No	0.00	0.00
PNLC.25-WD	1/32″	3.00	48.00	1/32″	9.00	96.00	No	0.00	0.00
PNLC.5-LMNV	1/32″	1.50	48.00	1/32″	3.00	96.00	No	0.00	0.00
PNLC.5-WD	1/32″	1.50	48.00	1/32″	3.00	96.00	No	0.00	0.00
PNLC.75-DDE	1/4″	9.00	48.00	1/4″	11.00	96.00	No	0.00	0.00
PNLC.75-LMN	1/4″	1.50	48.00	1/4″	3.00	96.00	No	0.00	0.00
PNLC.75-SEWD	1/4″	1.50	48.00	1/4″	3.00	96.00	No	0.00	0.00

Change Dimension Modifications Availability

SPEC Book Code	CW increments	CW Min	CW Max	CH increments	CH Min	CH Max	CD increments	CD Min	CD Max
PNLC.75-SW	1/4″	1.50	23.75	1/4″	1.50	120.00	No	0.00	0.00
PNLCWAIN	1/32″	7.88	96.00	1/4″	15.00	96.00	No	0.00	0.00
PPP24	No	0.00	0.00	No	0.00	0.00	No	0.00	0.00
PPP30	No	0.00	0.00	No	0.00	0.00	No	0.00	0.00
PPPKADJDIV15	No	0.00	0.00	No	0.00	0.00	No	0.00	0.00
PPPKADJDIV21	No	0.00	0.00	No	0.00	0.00	No	0.00	0.00
PWT3084	No	0.00	0.00	3″	81.00	83.75	1/4″	6.00	27.00
PWT3087	No	0.00	0.00	1/4″	84.25	86.75	1/4″	6.00	27.00
PWT3090	No	0.00	0.00	1/4″	87.25	89.75	1/4″	6.00	27.00
PWT3093	No	0.00	0.00	1/4″	90.25	92.75	1/4″	6.00	27.00
PWT3096	No	0.00	0.00	1/4″	93.25	95.75	1/4″	6.00	27.00
PWT3384	1/4″	30.25	32.75	3″	81.00	83.75	1/4″	6.00	27.00
PWT3387	1/4″	30.25	32.75	1/4″	84.25	86.75	1/4″	6.00	27.00
PWT3390	1/4″	30.25	32.75	1/4″	87.25	89.75	1/4″	6.00	27.00
PWT3393	1/4″	30.25	32.75	1/4″	90.25	92.75	1/4″	6.00	27.00
PWT3396	1/4″	30.25	32.75	1/4″	93.25	95.75	1/4″	6.00	27.00
PWT3684	1/4″	33.25	35.75	3″	81.00	83.75	1/4″	6.00	27.00
PWT3687	1/4″	33.25	35.75	1/4″	84.25	86.75	1/4″	6.00	27.00
PWT3690	1/4″	33.25	35.75	1/4″	87.25	89.75	1/4″	6.00	27.00
PWT3693	1/4″	33.25	35.75	1/4″	90.25	92.75	1/4″	6.00	27.00
PWT3696	1/4″	33.25	35.75	1/4″	93.25	95.75	1/4″	6.00	27.00
R-ACAN	No	0.00	0.00	No	0.00	0.00	No	0.00	0.00
R-ACANR	No	0.00	0.00	No	0.00	0.00	No	0.00	0.00
RTK12ETUP	No	0.00	0.00	No	0.00	0.00	1/4″	12.00	24.00
RTK15ETUP	1/4″	12.25	14.75	No	0.00	0.00	1/4″	12.00	24.00
RTK18ETUP	1/4″	15.25	17.75	No	0.00	0.00	1/4″	12.00	24.00
RTK21ETUP	1/4″	18.25	20.75	No	0.00	0.00	1/4″	12.00	24.00
RTK24ETUP	1/4″	21.25	23.75	No	0.00	0.00	1/4″	12.00	24.00
RTK27ETUP	1/4″	24.25	26.75	No	0.00	0.00	1/4″	12.00	24.00
RTK30ETUP	1/4″	27.25	29.75	No	0.00	0.00	1/4″	12.00	24.00
RTK33ETUP	1/4″	30.25	32.75	No	0.00	0.00	1/4″	12.00	24.00
RTK36ETUP	1/4″	33.25	39.00	No	0.00	0.00	1/4″	12.00	24.00
RTK39ETUP	1/4″	33.25	39.00	No	0.00	0.00	1/4″	12.00	24.00
R-TRADR	No	0.00	0.00	No	0.00	0.00	No	0.00	0.00
S-.75SLMN	1/32″	4.00	48.00	1/32″	6.00	96.00	No	0.00	0.00
S-.75SSW	1/32″	1.50	23.75	1/32″	1.50	120.00	No	0.00	0.00
S-.75SWD	1/32″	3.00	48.00	1/32″	6.00	96.00	No	0.00	0.00
SB18 L or R	No	0.00	0.00	1/4″	24.00	46.50	1/4″	6.00	30.00
SB18TO L or R	No	0.00	0.00	1/4″	24.00	46.50	1/4″	6.00	30.00
SB21 L or R	1/4″	18.25	20.75	1/4″	24.00	46.50	1/4″	6.00	30.00
SB21TO L or R	No	0.00	0.00	1/4″	24.00	46.50	1/4″	6.00	30.00
SB24	No	0.00	0.00	1/4″	24.00	46.50	1/4″	6.00	30.00
SB24 L or R	1/4″	21.25	23.75	1/4″	24.00	46.50	1/4″	6.00	30.00
SB24TO	No	0.00	0.00	1/4″	24.00	46.50	1/4″	6.00	30.00
SB24TO L or R	No	0.00	0.00	1/4″	24.00	46.50	1/4″	6.00	30.00
SB27	1/4″	24.25	26.75	1/4″	24.00	46.50	1/4″	6.00	30.00
SB27TO	1/4″	24.25	26.75	1/4″	24.00	46.50	1/4″	6.00	30.00
SB30	1/4″	27.25	29.75	1/4″	24.00	46.50	1/4″	6.00	30.00
SB30TO	1/4″	27.25	29.75	1/4″	24.00	46.50	1/4″	6.00	30.00
SB33	1/4″	30.25	32.75	1/4″	24.00	46.50	1/4″	6.00	30.00
SB33TO	1/4″	30.25	32.75	1/4″	24.00	46.50	1/4″	6.00	30.00
SB36	1/4″	33.25	35.75	1/4″	24.00	46.50	1/4″	6.00	30.00
SB36TO	1/4″	33.25	35.75	1/4″	24.00	46.50	1/4″	6.00	30.00
SB39	1/4″	36.25	38.75	1/4″	24.00	46.50	1/4″	6.00	30.00
SB39TO	1/4″	36.25	38.75	1/4″	24.00	46.50	1/4″	6.00	30.00
SB42	1/4″	39.25	41.75	1/4″	24.00	46.50	1/4″	6.00	30.00
SB42TO	1/4″	39.25	41.75	1/4″	24.00	46.50	1/4″	6.00	30.00
SB45	1/4″	42.25	44.75	1/4″	24.00	46.50	1/4″	6.00	30.00
SB45TO	1/4″	42.25	44.75	1/4″	24.00	46.50	1/4″	6.00	30.00
SB48	1/4″	45.25	47.75	1/4″	24.00	46.50	1/4″	6.00	30.00
SB48TO	1/4″	45.25	47.75	1/4″	24.00	46.50	1/4″	6.00	30.00
SBB51 L or R	No	0.00	0.00	1/4″	24.00	46.50	1/4″	6.00	27.00
SBB54 L or R	1/4″	51.25	53.75	1/4″	24.00	46.50	1/4″	6.00	27.00

SPEC Book Code	CW increments	CW Min	CW Max	CH increments	CH Min	CH Max	CD increments	CD Min	CD Max
SBB57 L or R	1/4″	54.25	56.75	1/4″	24.00	46.50	1/4″	6.00	27.00
SBB60 L or R	1/4″	57.25	59.75	1/4″	24.00	46.50	1/4″	6.00	27.00
SBB63 L or R	1/4″	60.25	62.75	1/4″	24.00	46.50	1/4″	6.00	27.00
SBD36 L or R	No	0.00	0.00	1/4″	24.00	46.50	No	0.00	0.00
SBD36FH L or R	No	0.00	0.00	1/4″	30.00	46.50	No	0.00	0.00
SBD36FRT L or R	No	0.00	0.00	1/4″	24.00	46.50	No	0.00	0.00
SBD36TO L or R	No	0.00	0.00	1/4″	24.00	46.50	No	0.00	0.00
SBD39 L or R	No	0.00	0.00	1/4″	24.00	46.50	No	0.00	0.00
SBD39FRT L or R	No	0.00	0.00	1/4″	24.00	46.50	No	0.00	0.00
SBD39TO L or R	No	0.00	0.00	1/4″	24.00	46.50	No	0.00	0.00
SBD42	No	0.00	0.00	1/4″	24.00	46.50	No	0.00	0.00
SBD42FRT	No	0.00	0.00	1/4″	24.00	46.50	No	0.00	0.00
SBD42TO	No	0.00	0.00	1/4″	24.00	46.50	No	0.00	0.00
SBDBPNL36	No	0.00	0.00	No	0.00	0.00	No	0.00	0.00
SBDBPNL39	No	0.00	0.00	No	0.00	0.00	No	0.00	0.00
SBDBPNL42	No	0.00	0.00	No	0.00	0.00	No	0.00	0.00
SBER36 L or R	No	0.00	0.00	1/4″	30.00	46.50	No	0.00	0.00
SBIV24	No	0.00	0.00	1/4″	22.50	46.50	1/4″	12.00	23.75
SBIV24 L or R	1/4″	21.00	23.75	1/4″	22.50	46.50	1/4″	12.00	23.75
SBIV27	1/4″	24.25	26.75	1/4″	22.50	46.50	1/4″	12.00	23.75
SBIV30	1/4″	27.25	29.75	1/4″	22.50	46.50	1/4″	12.00	23.75
SBIV33	1/4″	30.25	32.75	1/4″	22.50	46.50	1/4″	12.00	23.75
SBIV36	1/4″	33.25	35.75	1/4″	22.50	46.50	1/4″	12.00	23.75
SBIV39	1/4″	36.25	38.75	1/4″	22.50	46.50	1/4″	12.00	23.75
SBIV42	1/4″	39.25	41.75	1/4″	22.50	46.50	1/4″	12.00	23.75
SBIV45	1/4″	42.25	44.75	1/4″	22.50	46.50	1/4″	12.00	23.75
SBIV48	1/4″	45.25	47.75	1/4″	22.50	46.50	1/4″	12.00	23.75
SBSC30	No	0.00	0.00	3″	22.50	31.50	1/4″	6.00	30.00
SBSC30TO	No	0.00	0.00	1/4″	22.50	46.50	1/4″	6.00	30.00
SBSC33	No	0.00	0.00	No	0.00	0.00	1/4″	6.00	30.00
SBSC33TO	No	0.00	0.00	No	0.00	0.00	1/4″	6.00	30.00
SBSC36	No	0.00	0.00	No	0.00	0.00	1/4″	6.00	30.00
SBSC36TO	No	0.00	0.00	1/4″	36.00	46.50	1/4″	6.00	30.00
SBTA30	1/4″	24.00	29.75	1/4″	30.00	46.50	1/4″	6.00	30.00
SBTA33	1/4″	30.25	32.75	1/4″	30.00	46.50	1/4″	6.00	30.00
SBTA36	1/4″	33.25	35.75	1/4″	30.00	46.50	1/4″	6.00	30.00
SBTA39	1/4″	36.25	38.75	1/4″	30.00	46.50	1/4″	6.00	30.00
SBTA42	1/4″	39.25	41.75	1/4″	30.00	46.50	1/4″	6.00	30.00
SBTA45	1/4″	42.25	44.75	1/4″	30.00	46.50	1/4″	6.00	30.00
SBTA48	1/4″	45.25	47.75	1/4″	30.00	46.50	1/4″	6.00	30.00
S-CRN3012	No	0.00	0.00	No	0.00	0.00	No	0.00	0.00
S-FL2410	1/4″	18.00	23.75	No	0.00	0.00	1/4″	6.00	13.00
S-FL2410R	No	0.00	0.00	No	0.00	0.00	No	0.00	0.00
S-FL3010	1/4″	24.25	29.75	No	0.00	0.00	1/4″	6.00	13.00
S-FL3610	1/4″	30.25	35.75	No	0.00	0.00	1/4″	6.00	13.00
S-FL3610R	No	0.00	0.00	No	0.00	0.00	No	0.00	0.00
S-FL4210	1/4″	36.25	41.75	No	0.00	0.00	1/4″	6.00	13.00
S-FL4810	1/4″	42.25	47.75	No	0.00	0.00	1/4″	6.00	13.00
S-FL5410	1/4″	48.25	53.75	No	0.00	0.00	1/4″	6.00	13.00
S-FL6010	1/4″	54.25	59.75	No	0.00	0.00	1/4″	6.00	13.00
S-FLCRN3010	No	0.00	0.00	No	0.00	0.00	No	0.00	0.00
SHELFPEGS	No	0.00	0.00	No	0.00	0.00	No	0.00	0.00
SHLFPD36C	No	0.00	0.00	No	0.00	0.00	No	0.00	0.00
S-KTG1212	No	0.00	0.00	No	0.00	0.00	No	0.00	0.00
S-KTG1213	No	0.00	0.00	No	0.00	0.00	No	0.00	0.00
S-KTG1221	No	0.00	0.00	No	0.00	0.00	No	0.00	0.00
S-KTG126	No	0.00	0.00	No	0.00	0.00	No	0.00	0.00
S-KTG129	No	0.00	0.00	No	0.00	0.00	No	0.00	0.00
S-KTG1512	No	0.00	0.00	No	0.00	0.00	No	0.00	0.00
S-KTG1513	No	0.00	0.00	No	0.00	0.00	No	0.00	0.00
S-KTG1521	No	0.00	0.00	No	0.00	0.00	No	0.00	0.00
S-KTG156	No	0.00	0.00	No	0.00	0.00	No	0.00	0.00
S-KTG159	No	0.00	0.00	No	0.00	0.00	No	0.00	0.00

Change Dimension Modifications Availability

SPEC Book Code	CW increments	CW Min	CW Max	CH increments	CH Min	CH Max	CD increments	CD Min	CD Max
S-KTG1812	No	0.00	0.00	No	0.00	0.00	No	0.00	0.00
S-KTG1813	No	0.00	0.00	No	0.00	0.00	No	0.00	0.00
S-KTG1821	No	0.00	0.00	No	0.00	0.00	No	0.00	0.00
S-KTG186	No	0.00	0.00	No	0.00	0.00	No	0.00	0.00
S-KTG189	No	0.00	0.00	No	0.00	0.00	No	0.00	0.00
S-KTG2112	No	0.00	0.00	No	0.00	0.00	No	0.00	0.00
S-KTG2113	No	0.00	0.00	No	0.00	0.00	No	0.00	0.00
S-KTG2121	No	0.00	0.00	No	0.00	0.00	No	0.00	0.00
S-KTG216	No	0.00	0.00	No	0.00	0.00	No	0.00	0.00
S-KTG219	No	0.00	0.00	No	0.00	0.00	No	0.00	0.00
S-KTG2412	No	0.00	0.00	No	0.00	0.00	No	0.00	0.00
S-KTG2413	No	0.00	0.00	No	0.00	0.00	No	0.00	0.00
S-KTG2421	No	0.00	0.00	No	0.00	0.00	No	0.00	0.00
S-KTG246	No	0.00	0.00	No	0.00	0.00	No	0.00	0.00
S-KTG249	No	0.00	0.00	No	0.00	0.00	No	0.00	0.00
S-KTG2712	No	0.00	0.00	No	0.00	0.00	No	0.00	0.00
S-KTG2713	No	0.00	0.00	No	0.00	0.00	No	0.00	0.00
S-KTG2721	No	0.00	0.00	No	0.00	0.00	No	0.00	0.00
S-KTG276	No	0.00	0.00	No	0.00	0.00	No	0.00	0.00
S-KTG279	No	0.00	0.00	No	0.00	0.00	No	0.00	0.00
S-KTG3012	No	0.00	0.00	No	0.00	0.00	No	0.00	0.00
S-KTG3013	No	0.00	0.00	No	0.00	0.00	No	0.00	0.00
S-KTG3021	No	0.00	0.00	No	0.00	0.00	No	0.00	0.00
S-KTG306	No	0.00	0.00	No	0.00	0.00	No	0.00	0.00
S-KTG309	No	0.00	0.00	No	0.00	0.00	No	0.00	0.00
S-KTG3312	No	0.00	0.00	No	0.00	0.00	No	0.00	0.00
S-KTG3313	No	0.00	0.00	No	0.00	0.00	No	0.00	0.00
S-KTG336	No	0.00	0.00	No	0.00	0.00	No	0.00	0.00
S-KTG339	No	0.00	0.00	No	0.00	0.00	No	0.00	0.00
S-KTG3612	No	0.00	0.00	No	0.00	0.00	No	0.00	0.00
S-KTG3613	No	0.00	0.00	No	0.00	0.00	No	0.00	0.00
S-KTG366	No	0.00	0.00	No	0.00	0.00	No	0.00	0.00
S-KTG369	No	0.00	0.00	No	0.00	0.00	No	0.00	0.00
S-KTG912	No	0.00	0.00	No	0.00	0.00	No	0.00	0.00
S-KTG913	No	0.00	0.00	No	0.00	0.00	No	0.00	0.00
S-KTGWD24	No	0.00	0.00	No	0.00	0.00	No	0.00	0.00
S-KTGWD2413	No	0.00	0.00	No	0.00	0.00	No	0.00	0.00
S-KTGWD27	No	0.00	0.00	No	0.00	0.00	No	0.00	0.00
S-KTGWDP2413	No	0.00	0.00	No	0.00	0.00	No	0.00	0.00
SPACERBLK	No	0.00	0.00	No	0.00	0.00	No	0.00	0.00
SPCD	No	0.00	0.00	No	0.00	0.00	No	0.00	0.00
SPCDR	No	0.00	0.00	No	0.00	0.00	No	0.00	0.00
SPCS	No	0.00	0.00	No	0.00	0.00	No	0.00	0.00
SPCSR	No	0.00	0.00	No	0.00	0.00	No	0.00	0.00
SPICEINPO12	No	0.00	0.00	No	0.00	0.00	No	0.00	0.00
SPICEINPO15	No	0.00	0.00	No	0.00	0.00	No	0.00	0.00
SPICEINTIER18	No	0.00	0.00	No	0.00	0.00	No	0.00	0.00
SPICEINTIER24	No	0.00	0.00	No	0.00	0.00	No	0.00	0.00
SRCH12C	No	0.00	0.00	No	0.00	0.00	No	0.00	0.00
SRCH15C	No	0.00	0.00	No	0.00	0.00	No	0.00	0.00
SRCH18C	No	0.00	0.00	No	0.00	0.00	No	0.00	0.00
SRTK12	No	0.00	0.00	No	0.00	0.00	1/4″	21.00	24.00
SRTK15	1/4″	12.25	14.75	No	0.00	0.00	1/4″	21.00	24.00
SRTK18	1/4″	15.25	17.75	No	0.00	0.00	1/4″	21.00	24.00
SRTK21	1/4″	18.25	20.75	No	0.00	0.00	1/4″	21.00	24.00
SRTK24	1/4″	21.25	23.75	No	0.00	0.00	1/4″	21.00	24.00
SRTK27	1/4″	24.25	26.75	No	0.00	0.00	1/4″	21.00	24.00
SRTK30	1/4″	27.25	29.75	No	0.00	0.00	1/4″	21.00	24.00
SRTK33	1/4″	30.25	32.75	No	0.00	0.00	1/4″	21.00	24.00
SRTK36	1/4″	33.25	39.00	No	0.00	0.00	1/4″	21.00	24.00
SRTK39	1/4″	33.25	39.00	No	0.00	0.00	1/4″	21.00	24.00
SSCMATTESH	No	0.00	0.00	No	0.00	0.00	No	0.00	0.00
SSCSATINSH	No	0.00	0.00	No	0.00	0.00	No	0.00	0.00

SPEC Book Code	CW increments	CW Min	CW Max	CH increments	CH Min	CH Max	CD increments	CD Min	CD Max
STAINQRTKIT	No	0.00	0.00	No	0.00	0.00	No	0.00	0.00
STR	No	0.00	0.00	No	0.00	0.00	No	0.00	0.00
STRTHEATSHIELD	No	0.00	0.00	No	0.00	0.00	No	0.00	0.00
STRTHSHIELDSS	No	0.00	0.00	No	0.00	0.00	No	0.00	0.00
TBCF1.58415	No	0.00	0.00	1/4″	60.00	83.75	1/4″	6.00	30.00
TBCF1.58427	No	0.00	0.00	1/4″	60.00	83.75	1/4″	6.00	30.00
TBCF1.58715	No	0.00	0.00	1/4″	84.25	86.75	1/4″	6.00	30.00
TBCF1.58727	No	0.00	0.00	1/4″	84.25	86.75	1/4″	6.00	30.00
TBCF1.59015	No	0.00	0.00	1/4″	87.25	89.75	1/4″	6.00	30.00
TBCF1.59027	No	0.00	0.00	1/4″	87.25	89.75	1/4″	6.00	30.00
TBCF1.59315	No	0.00	0.00	1/4″	90.25	92.75	1/4″	6.00	30.00
TBCF1.59327	No	0.00	0.00	1/4″	90.25	92.75	1/4″	6.00	30.00
TBCF1.59615	No	0.00	0.00	1/4″	93.25	95.75	1/4″	6.00	30.00
TBCF1.59627	No	0.00	0.00	1/4″	93.25	95.75	1/4″	6.00	30.00
TBCF310215	No	0.00	0.00	1/4″	96.25	101.75	1/4″	6.00	30.00
TBCF310227	No	0.00	0.00	1/4″	96.25	101.75	1/4″	6.00	30.00
TBCF310815	No	0.00	0.00	1/4″	102.25	107.75	1/4″	6.00	30.00
TBCF310827	No	0.00	0.00	1/4″	102.25	107.75	1/4″	6.00	30.00
TBCF312015	No	0.00	0.00	1/4″	108.25	119.75	1/4″	6.00	30.00
TBCF312027	No	0.00	0.00	1/4″	108.25	119.75	1/4″	6.00	30.00
TBCF38415	No	0.00	0.00	1/4″	60.00	83.75	1/4″	6.00	30.00
TBCF38427	No	0.00	0.00	1/4″	60.00	83.75	1/4″	6.00	30.00
TBCF38715	No	0.00	0.00	1/4″	84.25	86.75	1/4″	6.00	30.00
TBCF38727	No	0.00	0.00	1/4″	84.25	86.75	1/4″	6.00	30.00
TBCF39015	No	0.00	0.00	1/4″	87.25	89.75	1/4″	6.00	30.00
TBCF39027	No	0.00	0.00	1/4″	87.25	89.75	1/4″	6.00	30.00
TBCF39315	No	0.00	0.00	1/4″	90.25	92.75	1/4″	6.00	30.00
TBCF39327	No	0.00	0.00	1/4″	90.25	92.75	1/4″	6.00	30.00
TBCF39615	No	0.00	0.00	1/4″	93.25	95.75	1/4″	6.00	30.00
TBCF39627	No	0.00	0.00	1/4″	93.25	95.75	1/4″	6.00	30.00
TBCF610215	No	0.00	0.00	1/4″	96.25	101.75	1/4″	6.00	30.00
TBCF610227	No	0.00	0.00	1/4″	96.25	101.75	1/4″	6.00	30.00
TBCF610815	No	0.00	0.00	1/4″	102.25	107.75	1/4″	6.00	30.00
TBCF610827	No	0.00	0.00	1/4″	102.25	107.75	1/4″	6.00	30.00
TBCF612015	No	0.00	0.00	1/4″	108.25	119.75	1/4″	6.00	30.00
TBCF612027	No	0.00	0.00	1/4″	108.25	119.75	1/4″	6.00	30.00
TBCF68415	No	0.00	0.00	1/4″	60.00	83.75	1/4″	6.00	30.00
TBCF68427	No	0.00	0.00	1/4″	60.00	83.75	1/4″	6.00	30.00
TBCF68715	No	0.00	0.00	1/4″	84.25	86.75	1/4″	6.00	30.00
TBCF68727	No	0.00	0.00	1/4″	84.25	86.75	1/4″	6.00	30.00
TBCF69015	No	0.00	0.00	1/4″	87.25	89.75	1/4″	6.00	30.00
TBCF69027	No	0.00	0.00	1/4″	87.25	89.75	1/4″	6.00	30.00
TBCF69315	No	0.00	0.00	1/4″	90.25	92.75	1/4″	6.00	30.00
TBCF69327	No	0.00	0.00	1/4″	90.25	92.75	1/4″	6.00	30.00
TBCF69615	No	0.00	0.00	1/4″	93.25	95.75	1/4″	6.00	30.00
TBCF69627	No	0.00	0.00	1/4″	93.25	95.75	1/4″	6.00	30.00
TDRO12	No	0.00	0.00	No	0.00	0.00	No	0.00	0.00
TDRO15	No	0.00	0.00	No	0.00	0.00	No	0.00	0.00
TDS	No	0.00	0.00	1/4″	9.50	39.50	No	0.00	0.00
TEP102WD	No	0.00	0.00	1/4″	96.25	101.75	1/4″	6.00	36.00
TEP108WD	No	0.00	0.00	1/4″	96.25	107.75	1/4″	6.00	36.00
TEP120WD	No	0.00	0.00	1/4″	108.25	119.75	1/4″	6.00	36.00
TEP84WD	No	0.00	0.00	1/4″	60.00	83.75	1/4″	6.00	48.00
TEP87WD	No	0.00	0.00	1/4″	84.25	86.75	1/4″	6.00	48.00
TEP90WD	No	0.00	0.00	1/4″	87.25	89.75	1/4″	6.00	48.00
TEP93WD	No	0.00	0.00	1/4″	90.25	92.75	1/4″	6.00	48.00
TEP96WD	No	0.00	0.00	1/4″	93.25	95.75	1/4″	6.00	48.00
TEPDC84	No	0.00	0.00	No	0.00	0.00	No	0.00	0.00
TEPDC96	No	0.00	0.00	No	0.00	0.00	No	0.00	0.00
TEPF1.5102FPE	1/4″	1.75	2.75	1/4″	96.25	101.75	1/4″	6.00	36.00
TEPF1.5108FPE	1/4″	1.75	2.75	1/4″	102.25	107.75	1/4″	6.00	36.00
TEPF1.5120FPE	1/4″	1.75	2.75	1/4″	108.25	119.75	1/4″	6.00	36.00
TEPF1.584WD	1/4″	1.75	2.75	1/4″	60.00	83.75	1/4″	6.00	48.00

Change Dimension Modifications Availability

SPEC Book Code	CW increments	CW Min	CW Max	CH increments	CH Min	CH Max	CD increments	CD Min	CD Max
TEPF1.587WD	1/4″	1.75	2.75	1/4″	84.25	86.75	1/4″	6.00	48.00
TEPF1.590WD	1/4″	1.75	2.75	1/4″	87.25	89.75	1/4″	6.00	48.00
TEPF1.593WD	1/4″	1.75	2.75	1/4″	90.25	92.75	1/4″	6.00	48.00
TEPF1.596WD	1/4″	1.75	2.75	1/4″	93.25	95.75	1/4″	6.00	48.00
TEPF3102FPE	1/4″	3.25	5.75	1/4″	96.25	101.75	1/4″	6.00	36.00
TEPF3108FPE	1/4″	3.25	5.75	1/4″	102.25	107.75	1/4″	6.00	36.00
TEPF3120FPE	1/4″	3.25	5.75	1/4″	108.25	119.75	1/4″	6.00	36.00
TEPF384WD	1/4″	3.25	5.75	1/4″	60.00	83.75	1/4″	6.00	48.00
TEPF387WD	1/4″	3.25	5.75	1/4″	84.25	86.75	1/4″	6.00	48.00
TEPF390WD	1/4″	3.25	5.75	1/4″	87.25	89.75	1/4″	6.00	48.00
TEPF393WD	1/4″	3.25	5.75	1/4″	90.25	92.75	1/4″	6.00	48.00
TEPF396WD	1/4″	3.25	5.75	1/4″	93.25	95.75	1/4″	6.00	48.00
TEPF684WD	No	0.00	0.00	1/4″	60.00	83.75	1/4″	12.25	48.00
TEPF687WD	No	0.00	0.00	1/4″	84.25	86.75	1/4″	12.25	48.00
TEPF690WD	No	0.00	0.00	1/4″	87.25	89.75	1/4″	12.25	48.00
TEPF693WD	No	0.00	0.00	1/4″	90.25	92.75	1/4″	12.25	48.00
TEPF696WD	No	0.00	0.00	1/4″	93.25	95.75	1/4″	12.25	48.00
TEPFA384(L or R)WD	No	0.00	0.00	No	0.00	0.00	1/4″	6.00	30.00
TEPFA387(L or R)WD	No	0.00	0.00	No	0.00	0.00	1/4″	6.00	30.00
TEPFA390(L or R)WD	No	0.00	0.00	No	0.00	0.00	1/4″	6.00	30.00
TEPFA393(L or R)WD	No	0.00	0.00	No	0.00	0.00	1/4″	6.00	30.00
TEPFA396(L or R)WD	No	0.00	0.00	No	0.00	0.00	1/4″	6.00	30.00
TEPFFA1.5102WD	No	0.00	0.00	1/4″	96.25	101.75	1/4″	18.00	30.00
TEPFFA1.5108WD	No	0.00	0.00	1/4″	102.25	107.75	1/4″	18.00	30.00
TEPFFA1.5120WD	No	0.00	0.00	1/4″	108.25	119.75	1/4″	18.00	30.00
TEPFFA1.584WD	No	0.00	0.00	No	0.00	0.00	1/4″	18.00	48.00
TEPFFA1.587WD	No	0.00	0.00	1/4″	84.25	86.75	1/4″	18.00	48.00
TEPFFA1.590WD	No	0.00	0.00	1/4″	87.25	89.75	1/4″	18.00	48.00
TEPFFA1.593WD	No	0.00	0.00	1/4″	90.25	92.75	1/4″	18.00	48.00
TEPFFA1.596WD	No	0.00	0.00	1/4″	93.25	95.75	1/4″	18.00	48.00
TEPFFA3102WD	No	0.00	0.00	1/4″	96.25	101.75	1/4″	18.00	30.00
TEPFFA3108WD	No	0.00	0.00	1/4″	102.25	107.75	1/4″	18.00	30.00
TEPFFA3120WD	No	0.00	0.00	1/4″	108.25	119.75	1/4″	18.00	30.00
TEPFFA384WD	No	0.00	0.00	No	0.00	0.00	1/4″	18.00	48.00
TEPFFA387WD	No	0.00	0.00	1/4″	84.25	86.75	1/4″	18.00	48.00
TEPFFA390WD	No	0.00	0.00	1/4″	87.25	89.75	1/4″	18.00	48.00
TEPFFA393WD	No	0.00	0.00	1/4″	90.25	92.75	1/4″	18.00	48.00
TEPFFA396WD	No	0.00	0.00	1/4″	93.25	95.75	1/4″	18.00	48.00
TEPFFAOL384WD	No	0.00	0.00	No	0.00	0.00	1/4″	18.00	48.00
TEPFFAOL387WD	No	0.00	0.00	1/4″	84.25	86.75	1/4″	18.00	48.00
TEPFFAOL390WD	No	0.00	0.00	1/4″	87.25	89.75	1/4″	18.00	48.00
TEPFFAOL393WD	No	0.00	0.00	1/4″	90.25	92.75	1/4″	18.00	48.00
TEPFFAOL396WD	No	0.00	0.00	1/4″	93.25	95.75	1/4″	18.00	48.00
TEPFOL384WD	1/4″	3.25	5.75	1/4″	60.00	83.75	1/4″	12.25	48.00
TEPFOL387WD	1/4″	3.25	5.75	1/4″	84.25	86.75	1/4″	12.25	48.00
TEPFOL390WD	1/4″	3.25	5.75	1/4″	87.25	89.75	1/4″	12.25	48.00
TEPFOL393WD	1/4″	3.25	5.75	1/4″	90.25	92.75	1/4″	12.25	48.00
TEPFOL396WD	1/4″	3.25	5.75	1/4″	93.25	95.75	1/4″	12.25	48.00
TES102WD	No	0.00	0.00	1/4″	96.25	101.75	1/4″	6.00	36.00
TES108WD	No	0.00	0.00	1/4″	102.25	107.75	1/4″	6.00	36.00
TES120WD	No	0.00	0.00	1/4″	108.25	119.75	1/4″	6.00	36.00
TES84BB	No	0.00	0.00	No	0.00	0.00	No	0.00	0.00
TES84WD	No	0.00	0.00	1/4″	60.00	83.75	1/4″	6.00	36.00
TES87WD	No	0.00	0.00	1/4″	84.25	86.75	1/4″	6.00	36.00
TES90WD	No	0.00	0.00	1/4″	87.25	89.75	1/4″	6.00	36.00
TES93WD	No	0.00	0.00	1/4″	90.25	92.75	1/4″	6.00	36.00
TES96BB	No	0.00	0.00	No	0.00	0.00	No	0.00	0.00
TES96WD	No	0.00	0.00	1/4″	93.25	95.75	1/4″	6.00	36.00
TFOL3102	No	0.00	0.00	1/4″	96.25	101.75	No	0.00	0.00
TFOL3108	No	0.00	0.00	1/4″	102.25	107.75	No	0.00	0.00
TFOL3120	No	0.00	0.00	1/4″	108.25	119.75	No	0.00	0.00
TFOL384	No	0.00	0.00	1/4″	66.00	83.75	No	0.00	0.00
TFOL387	No	0.00	0.00	1/4″	84.25	86.75	No	0.00	0.00

SPEC Book Code	CW increments	CW Min	CW Max	CH increments	CH Min	CH Max	CD increments	CD Min	CD Max
TFOL390	No	0.00	0.00	1/4″	87.25	89.75	No	0.00	0.00
TFOL393	No	0.00	0.00	1/4″	90.25	92.75	No	0.00	0.00
TFOL396	No	0.00	0.00	1/4″	93.25	95.75	No	0.00	0.00
TFOL6102	No	0.00	0.00	1/4″	96.25	101.75	No	0.00	0.00
TFOL6108	No	0.00	0.00	1/4″	102.25	107.75	No	0.00	0.00
TFOL6120	No	0.00	0.00	1/4″	108.25	119.75	No	0.00	0.00
TFOL684	No	0.00	0.00	1/4″	66.00	83.75	No	0.00	0.00
TFOL687	No	0.00	0.00	1/4″	84.25	86.75	No	0.00	0.00
TFOL690	No	0.00	0.00	1/4″	87.25	89.75	No	0.00	0.00
TFOL693	No	0.00	0.00	1/4″	90.25	92.75	No	0.00	0.00
TFOL696	No	0.00	0.00	1/4″	93.25	95.75	No	0.00	0.00
TOEKICKVAC	No	0.00	0.00	No	0.00	0.00	No	0.00	0.00
TOT15	No	0.00	0.00	No	0.00	0.00	No	0.00	0.00
TOT18	No	0.00	0.00	No	0.00	0.00	No	0.00	0.00
TOTS10SS	No	0.00	0.00	No	0.00	0.00	No	0.00	0.00
TOTS13SS	No	0.00	0.00	No	0.00	0.00	No	0.00	0.00
TOTS16SS	No	0.00	0.00	No	0.00	0.00	No	0.00	0.00
TOTS19SS	No	0.00	0.00	No	0.00	0.00	No	0.00	0.00
TOTS25SS	No	0.00	0.00	No	0.00	0.00	No	0.00	0.00
TOTS31SS	No	0.00	0.00	No	0.00	0.00	No	0.00	0.00
TOUCHLATCH	No	0.00	0.00	No	0.00	0.00	No	0.00	0.00
TUK	No	0.00	0.00	No	0.00	0.00	No	0.00	0.00
TWEP102WD	No	0.00	0.00	1/4″	96.25	101.75	1/4″	6.00	24.00
TWEP108WD	No	0.00	0.00	1/4″	102.25	107.75	1/4″	6.00	24.00
TWEP120WD	No	0.00	0.00	1/4″	108.25	119.75	1/4″	6.00	24.00
TWEP84WD	No	0.00	0.00	1/4″	60.00	83.75	1/4″	6.00	11.75
TWEP87WD	No	0.00	0.00	1/4″	84.25	86.75	1/4″	6.00	11.75
TWEP90WD	No	0.00	0.00	1/4″	87.25	89.75	1/4″	6.00	11.75
TWEP93WD	No	0.00	0.00	1/4″	90.25	92.75	1/4″	6.00	11.75
TWEP96WD	No	0.00	0.00	1/4″	93.25	95.75	1/4″	6.00	24.00
TWEPF1.5102WD	1/4″	1.75	2.75	1/4″	96.25	101.75	1/4″	6.00	11.75
TWEPF1.5108WD	1/4″	1.75	2.75	1/4″	102.25	107.75	1/4″	6.00	11.75
TWEPF1.5120WD	1/4″	1.75	2.75	1/4″	108.25	119.75	1/4″	6.00	11.75
TWEPF1.584WD	1/4″	1.75	2.75	1/4″	60.00	83.75	1/4″	6.00	11.75
TWEPF1.587WD	1/4″	1.75	2.75	1/4″	84.25	86.75	1/4″	6.00	11.75
TWEPF1.590WD	1/4″	1.75	2.75	1/4″	87.25	89.75	1/4″	6.00	11.75
TWEPF1.593WD	1/4″	1.75	2.75	1/4″	90.25	92.75	1/4″	6.00	11.75
TWEPF1.596WD	1/4″	1.75	2.75	1/4″	93.25	95.75	1/4″	6.00	11.75
TWEPF3102WD	1/4″	3.25	5.75	1/4″	96.25	101.75	1/4″	6.00	11.75
TWEPF3108WD	1/4″	3.25	5.75	1/4″	102.25	107.75	1/4″	6.00	11.75
TWEPF3120WD	1/4″	3.25	5.75	1/4″	108.25	119.75	1/4″	6.00	11.75
TWEPF384WD	1/4″	3.25	5.75	1/4″	60.00	83.75	1/4″	6.00	11.75
TWEPF387WD	1/4″	3.25	5.75	1/4″	84.25	86.75	1/4″	6.00	11.75
TWEPF390WD	1/4″	3.25	5.75	1/4″	87.25	89.75	1/4″	6.00	11.75
TWEPF393WD	1/4″	3.25	5.75	1/4″	90.25	92.75	1/4″	6.00	11.75
TWEPF396WD	1/4″	3.25	5.75	1/4″	93.25	95.75	1/4″	6.00	11.75
TWEPF684WD	No	0.00	0.00	1/4″	60.00	83.75	1/4″	6.00	11.75
TWEPF687WD	No	0.00	0.00	1/4″	84.25	86.75	1/4″	6.00	11.75
TWEPF690WD	No	0.00	0.00	1/4″	87.25	89.75	1/4″	6.00	11.75
TWEPF693WD	No	0.00	0.00	1/4″	90.25	92.75	1/4″	6.00	11.75
TWEPF696WD	No	0.00	0.00	1/4″	93.25	95.75	1/4″	6.00	11.75
TWEPFOL384WD	1/4″	3.25	5.75	1/4″	60.00	83.75	1/4″	6.00	11.75
TWEPFOL387WD	1/4″	3.25	5.75	1/4″	84.25	86.75	1/4″	6.00	11.75
TWEPFOL390WD	1/4″	3.25	5.75	1/4″	87.25	89.75	1/4″	6.00	11.75
TWEPFOL393WD	1/4″	3.25	5.75	1/4″	90.25	92.75	1/4″	6.00	11.75
TWEPFOL396WD	1/4″	3.25	5.75	1/4″	93.25	95.75	1/4″	6.00	11.75
U12102 L or R	1/4″	9.25	11.75	1/4″	96.25	101.75	1/4″	6.00	26.00
U12108 L or R	1/4″	9.25	11.75	1/4″	102.25	107.75	1/4″	6.00	26.00
U1266 L or R	1/4″	9.25	11.75	1/4″	46.75	65.75	1/4″	6.00	30.00
U1284 L or R	1/4″	9.25	11.75	1/4″	78.00	83.75	1/4″	6.00	30.00
U1287 L or R	1/4″	9.25	11.75	1/4″	84.25	86.75	1/4″	6.00	30.00
U1290 L or R	1/4″	9.25	11.75	1/4″	87.25	89.75	1/4″	6.00	30.00
U1293 L or R	1/4″	9.25	11.75	1/4″	90.25	92.75	1/4″	6.00	30.00

Change Dimension Modifications Availability

SPEC Book Code	CW increments	CW Min	CW Max	CH increments	CH Min	CH Max	CD increments	CD Min	CD Max
U1296 L or R	1/4″	9.25	11.75	1/4″	93.25	95.75	1/4″	6.00	30.00
U15102 L or R	1/4″	12.25	14.75	1/4″	96.25	101.75	1/4″	6.00	26.00
U15102RT L or R	1/4″	12.25	14.75	1/4″	96.25	101.75	1/4″	12.00	23.75
U15108 L or R	1/4″	12.25	14.75	1/4″	102.25	107.75	1/4″	6.00	26.00
U15108RT L or R	1/4″	12.25	14.75	1/4″	102.25	107.75	1/4″	12.00	23.75
U1566 L or R	1/4″	12.25	14.75	1/4″	46.75	65.75	1/4″	6.00	30.00
U1566RT L or R	1/4″	12.25	14.75	1/4″	46.75	65.75	1/4″	6.00	23.75
U1584 L or R	1/4″	12.25	14.75	1/4″	78.00	83.75	1/4″	6.00	30.00
U1584RT L or R	1/4″	12.25	14.75	1/4″	78.00	83.75	1/4″	12.00	23.75
U1587 L or R	1/4″	12.25	14.75	1/4″	84.25	86.75	1/4″	6.00	30.00
U1587RT L or R	1/4″	12.25	14.75	1/4″	84.25	86.75	1/4″	12.00	23.75
U1590 L or R	1/4″	12.25	14.75	1/4″	87.25	89.75	1/4″	6.00	30.00
U1590RT L or R	1/4″	12.25	14.75	1/4″	87.25	89.75	1/4″	12.00	23.75
U1593 L or R	1/4″	12.25	14.75	1/4″	90.25	92.75	1/4″	6.00	30.00
U1593RT L or R	1/4″	12.25	14.75	1/4″	90.25	92.75	1/4″	12.00	23.75
U1596 L or R	1/4″	12.25	14.75	1/4″	93.25	95.75	1/4″	6.00	30.00
U1596RT L or R	1/4″	12.25	14.75	1/4″	93.25	95.75	1/4″	12.00	23.75
U18102 L or R	1/4″	15.25	17.75	1/4″	96.25	101.75	1/4″	6.00	26.00
U18102RT L or R	1/4″	15.25	17.75	1/4″	96.25	101.75	1/4″	12.00	23.75
U18108 L or R	1/4″	15.25	17.75	1/4″	102.25	107.75	1/4″	6.00	26.00
U18108RT L or R	1/4″	15.25	17.75	1/4″	102.25	107.75	1/4″	12.00	23.75
U1866 L or R	1/4″	15.25	17.75	1/4″	46.75	65.75	1/4″	6.00	30.00
U1866RT L or R	1/4″	15.25	17.75	1/4″	46.75	65.75	1/4″	6.00	23.75
U1884 L or R	1/4″	15.25	17.75	1/4″	78.00	83.75	1/4″	6.00	30.00
U1884RT L or R	1/4″	15.25	17.75	1/4″	78.00	83.75	1/4″	12.00	23.75
U1887 L or R	1/4″	15.25	17.75	1/4″	84.25	86.75	1/4″	6.00	30.00
U1887RT L or R	1/4″	15.25	17.75	1/4″	84.25	86.75	1/4″	12.00	23.75
U1890 L or R	1/4″	15.25	17.75	1/4″	87.25	89.75	1/4″	6.00	30.00
U1890RT L or R	1/4″	15.25	17.75	1/4″	87.25	89.75	1/4″	12.00	23.75
U1893 L or R	1/4″	15.25	17.75	1/4″	90.25	92.75	1/4″	6.00	30.00
U1893RT L or R	1/4″	15.25	17.75	1/4″	90.25	92.75	1/4″	12.00	23.75
U1896 L or R	1/4″	15.25	17.75	1/4″	93.25	95.75	1/4″	6.00	30.00
U1896RT L or R	1/4″	15.25	17.75	1/4″	93.25	95.75	1/4″	12.00	23.75
U21102 L or R	1/4″	18.25	20.75	1/4″	96.25	101.75	1/4″	6.00	26.00
U21102RT L or R	1/4″	18.25	20.75	1/4″	96.25	101.75	1/4″	12.00	23.75
U21108 L or R	1/4″	18.25	20.75	1/4″	102.25	107.75	1/4″	6.00	26.00
U21108RT L or R	1/4″	18.25	20.75	1/4″	102.25	107.75	1/4″	12.00	23.75
U2166 L or R	1/4″	18.25	20.75	1/4″	46.75	65.75	1/4″	6.00	30.00
U2166RT L or R	1/4″	18.25	20.75	1/4″	46.75	65.75	1/4″	6.00	23.75
U2184 L or R	1/4″	18.25	20.75	1/4″	78.00	83.75	1/4″	6.00	30.00
U2184RT L or R	1/4″	18.25	20.75	1/4″	78.00	83.75	1/4″	12.00	23.75
U2187 L or R	1/4″	18.25	20.75	1/4″	84.25	86.75	1/4″	6.00	30.00
U2187RT L or R	1/4″	18.25	20.75	1/4″	84.25	86.75	1/4″	12.00	23.75
U2190 L or R	1/4″	18.25	20.75	1/4″	87.25	89.75	1/4″	6.00	30.00
U2190RT L or R	1/4″	18.25	20.75	1/4″	87.25	89.75	1/4″	12.00	23.75
U2193 L or R	1/4″	18.25	20.75	1/4″	90.25	92.75	1/4″	6.00	30.00
U2193RT L or R	1/4″	18.25	20.75	1/4″	90.25	92.75	1/4″	12.00	23.75
U2196 L or R	1/4″	18.25	20.75	1/4″	93.25	95.75	1/4″	6.00	30.00
U2196RT L or R	1/4″	18.25	20.75	1/4″	93.25	95.75	1/4″	12.00	23.75
U24102	No	0.00	0.00	1/4″	96.25	101.75	1/4″	6.00	26.00
U24102 L or R	1/4″	21.25	23.75	1/4″	96.25	101.75	1/4″	6.00	26.00
U24102RT	No	0.00	0.00	1/4″	96.25	101.75	1/4″	12.00	23.75
U24102RT L or R	1/4″	21.25	23.75	1/4″	96.25	101.75	1/4″	12.00	23.75
U24108	No	0.00	0.00	1/4″	102.25	107.75	1/4″	6.00	26.00
U24108 L or R	1/4″	21.25	23.75	1/4″	102.25	107.75	1/4″	6.00	26.00
U24108RT	No	0.00	0.00	1/4″	102.25	107.75	1/4″	12.00	23.75
U24108RT L or R	1/4″	21.25	23.75	1/4″	102.25	107.75	1/4″	12.00	23.75
U2466	No	0.00	0.00	1/4″	46.75	65.75	1/4″	6.00	30.00
U2466 L or R	1/4″	21.25	23.75	1/4″	46.75	65.75	1/4″	6.00	30.00
U2466RT	No	0.00	0.00	1/4″	46.75	65.75	1/4″	6.00	23.75
U2466RT L or R	1/4″	21.25	23.75	1/4″	46.75	65.75	1/4″	6.00	23.75
U2484	No	0.00	0.00	1/4″	78.00	83.75	1/4″	6.00	30.00
U2484 L or R	1/4″	21.25	23.75	1/4″	78.00	83.75	1/4″	6.00	30.00

SPEC Book Code	CW increments	CW Min	CW Max	CH increments	CH Min	CH Max	CD increments	CD Min	CD Max
U2484RT	No	0.00	0.00	1/4″	78.00	83.75	1/4″	12.00	23.75
U2484RT L or R	1/4″	21.25	23.75	1/4″	78.00	83.75	1/4″	12.00	23.75
U2487	No	0.00	0.00	1/4″	84.25	86.75	1/4″	6.00	30.00
U2487 L or R	1/4″	21.25	23.75	1/4″	84.25	86.75	1/4″	6.00	30.00
U2487RT	No	0.00	0.00	1/4″	84.25	86.75	1/4″	12.00	23.75
U2487RT L or R	1/4″	21.25	23.75	1/4″	84.25	86.75	1/4″	12.00	23.75
U2490	No	0.00	0.00	1/4″	87.25	89.75	1/4″	6.00	30.00
U2490 L or R	1/4″	21.25	23.75	1/4″	87.25	89.75	1/4″	6.00	30.00
U2490RT	No	0.00	0.00	1/4″	87.25	89.75	1/4″	12.00	23.75
U2490RT L or R	1/4″	21.25	23.75	1/4″	87.25	89.75	1/4″	12.00	23.75
U2493	No	0.00	0.00	1/4″	90.25	92.75	1/4″	6.00	30.00
U2493 L or R	1/4″	21.25	23.75	1/4″	90.25	92.75	1/4″	6.00	30.00
U2493RT	No	0.00	0.00	1/4″	90.25	92.75	1/4″	12.00	23.75
U2493RT L or R	1/4″	21.25	23.75	1/4″	90.25	92.75	1/4″	12.00	23.75
U2496	No	0.00	0.00	1/4″	93.25	95.75	1/4″	6.00	30.00
U2496 L or R	1/4″	21.25	23.75	1/4″	93.25	95.75	1/4″	6.00	30.00
U2496RT	No	0.00	0.00	1/4″	93.25	95.75	1/4″	12.00	23.75
U2496RT L or R	1/4″	21.25	23.75	1/4″	93.25	95.75	1/4″	12.00	23.75
U27102	1/4″	24.25	26.75	1/4″	96.25	101.75	1/4″	6.00	26.00
U27102RT	1/4″	24.25	26.75	1/4″	96.25	101.75	1/4″	12.00	23.75
U27108	1/4″	24.25	26.75	1/4″	102.25	107.75	1/4″	6.00	26.00
U27108RT	1/4″	24.25	26.75	1/4″	102.25	107.75	1/4″	12.00	23.75
U2766	1/4″	24.25	26.75	1/4″	46.75	65.75	1/4″	6.00	30.00
U2766RT	1/4″	24.25	26.75	1/4″	46.75	65.75	1/4″	6.00	23.75
U2784	1/4″	24.25	26.75	1/4″	78.00	83.75	1/4″	6.00	30.00
U2784RT	1/4″	24.25	26.75	1/4″	78.00	83.75	1/4″	12.00	23.75
U2787	1/4″	24.25	26.75	1/4″	84.25	86.75	1/4″	6.00	30.00
U2787RT	1/4″	24.25	26.75	1/4″	84.25	86.75	1/4″	12.00	23.75
U2790	1/4″	24.25	26.75	1/4″	87.25	89.75	1/4″	6.00	30.00
U2790RT	1/4″	24.25	26.75	1/4″	87.25	89.75	1/4″	12.00	23.75
U2793	1/4″	24.25	26.75	1/4″	90.25	92.75	1/4″	6.00	30.00
U2793RT	1/4″	24.25	26.75	1/4″	90.25	92.75	1/4″	12.00	23.75
U2796	1/4″	24.25	26.75	1/4″	93.25	95.75	1/4″	6.00	30.00
U2796RT	1/4″	24.25	26.75	1/4″	93.25	95.75	1/4″	12.00	23.75
U30102	1/4″	27.25	29.75	1/4″	96.25	101.75	1/4″	6.00	26.00
U30102RT	1/4″	27.25	29.75	1/4″	96.25	101.75	1/4″	12.00	23.75
U30108	1/4″	27.25	29.75	1/4″	102.25	107.75	1/4″	6.00	26.00
U30108RT	1/4″	27.25	29.75	1/4″	102.25	107.75	1/4″	12.00	23.75
U3066	1/4″	27.25	29.75	1/4″	46.75	65.75	1/4″	6.00	30.00
U3066RT	1/4″	27.25	29.75	1/4″	46.75	65.75	1/4″	6.00	23.75
U3084	1/4″	27.25	29.75	1/4″	78.00	83.75	1/4″	6.00	30.00
U3084RT	1/4″	27.25	29.75	1/4″	78.00	83.75	1/4″	12.00	23.75
U3087	1/4″	27.25	29.75	1/4″	84.25	86.75	1/4″	6.00	30.00
U3087RT	1/4″	27.25	29.75	1/4″	84.25	86.75	1/4″	12.00	23.75
U3090	1/4″	27.25	29.75	1/4″	87.25	89.75	1/4″	6.00	30.00
U3090RT	1/4″	27.25	29.75	1/4″	87.25	89.75	1/4″	12.00	23.75
U3093	1/4″	27.25	29.75	1/4″	90.25	92.75	1/4″	6.00	30.00
U3093RT	1/4″	27.25	29.75	1/4″	90.25	92.75	1/4″	12.00	23.75
U3096	1/4″	27.25	29.75	1/4″	93.25	95.75	1/4″	6.00	30.00
U3096RT	1/4″	27.25	29.75	1/4″	93.25	95.75	1/4″	12.00	23.75
U33102	1/4″	30.25	32.75	1/4″	96.25	101.75	1/4″	6.00	26.00
U33102RT	1/4″	30.25	32.75	1/4″	96.25	101.75	1/4″	12.00	23.75
U33108	1/4″	30.25	32.75	1/4″	102.25	107.75	1/4″	6.00	26.00
U33108RT	1/4″	30.25	32.75	1/4″	102.25	107.75	1/4″	12.00	23.75
U3366	1/4″	30.25	32.75	1/4″	46.75	65.75	1/4″	6.00	30.00
U3366RT	1/4″	30.25	32.75	1/4″	46.75	65.75	1/4″	6.00	23.75
U3384	1/4″	30.25	32.75	1/4″	78.00	83.75	1/4″	6.00	30.00
U3384RT	1/4″	30.25	32.75	1/4″	78.00	83.75	1/4″	12.00	23.75
U3387	1/4″	30.25	32.75	1/4″	84.25	86.75	1/4″	6.00	30.00
U3387RT	1/4″	30.25	32.75	1/4″	84.25	86.75	1/4″	12.00	23.75
U3390	1/4″	30.25	32.75	1/4″	87.25	89.75	1/4″	6.00	30.00
U3390RT	1/4″	30.25	32.75	1/4″	87.25	89.75	1/4″	12.00	23.75
U3393	1/4″	30.25	32.75	1/4″	90.25	92.75	1/4″	6.00	30.00

Change Dimension Modifications Availability

SPEC Book Code	CW increments	CW Min	CW Max	CH increments	CH Min	CH Max	CD increments	CD Min	CD Max
U3393RT	1/4″	30.25	32.75	1/4″	90.25	92.75	1/4″	12.00	23.75
U3396	1/4″	30.25	32.75	1/4″	93.25	95.75	1/4″	6.00	30.00
U3396RT	1/4″	30.25	32.75	1/4″	93.25	95.75	1/4″	12.00	23.75
U36102	1/4″	33.25	35.75	1/4″	96.25	101.75	1/4″	6.00	26.00
U36102RT	1/4″	33.25	35.75	1/4″	96.25	101.75	1/4″	12.00	23.75
U36102SOP	No	0.00	0.00	1/4″	96.25	101.75	No	0.00	0.00
U36108	1/4″	33.25	35.75	1/4″	102.25	107.75	1/4″	6.00	26.00
U36108RT	1/4″	33.25	35.75	1/4″	102.25	107.75	1/4″	12.00	23.75
U36108SOP	No	0.00	0.00	1/4″	102.25	107.75	No	0.00	0.00
U3666	1/4″	33.25	35.75	1/4″	46.75	65.75	1/4″	6.00	30.00
U3666RT	1/4″	33.25	35.75	1/4″	46.75	65.75	1/4″	6.00	23.75
U3684	1/4″	33.25	35.75	1/4″	78.00	83.75	1/4″	6.00	30.00
U3684RT	1/4″	33.25	35.75	1/4″	78.00	83.75	1/4″	12.00	23.75
U3684SOP	No	0.00	0.00	1/4″	78.00	83.75	No	0.00	0.00
U3687	1/4″	33.25	35.75	1/4″	84.25	86.75	1/4″	6.00	30.00
U3687RT	1/4″	33.25	35.75	1/4″	84.25	86.75	1/4″	12.00	23.75
U3687SOP	No	0.00	0.00	1/4″	84.25	86.75	No	0.00	0.00
U3690	1/4″	33.25	35.75	1/4″	87.25	89.75	1/4″	6.00	30.00
U3690RT	1/4″	33.25	35.75	1/4″	87.25	89.75	1/4″	12.00	23.75
U3690SOP	No	0.00	0.00	1/4″	87.25	89.75	No	0.00	0.00
U3693	1/4″	33.25	35.75	1/4″	90.25	92.75	1/4″	6.00	30.00
U3693RT	1/4″	33.25	35.75	1/4″	90.25	92.75	1/4″	12.00	23.75
U3693SOP	No	0.00	0.00	1/4″	90.25	92.75	No	0.00	0.00
U3696	1/4″	33.25	35.75	1/4″	93.25	95.75	1/4″	6.00	30.00
U3696RT	1/4″	33.25	35.75	1/4″	93.25	95.75	1/4″	12.00	23.75
U3696SOP	No	0.00	0.00	1/4″	93.25	95.75	No	0.00	0.00
U3D1284 L or R	No	0.00	0.00	1/4″	78.00	83.75	1/4″	12.00	23.75
U3D1287 L or R	No	0.00	0.00	1/4″	84.25	86.75	1/4″	12.00	23.75
U3D1290 L or R	No	0.00	0.00	1/4″	87.25	89.75	1/4″	12.00	23.75
U3D1293 L or R	No	0.00	0.00	1/4″	90.25	92.75	1/4″	12.00	23.75
U3D1296 L or R	No	0.00	0.00	1/4″	93.25	95.75	1/4″	12.00	23.75
U3D1584 L or R	1/4″	12.25	14.75	1/4″	78.00	83.75	1/4″	12.00	23.75
U3D1587 L or R	1/4″	12.25	14.75	1/4″	84.25	86.75	1/4″	12.00	23.75
U3D1590 L or R	1/4″	12.25	14.75	1/4″	87.25	89.75	1/4″	12.00	23.75
U3D1593 L or R	1/4″	12.25	14.75	1/4″	90.25	92.75	1/4″	12.00	23.75
U3D1596 L or R	1/4″	12.25	14.75	1/4″	93.25	95.75	1/4″	12.00	23.75
U3D1884 L or R	1/4″	15.25	17.75	1/4″	78.00	83.75	1/4″	12.00	23.75
U3D1887 L or R	1/4″	15.25	17.75	1/4″	84.25	86.75	1/4″	12.00	23.75
U3D1890 L or R	1/4″	15.25	17.75	1/4″	87.25	89.75	1/4″	12.00	23.75
U3D1893 L or R	1/4″	15.25	17.75	1/4″	90.25	92.75	1/4″	12.00	23.75
U3D1896 L or R	1/4″	15.25	17.75	1/4″	93.25	95.75	1/4″	12.00	23.75
U3D2184 L or R	1/4″	18.25	20.75	1/4″	78.00	83.75	1/4″	12.00	23.75
U3D2187 L or R	1/4″	18.25	20.75	1/4″	84.25	86.75	1/4″	12.00	23.75
U3D2190 L or R	1/4″	18.25	20.75	1/4″	87.25	89.75	1/4″	12.00	23.75
U3D2193 L or R	1/4″	18.25	20.75	1/4″	90.25	92.75	1/4″	12.00	23.75
U3D2196 L or R	1/4″	18.25	20.75	1/4″	93.25	95.75	1/4″	12.00	23.75
U3D2484	1/4″	21.25	23.75	1/4″	78.00	83.75	1/4″	12.00	23.75
U3D2484 L or R	1/4″	21.25	23.75	1/4″	78.00	83.75	1/4″	12.00	23.75
U3D2487	1/4″	21.25	23.75	1/4″	84.25	86.75	1/4″	12.00	23.75
U3D2487 L or R	1/4″	21.25	23.75	1/4″	84.25	86.75	1/4″	12.00	23.75
U3D2490	1/4″	21.25	23.75	1/4″	87.25	89.75	1/4″	12.00	23.75
U3D2490 L or R	1/4″	21.25	23.75	1/4″	87.25	89.75	1/4″	12.00	23.75
U3D2493	1/4″	21.25	23.75	1/4″	90.25	92.75	1/4″	12.00	23.75
U3D2493 L or R	1/4″	21.25	23.75	1/4″	90.25	92.75	1/4″	12.00	23.75
U3D2496	1/4″	21.25	23.75	1/4″	93.25	95.75	1/4″	12.00	23.75
U3D2496 L or R	1/4″	21.25	23.75	1/4″	93.25	95.75	1/4″	12.00	23.75
U3D2784	1/4″	24.25	26.75	1/4″	78.00	83.75	1/4″	12.00	23.75
U3D2787	1/4″	24.25	26.75	1/4″	84.25	86.75	1/4″	12.00	23.75
U3D2790	1/4″	24.25	26.75	1/4″	87.25	89.75	1/4″	12.00	23.75
U3D2793	1/4″	24.25	26.75	1/4″	90.25	92.75	1/4″	12.00	23.75
U3D2796	1/4″	24.25	26.75	1/4″	93.25	95.75	1/4″	12.00	23.75
U3D3084	1/4″	27.25	29.75	1/4″	78.00	83.75	1/4″	12.00	23.75
U3D3087	1/4″	27.25	29.75	1/4″	84.25	86.75	1/4″	12.00	23.75

SPEC Book Code	CW increments	CW Min	CW Max	CH increments	CH Min	CH Max	CD increments	CD Min	CD Max
U3D3090	1/4″	27.25	29.75	1/4″	87.25	89.75	1/4″	12.00	23.75
U3D3093	1/4″	27.25	29.75	1/4″	90.25	92.75	1/4″	12.00	23.75
U3D3096	1/4″	27.25	29.75	1/4″	93.25	95.75	1/4″	12.00	23.75
U3D3384	1/4″	30.25	32.75	1/4″	78.00	83.75	1/4″	12.00	23.75
U3D3387	1/4″	30.25	32.75	1/4″	84.25	86.75	1/4″	12.00	23.75
U3D3390	1/4″	30.25	32.75	1/4″	87.25	89.75	1/4″	12.00	23.75
U3D3393	1/4″	30.25	32.75	1/4″	90.25	92.75	1/4″	12.00	23.75
U3D3396	1/4″	30.25	32.75	1/4″	93.25	95.75	1/4″	12.00	23.75
U3D3684	1/4″	33.25	35.75	1/4″	78.00	83.75	1/4″	12.00	23.75
U3D3687	1/4″	33.25	35.75	1/4″	84.25	86.75	1/4″	12.00	23.75
U3D3690	1/4″	33.25	35.75	1/4″	87.25	89.75	1/4″	12.00	23.75
U3D3693	1/4″	33.25	35.75	1/4″	90.25	92.75	1/4″	12.00	23.75
U3D3696	1/4″	33.25	35.75	1/4″	93.25	95.75	1/4″	12.00	23.75
U4D1284 L or R	No	0.00	0.00	1/4″	78.00	83.75	1/4″	12.00	23.75
U4D1287 L or R	No	0.00	0.00	1/4″	84.25	86.75	1/4″	12.00	23.75
U4D1290 L or R	No	0.00	0.00	1/4″	87.25	89.75	1/4″	12.00	23.75
U4D1293 L or R	No	0.00	0.00	1/4″	90.25	92.75	1/4″	12.00	23.75
U4D1296 L or R	No	0.00	0.00	1/4″	93.25	95.75	1/4″	12.00	23.75
U4D1584 L or R	1/4″	12.25	14.75	1/4″	78.00	83.75	1/4″	12.00	23.75
U4D1587 L or R	1/4″	12.25	14.75	1/4″	84.25	86.75	1/4″	12.00	23.75
U4D1590 L or R	1/4″	12.25	14.75	1/4″	87.25	89.75	1/4″	12.00	23.75
U4D1593 L or R	1/4″	12.25	14.75	1/4″	90.25	92.75	1/4″	12.00	23.75
U4D1596 L or R	1/4″	12.25	14.75	1/4″	93.25	95.75	1/4″	12.00	23.75
U4D1884 L or R	1/4″	15.25	17.75	1/4″	78.00	83.75	1/4″	12.00	23.75
U4D1887 L or R	1/4″	15.25	17.75	1/4″	84.25	86.75	1/4″	12.00	23.75
U4D1890 L or R	1/4″	15.25	17.75	1/4″	87.25	89.75	1/4″	12.00	23.75
U4D1893 L or R	1/4″	15.25	17.75	1/4″	90.25	92.75	1/4″	12.00	23.75
U4D1896 L or R	1/4″	15.25	17.75	1/4″	93.25	95.75	1/4″	12.00	23.75
U4D2184 L or R	1/4″	18.25	20.75	1/4″	78.00	83.75	1/4″	12.00	23.75
U4D2187 L or R	1/4″	18.25	20.75	1/4″	84.25	86.75	1/4″	12.00	23.75
U4D2190 L or R	1/4″	18.25	20.75	1/4″	87.25	89.75	1/4″	12.00	23.75
U4D2193 L or R	1/4″	18.25	20.75	1/4″	90.25	92.75	1/4″	12.00	23.75
U4D2196 L or R	1/4″	18.25	20.75	1/4″	93.25	95.75	1/4″	12.00	23.75
U4D2484	1/4″	21.25	23.75	1/4″	78.00	83.75	1/4″	12.00	23.75
U4D2484 L or R	1/4″	21.25	23.75	1/4″	78.00	83.75	1/4″	12.00	23.75
U4D2487	1/4″	21.25	23.75	1/4″	84.25	86.75	1/4″	12.00	23.75
U4D2487 L or R	1/4″	21.25	23.75	1/4″	84.25	86.75	1/4″	12.00	23.75
U4D2490	1/4″	21.25	23.75	1/4″	87.25	89.75	1/4″	12.00	23.75
U4D2490 L or R	1/4″	21.25	23.75	1/4″	87.25	89.75	1/4″	12.00	23.75
U4D2493	1/4″	21.25	23.75	1/4″	90.25	92.75	1/4″	12.00	23.75
U4D2493 L or R	1/4″	21.25	23.75	1/4″	90.25	92.75	1/4″	12.00	23.75
U4D2496	1/4″	21.25	23.75	1/4″	93.25	95.75	1/4″	12.00	23.75
U4D2496 L or R	1/4″	21.25	23.75	1/4″	93.25	95.75	1/4″	12.00	23.75
U4D2784	1/4″	24.25	26.75	1/4″	78.00	83.75	1/4″	12.00	23.75
U4D2787	1/4″	24.25	26.75	1/4″	84.25	86.75	1/4″	12.00	23.75
U4D2790	1/4″	24.25	26.75	1/4″	87.25	89.75	1/4″	12.00	23.75
U4D2793	1/4″	24.25	26.75	1/4″	90.25	92.75	1/4″	12.00	23.75
U4D2796	1/4″	24.25	26.75	1/4″	93.25	95.75	1/4″	12.00	23.75
U4D3084	1/4″	27.25	29.75	1/4″	78.00	83.75	1/4″	12.00	23.75
U4D3087	1/4″	27.25	29.75	1/4″	84.25	86.75	1/4″	12.00	23.75
U4D3090	1/4″	27.25	29.75	1/4″	87.25	89.75	1/4″	12.00	23.75
U4D3093	1/4″	27.25	29.75	1/4″	90.25	92.75	1/4″	12.00	23.75
U4D3096	1/4″	27.25	29.75	1/4″	93.25	95.75	1/4″	12.00	23.75
U4D3384	1/4″	31.75	32.75	1/4″	78.00	83.75	1/4″	12.00	23.75
U4D3387	1/4″	31.75	32.75	1/4″	84.25	86.75	1/4″	12.00	23.75
U4D3390	1/4″	31.75	32.75	1/4″	87.25	89.75	1/4″	12.00	23.75
U4D3393	1/4″	31.75	32.75	1/4″	90.25	92.75	1/4″	12.00	23.75
U4D3396	1/4″	31.75	32.75	1/4″	93.25	95.75	1/4″	12.00	23.75
U4D3684	1/4″	33.25	35.75	1/4″	78.00	83.75	1/4″	12.00	23.75
U4D3687	1/4″	33.25	35.75	1/4″	84.25	86.75	1/4″	12.00	23.75
U4D3690	1/4″	33.25	35.75	1/4″	87.25	89.75	1/4″	12.00	23.75
U4D3693	1/4″	33.25	35.75	1/4″	90.25	92.75	1/4″	12.00	23.75
U4D3696	1/4″	33.25	35.75	1/4″	93.25	95.75	1/4″	12.00	23.75

Change Dimension Modifications Availability

SPEC Book Code	CW increments	CW Min	CW Max	CH increments	CH Min	CH Max	CD increments	CD Min	CD Max
UDRTK24	1/4″	36.25	38.75	No	0.00	0.00	3″	24.00	24.00
UDRTK2421	No	0.00	0.00	No	0.00	0.00	3″	21.00	21.00
UDRTK27	1/4″	24.25	26.75	No	0.00	0.00	3″	24.00	24.00
UDRTK2721	No	0.00	0.00	No	0.00	0.00	3″	21.00	21.00
UDRTK30	1/4″	27.25	29.75	No	0.00	0.00	3″	24.00	24.00
UDRTK3021	No	0.00	0.00	No	0.00	0.00	3″	21.00	21.00
UDRTK33	1/4″	30.25	32.75	No	0.00	0.00	3″	24.00	24.00
UDRTK3321	No	0.00	0.00	No	0.00	0.00	3″	21.00	21.00
UDRTK36	1/4″	33.25	38.75	No	0.00	0.00	3″	24.00	24.00
UDRTK3621	No	0.00	0.00	No	0.00	0.00	3″	21.00	21.00
UDRWBOXONLY24	No	20.63	20.63	No	2.00	6.38	3″	21.00	21.00
UDRWBOXONLY2421	No	20.63	20.63	No	2.00	6.38	3″	18.00	18.00
UDRWBOXONLY36	No	20.88	32.63	No	2.00	6.38	3″	21.00	21.00
UDRWBOXONLY3621	No	20.88	32.63	No	2.00	6.38	3″	18.00	18.00
UDRWBOXONLY48	No	32.88	44.63	No	2.00	6.38	3″	21.00	21.00
UDRWBOXONLY4821	No	32.88	44.63	No	2.00	6.38	3″	18.00	18.00
UEDZ241029	No	0.00	0.00	1/4″	96.25	101.75	1/4″	9.25	26.00
UEDZ241089	No	0.00	0.00	1/4″	102.25	107.75	1/4″	9.25	26.00
UEDZ24849	No	0.00	0.00	No	0.00	0.00	1/4″	9.25	30.00
UEDZ24879	No	0.00	0.00	1/4″	84.25	86.75	1/4″	9.25	30.00
UEDZ24909	No	0.00	0.00	1/4″	87.25	89.75	1/4″	9.25	30.00
UEDZ24939	No	0.00	0.00	1/4″	90.25	92.75	1/4″	9.25	30.00
UEDZ24969	No	0.00	0.00	1/4″	93.25	95.75	1/4″	9.25	30.00
UEO241026	No	0.00	0.00	1/4″	96.25	101.75	No	0.00	0.00
UEO241026 L or R	No	0.00	0.00	1/4″	96.25	101.75	No	0.00	0.00
UEO241029	No	0.00	0.00	1/4″	96.25	101.75	1/4″	9.25	26.00
UEO241029 L or R	No	0.00	0.00	1/4″	96.25	101.75	1/4″	9.25	26.00
UEO241086	No	0.00	0.00	1/4″	102.25	107.75	No	0.00	0.00
UEO241086 L or R	No	0.00	0.00	1/4″	102.25	107.75	No	0.00	0.00
UEO241089	No	0.00	0.00	1/4″	102.25	107.75	1/4″	9.25	26.00
UEO241089 L or R	No	0.00	0.00	1/4″	102.25	107.75	1/4″	9.25	26.00
UEO24846	No	0.00	0.00	1/4″	78.00	83.75	No	0.00	0.00
UEO24846 L or R	No	0.00	0.00	3″	81.00	83.75	No	0.00	0.00
UEO24849	No	0.00	0.00	1/4″	81.00	83.75	1/4″	9.25	30.00
UEO24849 L or R	No	0.00	0.00	3″	81.00	83.75	1/4″	9.25	30.00
UEO24876	No	0.00	0.00	1/4″	84.25	86.75	No	0.00	0.00
UEO24876 L or R	No	0.00	0.00	1/4″	84.25	86.75	No	0.00	0.00
UEO24879	No	0.00	0.00	1/4″	84.25	86.75	1/4″	9.25	30.00
UEO24879 L or R	No	0.00	0.00	1/4″	84.25	86.75	1/4″	9.25	30.00
UEO24906	No	0.00	0.00	1/4″	87.25	89.75	No	0.00	0.00
UEO24906 L or R	No	0.00	0.00	1/4″	87.25	89.75	No	0.00	0.00
UEO24909	No	0.00	0.00	1/4″	87.25	89.75	1/4″	9.25	30.00
UEO24909 L or R	No	0.00	0.00	1/4″	87.25	89.75	1/4″	9.25	30.00
UEO24936	No	0.00	0.00	1/4″	90.25	92.75	No	0.00	0.00
UEO24936 L or R	No	0.00	0.00	1/4″	90.25	92.75	No	0.00	0.00
UEO24939	No	0.00	0.00	1/4″	90.25	92.75	1/4″	9.25	30.00
UEO24939 L or R	No	0.00	0.00	1/4″	90.25	92.75	1/4″	9.25	30.00
UEO24966	No	0.00	0.00	1/4″	93.25	95.75	No	0.00	0.00
UEO24966 L or R	No	0.00	0.00	1/4″	93.25	95.75	No	0.00	0.00
UEO24969	No	0.00	0.00	1/4″	93.25	95.75	1/4″	9.25	30.00
UEO24969 L or R	No	0.00	0.00	1/4″	93.25	95.75	1/4″	9.25	30.00
UPP12102 L or R	No	0.00	0.00	1/4″	96.25	101.75	No	0.00	0.00
UPP12108 L or R	No	0.00	0.00	1/4″	102.25	107.75	No	0.00	0.00
UPP1266	No	0.00	0.00	No	0.00	0.00	No	0.00	0.00
UPP1284 L or R	No	0.00	0.00	1/4″	78.00	83.75	No	0.00	0.00
UPP1287 L or R	No	0.00	0.00	1/4″	84.25	86.75	No	0.00	0.00
UPP1290 L or R	No	0.00	0.00	1/4″	87.25	89.75	No	0.00	0.00
UPP1293 L or R	No	0.00	0.00	1/4″	90.25	92.75	No	0.00	0.00
UPP1296 L or R	No	0.00	0.00	1/4″	93.25	95.75	No	0.00	0.00
UPP15102 L or R	No	0.00	0.00	1/4″	96.25	101.75	No	0.00	0.00
UPP15108 L or R	No	0.00	0.00	1/4″	102.25	107.75	No	0.00	0.00
UPP1566	No	0.00	0.00	No	0.00	0.00	No	0.00	0.00
UPP1584 L or R	No	0.00	0.00	1/4″	78.00	83.75	No	0.00	0.00

SPEC Book Code	CW increments	CW Min	CW Max	CH increments	CH Min	CH Max	CD increments	CD Min	CD Max
UPP1587 L or R	No	0.00	0.00	1/4″	84.25	86.75	No	0.00	0.00
UPP1590 L or R	No	0.00	0.00	1/4″	87.25	89.75	No	0.00	0.00
UPP1593 L or R	No	0.00	0.00	1/4″	90.25	92.75	No	0.00	0.00
UPP1596 L or R	No	0.00	0.00	1/4″	93.25	95.75	No	0.00	0.00
UPP18102 L or R	No	0.00	0.00	1/4″	96.25	101.75	No	0.00	0.00
UPP18108 L or R	No	0.00	0.00	1/4″	102.25	107.75	No	0.00	0.00
UPP1866	No	0.00	0.00	No	0.00	0.00	No	0.00	0.00
UPP1884 L or R	No	0.00	0.00	1/4″	78.00	83.75	No	0.00	0.00
UPP1887 L or R	No	0.00	0.00	1/4″	84.25	86.75	No	0.00	0.00
UPP1890 L or R	No	0.00	0.00	1/4″	87.25	89.75	No	0.00	0.00
UPP1893 L or R	No	0.00	0.00	1/4″	90.25	92.75	No	0.00	0.00
UPP1896 L or R	No	0.00	0.00	1/4″	93.25	95.75	No	0.00	0.00
UPP9102 L or R	No	0.00	0.00	1/4″	96.25	101.75	No	0.00	0.00
UPP9108 L or R	No	0.00	0.00	1/4″	102.25	107.75	No	0.00	0.00
UPP966	No	0.00	0.00	No	0.00	0.00	No	0.00	0.00
UPP984 L or R	No	0.00	0.00	1/4″	78.00	83.75	No	0.00	0.00
UPP987 L or R	No	0.00	0.00	1/4″	84.25	86.75	No	0.00	0.00
UPP990 L or R	No	0.00	0.00	1/4″	87.25	89.75	No	0.00	0.00
UPP993 L or R	No	0.00	0.00	1/4″	90.25	92.75	No	0.00	0.00
UPP996 L or R	No	0.00	0.00	1/4″	93.25	95.75	No	0.00	0.00
URTK24	No	0.00	0.00	No	0.00	0.00	3″	24.00	24.00
URTK2421	1/4″	21.25	23.75	No	0.00	0.00	3″	21.00	21.00
URTK27	1/4″	24.25	26.75	No	0.00	0.00	3″	24.00	24.00
URTK2721	1/4″	24.25	26.75	No	0.00	0.00	3″	21.00	21.00
URTK30	1/4″	27.25	29.75	No	0.00	0.00	3″	24.00	24.00
URTK3021	1/4″	27.25	29.75	No	0.00	0.00	3″	21.00	21.00
URTK33	1/4″	30.25	32.75	No	0.00	0.00	3″	24.00	24.00
URTK3321	1/4″	30.25	32.75	No	0.00	0.00	3″	21.00	21.00
URTK36	1/4″	33.25	35.75	No	0.00	0.00	3″	24.00	24.00
URTK3621	1/4″	33.25	39.00	No	0.00	0.00	3″	21.00	21.00
UW12102 L or R	1/4″	9.25	11.75	1/4″	96.25	101.75	1/4″	6.00	26.00
UW12108 L or R	1/4″	9.25	11.75	1/4″	102.25	107.75	1/4″	6.00	26.00
UW1266 L or R	1/4″	9.25	11.75	1/4″	46.75	65.75	1/4″	6.00	30.00
UW1284 L or R	1/4″	9.25	11.75	1/4″	78.00	83.75	1/4″	6.00	30.00
UW1287 L or R	1/4″	9.25	11.75	1/4″	84.25	86.75	1/4″	6.00	30.00
UW1290 L or R	1/4″	9.25	11.75	1/4″	87.25	89.75	1/4″	6.00	30.00
UW1293 L or R	1/4″	9.25	11.75	1/4″	90.25	92.75	1/4″	6.00	30.00
UW1296 L or R	1/4″	9.25	11.75	1/4″	93.25	95.75	1/4″	6.00	30.00
UW15102 L or R	1/4″	12.25	14.75	1/4″	96.25	101.75	1/4″	6.00	26.00
UW15108 L or R	1/4″	12.25	14.75	1/4″	102.25	107.75	1/4″	6.00	26.00
UW1566 L or R	1/4″	12.25	14.75	1/4″	46.75	65.75	1/4″	6.00	30.00
UW1584 L or R	1/4″	12.25	14.75	1/4″	78.00	83.75	1/4″	6.00	30.00
UW1587 L or R	1/4″	12.25	14.75	1/4″	84.25	86.75	1/4″	6.00	30.00
UW1590 L or R	1/4″	12.25	14.75	1/4″	87.25	89.75	1/4″	6.00	30.00
UW1593 L or R	1/4″	12.25	14.75	1/4″	90.25	92.75	1/4″	6.00	30.00
UW1596 L or R	1/4″	12.25	14.75	1/4″	93.25	95.75	1/4″	6.00	30.00
UW18102 L or R	1/4″	15.25	17.75	1/4″	96.25	101.75	1/4″	6.00	26.00
UW18108 L or R	1/4″	15.25	17.75	1/4″	102.25	107.75	1/4″	6.00	26.00
UW1866 L or R	1/4″	15.25	17.75	1/4″	46.75	65.75	1/4″	6.00	30.00
UW1884 L or R	1/4″	15.25	17.75	1/4″	78.00	83.75	1/4″	6.00	30.00
UW1887 L or R	1/4″	15.25	17.75	1/4″	84.25	86.75	1/4″	6.00	30.00
UW1890 L or R	1/4″	15.25	17.75	1/4″	87.25	89.75	1/4″	6.00	30.00
UW1893 L or R	1/4″	15.25	17.75	1/4″	90.25	92.75	1/4″	6.00	30.00
UW1896 L or R	1/4″	15.25	17.75	1/4″	93.25	95.75	1/4″	6.00	30.00
UW21102 L or R	1/4″	18.25	20.75	1/4″	96.25	101.75	1/4″	6.00	26.00
UW21108 L or R	1/4″	18.25	20.75	1/4″	102.25	107.75	1/4″	6.00	26.00
UW2166 L or R	1/4″	18.25	20.75	1/4″	46.75	65.75	1/4″	6.00	30.00
UW2184 L or R	1/4″	18.25	20.75	1/4″	78.00	83.75	1/4″	6.00	30.00
UW2187 L or R	1/4″	18.25	20.75	1/4″	84.25	86.75	1/4″	6.00	30.00
UW2190 L or R	1/4″	18.25	20.75	1/4″	87.25	89.75	1/4″	6.00	30.00
UW2193 L or R	1/4″	18.25	20.75	1/4″	90.25	92.75	1/4″	6.00	30.00
UW2196 L or R	1/4″	18.25	20.75	1/4″	93.25	95.75	1/4″	6.00	30.00
UW24102	No	0.00	0.00	1/4″	96.25	101.75	1/4″	6.00	26.00

Change Dimension Modifications Availability

SPEC Book Code	CW increments	CW Min	CW Max	CH increments	CH Min	CH Max	CD increments	CD Min	CD Max
UW24102 L or R	1/4″	21.25	23.75	1/4″	96.25	101.75	1/4″	6.00	26.00
UW24108	No	0.00	0.00	1/4″	102.25	107.75	1/4″	6.00	26.00
UW24108 L or R	1/4″	21.25	23.75	1/4″	102.25	107.75	1/4″	6.00	26.00
UW2466	No	0.00	0.00	1/4″	46.75	65.75	1/4″	6.00	30.00
UW2466 L or R	1/4″	21.25	23.75	1/4″	46.75	65.75	1/4″	6.00	30.00
UW2484	No	0.00	0.00	1/4″	78.00	83.75	1/4″	6.00	30.00
UW2484 L or R	1/4″	21.25	23.75	1/4″	78.00	83.75	1/4″	6.00	30.00
UW2487	No	0.00	0.00	1/4″	84.25	86.75	1/4″	6.00	30.00
UW2487 L or R	1/4″	21.25	23.75	1/4″	84.25	86.75	1/4″	6.00	30.00
UW2490	No	0.00	0.00	1/4″	87.25	89.75	1/4″	6.00	30.00
UW2490 L or R	1/4″	21.25	23.75	1/4″	87.25	89.75	1/4″	6.00	30.00
UW2493	No	0.00	0.00	1/4″	90.25	92.75	1/4″	6.00	30.00
UW2493 L or R	1/4″	21.25	23.75	1/4″	90.25	92.75	1/4″	6.00	30.00
UW2496	No	0.00	0.00	1/4″	93.25	95.75	1/4″	6.00	30.00
UW2496 L or R	1/4″	21.25	23.75	1/4″	93.25	95.75	1/4″	6.00	30.00
UW27102	1/4″	24.25	26.75	1/4″	96.25	101.75	1/4″	6.00	26.00
UW27108	1/4″	24.25	26.75	1/4″	102.25	107.75	1/4″	6.00	26.00
UW2766	1/4″	24.25	26.75	1/4″	46.75	65.75	1/4″	6.00	30.00
UW2784	1/4″	24.25	26.75	1/4″	78.00	83.75	1/4″	6.00	30.00
UW2787	1/4″	24.25	26.75	1/4″	84.25	86.75	1/4″	6.00	30.00
UW2790	1/4″	24.25	26.75	1/4″	87.25	89.75	1/4″	6.00	30.00
UW2793	1/4″	24.25	26.75	1/4″	90.25	92.75	1/4″	6.00	30.00
UW2796	1/4″	24.25	26.75	1/4″	93.25	95.75	1/4″	6.00	30.00
UW30102	1/4″	27.25	29.75	1/4″	96.25	101.75	1/4″	6.00	26.00
UW30108	1/4″	27.25	29.75	1/4″	102.25	107.75	1/4″	6.00	26.00
UW3066	1/4″	27.25	29.75	1/4″	46.75	65.75	1/4″	6.00	30.00
UW3084	1/4″	27.25	29.75	1/4″	78.00	83.75	1/4″	6.00	30.00
UW3087	1/4″	27.25	29.75	1/4″	84.25	86.75	1/4″	6.00	30.00
UW3090	1/4″	27.25	29.75	1/4″	87.25	89.75	1/4″	6.00	30.00
UW3093	1/4″	27.25	29.75	1/4″	90.25	92.75	1/4″	6.00	30.00
UW3096	1/4″	27.25	29.75	1/4″	93.25	95.75	1/4″	6.00	30.00
UW33102	1/4″	30.25	32.75	1/4″	96.25	101.75	1/4″	6.00	26.00
UW33108	1/4″	30.25	32.75	1/4″	102.25	107.75	1/4″	6.00	26.00
UW3366	1/4″	30.25	32.75	1/4″	46.75	65.75	1/4″	6.00	30.00
UW3384	1/4″	30.25	32.75	1/4″	78.00	83.75	1/4″	6.00	30.00
UW3387	1/4″	30.25	32.75	1/4″	84.25	86.75	1/4″	6.00	30.00
UW3390	1/4″	30.25	32.75	1/4″	87.25	89.75	1/4″	6.00	30.00
UW3393	1/4″	30.25	32.75	1/4″	90.25	92.75	1/4″	6.00	30.00
UW3396	1/4″	30.25	32.75	1/4″	93.25	95.75	1/4″	6.00	30.00
UW36102	1/4″	33.25	35.75	1/4″	96.25	101.75	1/4″	6.00	26.00
UW36108	1/4″	33.25	35.75	1/4″	102.25	107.75	1/4″	6.00	26.00
UW3666	1/4″	33.25	35.75	1/4″	46.75	65.75	1/4″	6.00	30.00
UW3684	1/4″	33.25	35.75	1/4″	78.00	83.75	1/4″	6.00	30.00
UW3687	1/4″	33.25	35.75	1/4″	84.25	86.75	1/4″	6.00	30.00
UW3690	1/4″	33.25	35.75	1/4″	87.25	89.75	1/4″	6.00	30.00
UW3693	1/4″	33.25	35.75	1/4″	90.25	92.75	1/4″	6.00	30.00
UW3696	1/4″	33.25	35.75	1/4″	93.25	95.75	1/4″	6.00	30.00
VAL.FA37	1/4″	12.00	36.75	1/4″	4.75	12.00	No	0.00	0.00
VAL.FA43	1/4″	37.25	42.75	1/4″	4.75	12.00	No	0.00	0.00
VAL.FA49	1/4″	43.25	48.75	1/4″	4.75	12.00	No	0.00	0.00
VAL.FA55	1/4″	49.25	54.75	1/4″	4.75	12.00	No	0.00	0.00
VAL.FA61	1/4″	55.25	60.75	1/4″	4.75	12.00	No	0.00	0.00
VAL.FA67	1/4″	61.25	66.75	1/4″	4.75	12.00	No	0.00	0.00
VAL.FA73	1/4″	67.25	72.75	1/4″	4.75	12.00	No	0.00	0.00
VAL.FA79	1/4″	73.25	78.75	1/4″	4.75	12.00	No	0.00	0.00
VAL.FA84	1/4″	79.25	96.00	1/4″	4.75	12.00	No	0.00	0.00
VAL.FD37	1/4″	12.00	36.75	1/4″	4.75	12.00	No	0.00	0.00
VAL.FD43	1/4″	37.25	42.75	1/4″	4.75	12.00	No	0.00	0.00
VAL.FD49	1/4″	43.25	48.75	1/4″	4.75	12.00	No	0.00	0.00
VAL.FD55	1/4″	49.25	54.75	1/4″	4.75	12.00	No	0.00	0.00
VAL.FD61	1/4″	55.25	60.75	1/4″	4.75	12.00	No	0.00	0.00
VAL.FD67	1/4″	61.25	66.75	1/4″	4.75	12.00	No	0.00	0.00
VAL.FD73	1/4″	67.25	72.75	1/4″	4.75	12.00	No	0.00	0.00

SPEC Book Code	CW increments	CW Min	CW Max	CH increments	CH Min	CH Max	CD increments	CD Min	CD Max
VAL.FD79	1/4″	73.25	78.75	1/4″	4.75	12.00	No	0.00	0.00
VAL.FD84	1/4″	79.25	96.00	1/4″	4.75	12.00	No	0.00	0.00
VAL.FE37	1/4″	12.00	36.75	1/4″	4.75	12.00	No	0.00	0.00
VAL.FE43	1/4″	37.25	42.75	1/4″	4.75	12.00	No	0.00	0.00
VAL.FE49	1/4″	43.25	48.75	1/4″	4.75	12.00	No	0.00	0.00
VAL.FE55	1/4″	49.25	54.75	1/4″	4.75	12.00	No	0.00	0.00
VAL.FE61	1/4″	55.25	60.75	1/4″	4.75	12.00	No	0.00	0.00
VAL.FE67	1/4″	61.25	66.75	1/4″	4.75	12.00	No	0.00	0.00
VAL.FE73	1/4″	67.25	72.75	1/4″	4.75	12.00	No	0.00	0.00
VAL.FE79	1/4″	73.25	78.75	1/4″	4.75	12.00	No	0.00	0.00
VAL.FE84	1/4″	79.25	96.00	1/4″	4.75	12.00	No	0.00	0.00
VAL.FF37	1/4″	12.00	36.75	1/4″	4.75	12.00	No	0.00	0.00
VAL.FF43	1/4″	37.25	42.75	1/4″	4.75	12.00	No	0.00	0.00
VAL.FF49	1/4″	43.25	48.75	1/4″	4.75	12.00	No	0.00	0.00
VAL.FF55	1/4″	49.25	54.75	1/4″	4.75	12.00	No	0.00	0.00
VAL.FF61	1/4″	55.25	60.75	1/4″	4.75	12.00	No	0.00	0.00
VAL.FF67	1/4″	61.25	66.75	1/4″	4.75	12.00	No	0.00	0.00
VAL.FF73	1/4″	67.25	72.75	1/4″	4.75	12.00	No	0.00	0.00
VAL.FF79	1/4″	73.25	78.75	1/4″	4.75	12.00	No	0.00	0.00
VAL.FF84	1/4″	79.25	96.00	1/4″	4.75	12.00	No	0.00	0.00
VAL.FH37	1/4″	12.00	36.75	1/4″	4.75	12.00	No	0.00	0.00
VAL.FH43	1/4″	37.25	42.75	1/4″	4.75	12.00	No	0.00	0.00
VAL.FH49	1/4″	43.25	48.75	1/4″	4.75	12.00	No	0.00	0.00
VAL.FH55	1/4″	49.25	54.75	1/4″	4.75	12.00	No	0.00	0.00
VAL.FH61	1/4″	55.25	60.75	1/4″	4.75	12.00	No	0.00	0.00
VAL.FH67	1/4″	61.25	66.75	1/4″	4.75	12.00	No	0.00	0.00
VAL.FH73	1/4″	67.25	72.75	1/4″	4.75	12.00	No	0.00	0.00
VAL.FH79	1/4″	73.25	78.75	1/4″	4.75	12.00	No	0.00	0.00
VAL.FH84	1/4″	79.25	96.00	1/4″	4.75	12.00	No	0.00	0.00
VAL.FJ37	1/4″	12.00	36.75	1/4″	4.75	12.00	No	0.00	0.00
VAL.FJ43	1/4″	37.25	42.75	1/4″	4.75	12.00	No	0.00	0.00
VAL.FJ49	1/4″	43.25	48.75	1/4″	4.75	12.00	No	0.00	0.00
VAL.FJ55	1/4″	49.25	54.75	1/4″	4.75	12.00	No	0.00	0.00
VAL.FJ61	1/4″	55.25	60.75	1/4″	4.75	12.00	No	0.00	0.00
VAL.FJ67	1/4″	61.25	66.75	1/4″	4.75	12.00	No	0.00	0.00
VAL.FJ73	1/4″	67.25	72.75	1/4″	4.75	12.00	No	0.00	0.00
VAL.FJ79	1/4″	73.25	78.75	1/4″	4.75	12.00	No	0.00	0.00
VAL.FJ84	1/4″	79.25	96.00	1/4″	4.75	12.00	No	0.00	0.00
VAL.FK37	1/4″	12.00	36.75	1/4″	4.75	12.00	No	0.00	0.00
VAL.FK43	1/4″	37.25	42.75	1/4″	4.75	12.00	No	0.00	0.00
VAL.FK49	1/4″	43.25	48.75	1/4″	4.75	12.00	No	0.00	0.00
VAL.FK55	1/4″	49.25	54.75	1/4″	4.75	12.00	No	0.00	0.00
VAL.FK61	1/4″	55.25	60.75	1/4″	4.75	12.00	No	0.00	0.00
VAL.FK67	1/4″	61.25	66.75	1/4″	4.75	12.00	No	0.00	0.00
VAL.FK73	1/4″	67.25	72.75	1/4″	4.75	12.00	No	0.00	0.00
VAL.FK79	1/4″	73.25	78.75	1/4″	4.75	12.00	No	0.00	0.00
VAL.FK84	1/4″	79.25	96.00	1/4″	4.75	12.00	No	0.00	0.00
VAL.RCA30	No	0.00	0.00	No	0.00	0.00	No	0.00	0.00
VAL.RCA36	No	0.00	0.00	No	0.00	0.00	No	0.00	0.00
VAL.RCA42	No	0.00	0.00	No	0.00	0.00	No	0.00	0.00
VAL.RCA48	No	0.00	0.00	No	0.00	0.00	No	0.00	0.00
VAL.RCA54	No	0.00	0.00	No	0.00	0.00	No	0.00	0.00
VAL.RCA60	No	0.00	0.00	No	0.00	0.00	No	0.00	0.00
VAL.RCA72	No	0.00	0.00	No	0.00	0.00	No	0.00	0.00
VAL.RPA30	No	0.00	0.00	No	0.00	0.00	No	0.00	0.00
VAL.RPA36	No	0.00	0.00	No	0.00	0.00	No	0.00	0.00
VAL.RPA42	No	0.00	0.00	No	0.00	0.00	No	0.00	0.00
VAL.RPA48	No	0.00	0.00	No	0.00	0.00	No	0.00	0.00
VAL.RPA54	No	0.00	0.00	No	0.00	0.00	No	0.00	0.00
VAL.RPA60	No	0.00	0.00	No	0.00	0.00	No	0.00	0.00
VAL.RPA72	No	0.00	0.00	No	0.00	0.00	No	0.00	0.00
VAL.S37	1/4″	12.00	36.75	1/4″	4.75	12.00	No	0.00	0.00
VAL.S43	1/4″	37.25	42.75	1/4″	4.75	12.00	No	0.00	0.00

Change Dimension Modifications Availability

SPEC Book Code	CW increments	CW Min	CW Max	CH increments	CH Min	CH Max	CD increments	CD Min	CD Max
VALS49	1/4″	43.25	48.75	1/4″	4.75	12.00	No	0.00	0.00
VALS55	1/4″	49.25	54.75	1/4″	4.75	12.00	No	0.00	0.00
VALS61	1/4″	55.25	60.75	1/4″	4.75	12.00	No	0.00	0.00
VALS67	1/4″	61.25	66.75	1/4″	4.75	12.00	No	0.00	0.00
VALS73	1/4″	67.25	72.75	1/4″	4.75	12.00	No	0.00	0.00
VALS79	1/4″	73.25	78.75	1/4″	4.75	12.00	No	0.00	0.00
VALS84	1/4″	79.25	96.00	1/4″	4.75	12.00	No	0.00	0.00
VALSO37	1/4″	12.00	36.75	1/4″	4.75	12.00	No	0.00	0.00
VALSO43	1/4″	37.25	42.75	1/4″	4.75	12.00	No	0.00	0.00
VALSO49	1/4″	43.25	48.75	1/4″	4.75	12.00	No	0.00	0.00
VALSO55	1/4″	49.25	54.75	1/4″	4.75	12.00	No	0.00	0.00
VALSO61	1/4″	55.25	60.75	1/4″	4.75	12.00	No	0.00	0.00
VALSO67	1/4″	61.25	66.75	1/4″	4.75	12.00	No	0.00	0.00
VALSO73	1/4″	67.25	72.75	1/4″	4.75	12.00	No	0.00	0.00
VALSO79	1/4″	73.25	78.75	1/4″	4.75	12.00	No	0.00	0.00
VALSO84	1/4″	79.25	96.00	1/4″	4.75	12.00	No	0.00	0.00
VB12 L or R	1/4″	9.00	11.75	1/4″	32.25	34.25	1/4″	12.00	24.00
VB1232 L or R	1/4″	9.00	11.75	1/4″	27.50	31.75	1/4″	12.00	24.00
VB1232FH L or R	No	0.00	0.00	No	0.00	0.00	1/4″	6.00	30.00
VB12FH L or R	No	0.00	0.00	No	0.00	0.00	1/4″	6.00	30.00
VB15 L or R	1/4″	12.25	14.75	1/4″	32.25	34.25	1/4″	12.00	24.00
VB1532 L or R	1/4″	12.25	14.75	1/4″	27.50	31.75	1/4″	12.00	24.00
VB1532FH L or R	1/4″	12.25	14.75	No	0.00	0.00	1/4″	6.00	30.00
VB15FH L or R	1/4″	12.25	14.75	No	0.00	0.00	1/4″	6.00	30.00
VB18 L or R	1/4″	15.25	17.75	1/4″	32.25	34.25	1/4″	12.00	24.00
VB1832 L or R	1/4″	15.25	17.75	1/4″	27.50	31.75	1/4″	12.00	24.00
VB1832FH L or R	1/4″	15.25	17.75	No	0.00	0.00	1/4″	6.00	30.00
VB1832HFH L or R	No	0.00	0.00	No	0.00	0.00	1/4″	21.25	30.00
VB18FH L or R	1/4″	15.25	17.75	No	0.00	0.00	1/4″	6.00	30.00
VB18HFH L or R	No	0.00	0.00	No	0.00	0.00	1/4″	21.25	30.00
VB1D2430PF	No	0.00	0.00	No	0.00	0.00	1/4″	12.00	24.00
VB1D3030PF	No	0.00	0.00	No	0.00	0.00	1/4″	12.00	24.00
VB21 L or R	1/4″	18.25	20.75	1/4″	32.25	34.25	1/4″	12.00	24.00
VB2132 L or R	1/4″	18.25	20.75	1/4″	27.50	31.75	1/4″	12.00	24.00
VB2132FH L or R	1/4″	18.25	20.75	No	0.00	0.00	1/4″	6.00	30.00
VB21FH L or R	1/4″	18.25	20.75	No	0.00	0.00	1/4″	6.00	30.00
VB24	No	0.00	0.00	1/4″	32.25	34.25	1/4″	12.00	24.00
VB24 L or R	1/4″	21.25	23.75	1/4″	32.25	34.25	1/4″	12.00	24.00
VB2432	No	0.00	0.00	1/4″	27.50	31.75	1/4″	12.00	24.00
VB2432 L or R	1/4″	21.25	23.75	1/4″	27.50	31.75	1/4″	12.00	24.00
VB2432FH	No	0.00	0.00	No	0.00	0.00	1/4″	6.00	30.00
VB2432FH L or R	1/4″	21.25	23.75	No	0.00	0.00	1/4″	6.00	30.00
VB24FH	No	0.00	0.00	No	0.00	0.00	1/4″	6.00	30.00
VB24FH L or R	1/4″	21.25	23.75	No	0.00	0.00	1/4″	6.00	30.00
VB27	1/4″	24.25	26.75	1/4″	32.25	34.25	1/4″	12.00	24.00
VB2732	1/4″	24.25	26.75	1/4″	27.50	31.75	1/4″	12.00	24.00
VB2732FH	1/4″	24.25	26.75	No	0.00	0.00	1/4″	6.00	30.00
VB27FH	1/4″	24.25	26.75	No	0.00	0.00	1/4″	6.00	30.00
VB30	1/4″	27.25	29.75	1/4″	32.25	34.25	1/4″	12.00	24.00
VB3032	1/4″	27.25	29.75	1/4″	27.50	31.75	1/4″	12.00	24.00
VB3032FH	1/4″	27.25	29.75	No	0.00	0.00	1/4″	6.00	30.00
VB30FH	1/4″	27.25	29.75	No	0.00	0.00	1/4″	6.00	30.00
VB33	1/4″	30.25	32.75	1/4″	32.25	34.25	1/4″	12.00	24.00
VB3332	1/4″	30.25	32.75	1/4″	27.50	31.75	1/4″	12.00	24.00
VB3332FH	1/4″	30.25	32.75	No	0.00	0.00	1/4″	6.00	30.00
VB33FH	1/4″	30.25	32.75	No	0.00	0.00	1/4″	6.00	30.00
VB36	1/4″	33.25	35.75	1/4″	32.25	34.25	1/4″	12.00	24.00
VB3632	1/4″	33.25	35.75	1/4″	27.50	31.75	1/4″	12.00	24.00
VB3632FH	1/4″	33.25	35.75	No	0.00	0.00	1/4″	6.00	30.00
VB36FH	1/4″	33.25	35.75	No	0.00	0.00	1/4″	6.00	30.00
VB39	1/4″	36.25	38.75	1/4″	32.25	34.25	1/4″	12.00	24.00
VB3932	1/4″	36.25	38.75	1/4″	27.50	31.75	1/4″	12.00	24.00
VB3932FH	1/4″	36.25	38.75	No	0.00	0.00	1/4″	6.00	30.00

SPEC Book Code	CW increments	CW Min	CW Max	CH increments	CH Min	CH Max	CD increments	CD Min	CD Max
VB39FH	1/4″	36.25	38.75	No	0.00	0.00	1/4″	6.00	30.00
VB3D12	No	0.00	0.00	No	0.00	0.00	1/4″	12.00	24.00
VB3D1232	No	0.00	0.00	No	0.00	0.00	1/4″	12.00	24.00
VB3D15	1/4″	12.00	14.75	No	0.00	0.00	1/4″	12.00	24.00
VB3D1532	1/4″	12.00	14.75	No	0.00	0.00	1/4″	12.00	24.00
VB3D18	1/4″	15.25	17.75	No	0.00	0.00	1/4″	12.00	24.00
VB3D1832	1/4″	15.25	17.75	No	0.00	0.00	1/4″	12.00	24.00
VB3D21	1/4″	18.25	20.75	No	0.00	0.00	1/4″	12.00	24.00
VB3D2132	1/4″	18.25	20.75	No	0.00	0.00	1/4″	12.00	24.00
VB3D24	1/4″	21.25	23.75	No	0.00	0.00	1/4″	12.00	24.00
VB3D2432	1/4″	21.25	23.75	No	0.00	0.00	1/4″	12.00	24.00
VB3D27	1/4″	24.25	26.75	No	0.00	0.00	1/4″	12.00	24.00
VB3D2732	1/4″	24.25	26.75	No	0.00	0.00	1/4″	12.00	24.00
VB3D30	1/4″	27.25	29.75	No	0.00	0.00	1/4″	12.00	24.00
VB3D3032	1/4″	27.25	29.75	No	0.00	0.00	1/4″	12.00	24.00
VB3D33	1/4″	30.25	32.75	No	0.00	0.00	1/4″	12.00	24.00
VB3D3332	1/4″	30.25	32.75	No	0.00	0.00	1/4″	12.00	24.00
VB3D36	1/4″	33.25	35.75	No	0.00	0.00	1/4″	12.00	24.00
VB3D3632	1/4″	33.25	35.75	No	0.00	0.00	1/4″	12.00	24.00
VB42	1/4″	39.25	41.75	1/4″	32.25	34.25	1/4″	12.00	24.00
VB4232	1/4″	39.25	41.75	1/4″	27.50	31.75	1/4″	12.00	24.00
VB4232FH	1/4″	39.25	41.75	No	0.00	0.00	1/4″	6.00	30.00
VB42FH	1/4″	39.25	41.75	No	0.00	0.00	1/4″	6.00	30.00
VB45	1/4″	42.25	44.75	1/4″	32.25	34.25	1/4″	12.00	24.00
VB4532	1/4″	42.25	44.75	1/4″	27.50	31.75	1/4″	12.00	24.00
VB4532FH	1/4″	42.25	44.75	No	0.00	0.00	1/4″	6.00	30.00
VB45FH	1/4″	42.25	44.75	No	0.00	0.00	1/4″	6.00	30.00
VB48	1/4″	45.25	47.75	1/4″	32.25	34.25	1/4″	12.00	24.00
VB4832	1/4″	45.25	47.75	1/4″	27.50	31.75	1/4″	12.00	24.00
VB4832FH	1/4″	45.25	47.75	No	0.00	0.00	1/4″	6.00	30.00
VB48FH	1/4″	45.25	47.75	No	0.00	0.00	1/4″	6.00	30.00
VB4D12	No	0.00	0.00	No	0.00	0.00	1/4″	12.00	24.00
VB4D1232	No	0.00	0.00	No	0.00	0.00	1/4″	12.00	24.00
VB4D15	1/4″	12.00	14.75	No	0.00	0.00	1/4″	12.00	24.00
VB4D1532	1/4″	12.00	14.75	No	0.00	0.00	1/4″	12.00	24.00
VB4D18	1/4″	15.25	17.75	No	0.00	0.00	1/4″	12.00	24.00
VB4D1832	1/4″	15.25	17.75	No	0.00	0.00	1/4″	12.00	24.00
VB4D21	1/4″	18.25	20.75	No	0.00	0.00	1/4″	12.00	24.00
VB4D2132	1/4″	18.25	20.75	No	0.00	0.00	1/4″	12.00	24.00
VB4D24	1/4″	21.25	23.75	No	0.00	0.00	1/4″	12.00	24.00
VB4D2432	1/4″	21.25	23.75	No	0.00	0.00	1/4″	12.00	24.00
VB4D27	1/4″	24.25	26.75	No	0.00	0.00	1/4″	12.00	24.00
VB4D2732	1/4″	24.25	26.75	No	0.00	0.00	1/4″	12.00	24.00
VB4D30	1/4″	27.25	29.75	No	0.00	0.00	1/4″	12.00	24.00
VB4D3032	1/4″	27.25	29.75	No	0.00	0.00	1/4″	12.00	24.00
VB4D33	1/4″	30.25	32.75	No	0.00	0.00	1/4″	12.00	24.00
VB4D3332	1/4″	30.25	32.75	No	0.00	0.00	1/4″	12.00	24.00
VB4D36	1/4″	33.25	35.75	No	0.00	0.00	1/4″	12.00	24.00
VB4D3632	1/4″	33.25	35.75	No	0.00	0.00	1/4″	12.00	24.00
VBCF33024	1/4″	3.25	5.75	1/4″	12.00	46.50	1/4″	9.00	30.00
VBCF33224	1/4″	3.25	5.75	1/4″	12.00	46.50	1/4″	9.00	30.00
VBCF63024	1/4″	6.25	12.00	1/4″	12.00	46.50	1/4″	9.00	30.00
VBCF63224	1/4″	6.25	12.00	1/4″	12.00	46.50	1/4″	9.00	30.00
VCB3(DL or DR)42	No	0.00	0.00	No	0.00	0.00	1/4″	12.00	24.00
VCB3(DL or DR)4232	No	0.00	0.00	No	0.00	0.00	1/4″	12.00	24.00
VCB3(DL or DR)48	No	0.00	0.00	No	0.00	0.00	1/4″	12.00	24.00
VCB3(DL or DR)4832	No	0.00	0.00	No	0.00	0.00	1/4″	12.00	24.00
VCB3(DL or DR)54	No	0.00	0.00	No	0.00	0.00	1/4″	12.00	24.00
VCB3(DL or DR)5432	No	0.00	0.00	No	0.00	0.00	1/4″	12.00	24.00
VCB3(DL or DR)60	No	0.00	0.00	No	0.00	0.00	1/4″	12.00	24.00
VCB3(DL or DR)6032	No	0.00	0.00	No	0.00	0.00	1/4″	12.00	24.00
VCC3D60	No	0.00	0.00	No	0.00	0.00	1/4″	12.00	24.00
VCC3D6032	No	0.00	0.00	No	0.00	0.00	1/4″	12.00	24.00

Change Dimension Modifications Availability

SPEC Book Code	CW increments	CW Min	CW Max	CH increments	CH Min	CH Max	CD increments	CD Min	CD Max
VCC4D60	No	0.00	0.00	No	0.00	0.00	1/4″	12.00	24.00
VCC4D6032	No	0.00	0.00	No	0.00	0.00	1/4″	12.00	24.00
VCD6D42 L or R	No	0.00	0.00	No	0.00	0.00	1/4″	12.00	24.00
VCD6D4232 L or R	No	0.00	0.00	No	0.00	0.00	1/4″	12.00	24.00
VCD6D45 L or R	No	0.00	0.00	No	0.00	0.00	1/4″	12.00	24.00
VCD6D4532 L or R	No	0.00	0.00	No	0.00	0.00	1/4″	12.00	24.00
VCD6D48	No	0.00	0.00	No	0.00	0.00	1/4″	12.00	24.00
VCD6D4832	No	0.00	0.00	No	0.00	0.00	1/4″	12.00	24.00
VCD6D54	No	0.00	0.00	No	0.00	0.00	1/4″	12.00	24.00
VCD6D5432	No	0.00	0.00	No	0.00	0.00	1/4″	12.00	24.00
VCD6D57	No	0.00	0.00	No	0.00	0.00	1/4″	12.00	24.00
VCD6D5732	No	0.00	0.00	No	0.00	0.00	1/4″	12.00	24.00
VCD6D60	No	0.00	0.00	No	0.00	0.00	1/4″	12.00	24.00
VCD6D6032	No	0.00	0.00	No	0.00	0.00	1/4″	12.00	24.00
VCD8D42 L or R	No	0.00	0.00	No	0.00	0.00	1/4″	12.00	24.00
VCD8D4232 L or R	No	0.00	0.00	No	0.00	0.00	1/4″	12.00	24.00
VCD8D48	No	0.00	0.00	No	0.00	0.00	1/4″	12.00	24.00
VCD8D4832	No	0.00	0.00	No	0.00	0.00	1/4″	12.00	24.00
VCD8D54	No	0.00	0.00	No	0.00	0.00	1/4″	12.00	24.00
VCD8D5432	No	0.00	0.00	No	0.00	0.00	1/4″	12.00	24.00
VCD8D60	No	0.00	0.00	No	0.00	0.00	1/4″	12.00	24.00
VCD8D6032	No	0.00	0.00	No	0.00	0.00	1/4″	12.00	24.00
VCE36	No	0.00	0.00	No	0.00	0.00	1/4″	12.00	24.00
VCE3632	No	0.00	0.00	No	0.00	0.00	1/4″	12.00	24.00
VCE39	No	0.00	0.00	No	0.00	0.00	1/4″	12.00	24.00
VCE3932	No	0.00	0.00	No	0.00	0.00	1/4″	12.00	24.00
VCE42	No	0.00	0.00	No	0.00	0.00	1/4″	12.00	24.00
VCE4232	No	0.00	0.00	No	0.00	0.00	1/4″	12.00	24.00
VCE48	No	0.00	0.00	No	0.00	0.00	1/4″	12.00	24.00
VCE4832	No	0.00	0.00	No	0.00	0.00	1/4″	12.00	24.00
VCE54	No	0.00	0.00	No	0.00	0.00	1/4″	12.00	24.00
VCE5432	No	0.00	0.00	No	0.00	0.00	1/4″	12.00	24.00
VCE60	No	0.00	0.00	No	0.00	0.00	1/4″	12.00	24.00
VCE6032	No	0.00	0.00	No	0.00	0.00	1/4″	12.00	24.00
VCQ3(DL or DR)2432FP	No	0.00	0.00	No	0.00	0.00	1/4″	12.00	24.00
VCQ3(DL or DR)24FP	No	0.00	0.00	No	0.00	0.00	1/4″	12.00	24.00
VCQ3(DL or DR)2732FP	No	0.00	0.00	No	0.00	0.00	1/4″	12.00	24.00
VCQ3(DL or DR)27FP	No	0.00	0.00	No	0.00	0.00	1/4″	12.00	24.00
VCQ3(DL or DR)3032FP	No	0.00	0.00	No	0.00	0.00	1/4″	12.00	24.00
VCQ3(DL or DR)30FP	No	0.00	0.00	No	0.00	0.00	1/4″	12.00	24.00
VCQ3(DL or DR)3332FP	No	0.00	0.00	No	0.00	0.00	1/4″	12.00	24.00
VCQ3(DL or DR)33FP	No	0.00	0.00	No	0.00	0.00	1/4″	12.00	24.00
VCQ3(DL or DR)3632FP	No	0.00	0.00	No	0.00	0.00	1/4″	12.00	24.00
VCQ3(DL or DR)36FP	No	0.00	0.00	No	0.00	0.00	1/4″	12.00	24.00
VCQ3(DL or DR)42	No	0.00	0.00	No	0.00	0.00	1/4″	12.00	24.00
VCQ3(DL or DR)4232	No	0.00	0.00	No	0.00	0.00	1/4″	12.00	24.00
VCQ3(DL or DR)45	No	0.00	0.00	No	0.00	0.00	1/4″	12.00	24.00
VCQ3(DL or DR)4532	No	0.00	0.00	No	0.00	0.00	1/4″	12.00	24.00
VCQ3(DL or DR)48	No	0.00	0.00	No	0.00	0.00	1/4″	12.00	24.00
VCQ3(DL or DR)48-2	No	0.00	0.00	No	0.00	0.00	1/4″	12.00	24.00
VCQ3(DL or DR)4832	No	0.00	0.00	No	0.00	0.00	1/4″	12.00	24.00
VCQ3(DL or DR)4832-2	No	0.00	0.00	No	0.00	0.00	1/4″	12.00	24.00
VCQ3(DL or DR)54	No	0.00	0.00	No	0.00	0.00	1/4″	12.00	24.00
VCQ3(DL or DR)5432	No	0.00	0.00	No	0.00	0.00	1/4″	12.00	24.00
VCQ3(DL or DR)60	No	0.00	0.00	No	0.00	0.00	1/4″	12.00	24.00
VCQ3(DL or DR)6032	No	0.00	0.00	No	0.00	0.00	1/4″	12.00	24.00
VCQ4(DL or DR)2432FP	No	0.00	0.00	No	0.00	0.00	1/4″	12.00	24.00
VCQ4(DL or DR)24FP	No	0.00	0.00	No	0.00	0.00	1/4″	12.00	24.00
VCQ4(DL or DR)2732FP	No	0.00	0.00	No	0.00	0.00	1/4″	12.00	24.00
VCQ4(DL or DR)27FP	No	0.00	0.00	No	0.00	0.00	1/4″	12.00	24.00
VCQ4(DL or DR)3032FP	No	0.00	0.00	No	0.00	0.00	1/4″	12.00	24.00
VCQ4(DL or DR)30FP	No	0.00	0.00	No	0.00	0.00	1/4″	12.00	24.00
VCQ4(DL or DR)3332FP	No	0.00	0.00	No	0.00	0.00	1/4″	12.00	24.00

SPEC Book Code	CW increments	CW Min	CW Max	CH increments	CH Min	CH Max	CD increments	CD Min	CD Max
VCQ4(DL or DR)33FP	No	0.00	0.00	No	0.00	0.00	1/4″	12.00	24.00
VCQ4(DL or DR)3632FP	No	0.00	0.00	No	0.00	0.00	1/4″	12.00	24.00
VCQ4(DL or DR)36FP	No	0.00	0.00	No	0.00	0.00	1/4″	12.00	24.00
VCQ4(DL or DR)42	No	0.00	0.00	No	0.00	0.00	1/4″	12.00	24.00
VCQ4(DL or DR)4232	No	0.00	0.00	No	0.00	0.00	1/4″	12.00	24.00
VCQ4(DL or DR)45	No	0.00	0.00	No	0.00	0.00	1/4″	12.00	24.00
VCQ4(DL or DR)4532	No	0.00	0.00	No	0.00	0.00	1/4″	12.00	24.00
VCQ4(DL or DR)48	No	0.00	0.00	No	0.00	0.00	1/4″	12.00	24.00
VCQ4(DL or DR)48-2	No	0.00	0.00	No	0.00	0.00	1/4″	12.00	24.00
VCQ4(DL or DR)4832	No	0.00	0.00	No	0.00	0.00	1/4″	12.00	24.00
VCQ4(DL or DR)4832-2	No	0.00	0.00	No	0.00	0.00	1/4″	12.00	24.00
VCQ4(DL or DR)54	No	0.00	0.00	No	0.00	0.00	1/4″	12.00	24.00
VCQ4(DL or DR)5432	No	0.00	0.00	No	0.00	0.00	1/4″	12.00	24.00
VCQ4(DL or DR)60	No	0.00	0.00	No	0.00	0.00	1/4″	12.00	24.00
VCQ4(DL or DR)6032	No	0.00	0.00	No	0.00	0.00	1/4″	12.00	24.00
VCRR1521C	No	0.00	0.00	No	0.00	0.00	No	0.00	0.00
VCRR1821C	No	0.00	0.00	No	0.00	0.00	No	0.00	0.00
VDL32WD	No	0.00	0.00	1/4″	29.00	46.50	1/4″	18.00	24.00
VES30BB	No	0.00	0.00	No	0.00	0.00	No	0.00	0.00
VES32WD	No	0.00	0.00	1/4″	12.00	59.75	1/4″	12.25	48.00
VGPOKIT12	No	0.00	0.00	No	0.00	0.00	No	0.00	0.00
VMFCS	1/4″	15.00	60.00	1/4″	15.00	60.00	No	0.00	0.00
VMFS	1/4″	15.00	60.00	1/4″	15.00	60.00	No	0.00	0.00
VPP12	No	0.00	0.00	No	0.00	0.00	No	0.00	0.00
VPPK12	No	0.00	0.00	No	0.00	0.00	No	0.00	0.00
VSB18 L or R	1/4″	15.25	17.75	1/4″	32.25	34.25	1/4″	6.00	30.00
VSB1832 L or R	1/4″	15.25	17.75	1/4″	27.50	31.75	1/4″	6.00	30.00
VSB21 L or R	1/4″	18.25	20.75	1/4″	32.25	34.25	1/4″	6.00	30.00
VSB2132 L or R	1/4″	18.25	20.75	1/4″	27.50	31.75	1/4″	6.00	30.00
VSB24	No	0.00	0.00	1/4″	32.25	34.25	1/4″	6.00	30.00
VSB24 L or R	1/4″	21.25	23.75	1/4″	32.25	34.25	1/4″	6.00	30.00
VSB2432	No	0.00	0.00	1/4″	27.50	31.75	1/4″	6.00	30.00
VSB2432 L or R	1/4″	21.25	23.75	1/4″	27.50	31.75	1/4″	6.00	30.00
VSB27	1/4″	24.25	26.75	1/4″	32.25	34.25	1/4″	6.00	30.00
VSB2732	1/4″	24.25	26.75	1/4″	27.50	31.75	1/4″	6.00	30.00
VSB2ED3030UDPF	No	0.00	0.00	No	0.00	0.00	1/4″	24.00	24.00
VSB2ED3630UDPF	No	0.00	0.00	No	0.00	0.00	1/4″	24.00	24.00
VSB2ED4230UDPF	No	0.00	0.00	No	0.00	0.00	1/4″	24.00	24.00
VSB30	1/4″	27.25	29.75	1/4″	32.25	34.25	1/4″	6.00	30.00
VSB3032	1/4″	27.25	29.75	1/4″	27.50	31.75	1/4″	6.00	30.00
VSB3032UPOC	No	0.00	0.00	No	0.00	0.00	1/4″	21.25	24.00
VSB30UPOC	No	0.00	0.00	No	0.00	0.00	1/4″	21.25	24.00
VSB33	1/4″	30.25	32.75	1/4″	32.25	34.25	1/4″	6.00	30.00
VSB3332	1/4″	30.25	32.75	1/4″	27.50	31.75	1/4″	6.00	30.00
VSB36	1/4″	33.25	35.75	1/4″	32.25	34.25	1/4″	6.00	30.00
VSB3632	1/4″	33.25	35.75	1/4″	27.50	31.75	1/4″	6.00	30.00
VSB3632UPOC	No	0.00	0.00	No	0.00	0.00	1/4″	21.25	24.00
VSB36UPOC	No	0.00	0.00	No	0.00	0.00	1/4″	21.25	24.00
VSB39	1/4″	36.25	38.75	1/4″	32.25	34.25	1/4″	6.00	30.00
VSB3932	1/4″	36.25	38.75	1/4″	27.50	31.75	1/4″	6.00	30.00
VSB3D2430PFFP	No	0.00	0.00	No	0.00	0.00	1/4″	12.00	24.00
VSB3D3030PFFP	No	0.00	0.00	No	0.00	0.00	1/4″	12.00	24.00
VSB3D3630PFFP	No	0.00	0.00	No	0.00	0.00	1/4″	12.00	24.00
VSB3D4230PFFP	No	0.00	0.00	No	0.00	0.00	1/4″	12.00	24.00
VSB3D4830PFFP	No	0.00	0.00	No	0.00	0.00	1/4″	12.00	24.00
VSB3D5430PFFP	No	0.00	0.00	No	0.00	0.00	1/4″	12.00	24.00
VSB3D6030PFFP	No	0.00	0.00	No	0.00	0.00	1/4″	12.00	24.00
VSB42	1/4″	39.25	41.75	1/4″	32.25	34.25	1/4″	6.00	30.00
VSB4232	1/4″	39.25	41.75	1/4″	27.50	31.75	1/4″	6.00	30.00
VSB45	1/4″	42.25	44.75	1/4″	32.25	34.25	1/4″	6.00	30.00
VSB4532	1/4″	42.25	44.75	1/4″	27.50	31.75	1/4″	6.00	30.00
VSB48	1/4″	45.25	47.75	1/4″	32.25	34.25	1/4″	6.00	30.00
VSB4832	1/4″	45.25	47.75	1/4″	27.50	31.75	1/4″	6.00	30.00

Change Dimension Modifications Availability

SPEC Book Code	CW increments	CW Min	CW Max	CH increments	CH Min	CH Max	CD increments	CD Min	CD Max
VSB5432-4	No	0.00	0.00	1/4″	27.50	31.75	1/4″	6.00	30.00
VSB54-4	No	0.00	0.00	1/4″	32.25	34.25	1/4″	6.00	30.00
VSB6032-4	No	0.00	0.00	1/4″	27.50	31.75	1/4″	6.00	30.00
VSB60-4	No	0.00	0.00	1/4″	32.25	34.25	1/4″	6.00	30.00
VW1230 L or R	No	0.00	0.00	1/4″	12.00	33.00	No	0.00	0.00
VW1530 L or R	No	0.00	0.00	1/4″	12.00	33.00	No	0.00	0.00
VW1830 L or R	No	0.00	0.00	1/4″	12.00	33.00	No	0.00	0.00
VW18305M L or R	No	0.00	0.00	No	0.00	0.00	No	0.00	0.00
VW2130 L or R	No	0.00	0.00	1/4″	12.00	33.00	No	0.00	0.00
VW2430	No	0.00	0.00	1/4″	12.00	33.00	No	0.00	0.00
VW2430 L or R	No	0.00	0.00	1/4″	12.00	48.00	No	0.00	0.00
VW24305M L or R	No	0.00	0.00	No	0.00	0.00	No	0.00	0.00
VW24308OSU	No	0.00	0.00	No	0.00	0.00	1/4″	6.00	30.00
VW24308TB	No	0.00	0.00	No	0.00	0.00	No	0.00	0.00
VW24368OSU	No	0.00	0.00	No	0.00	0.00	1/4″	6.00	30.00
VW24368TB	No	0.00	0.00	No	0.00	0.00	No	0.00	0.00
VW27308OSU	No	0.00	0.00	No	0.00	0.00	1/4″	6.00	30.00
VW27308TB	No	0.00	0.00	No	0.00	0.00	No	0.00	0.00
VW27309OS	1/4″	24.00	26.75	1/4″	21.00	29.75	1/4″	6.00	30.00
VW27368OSU	No	0.00	0.00	No	0.00	0.00	1/4″	6.00	30.00
VW27368TB	No	0.00	0.00	No	0.00	0.00	No	0.00	0.00
VW3030	No	0.00	0.00	1/4″	12.00	33.00	No	0.00	0.00
VWH1523.5 L or R	No	0.00	0.00	No	0.00	0.00	1/4″	6.00	20.75
VWH1823.5 L or R	1/4″	15.25	17.75	No	0.00	0.00	1/4″	6.00	20.75
VWH2123.5 L or R	1/4″	18.25	20.75	No	0.00	0.00	1/4″	6.00	20.75
VWH2423.5	No	0.00	0.00	No	0.00	0.00	1/4″	6.00	20.75
VWH2423.5 L or R	1/4″	21.25	23.75	No	0.00	0.00	1/4″	6.00	20.75
VWH2723.5	1/4″	24.25	26.75	No	0.00	0.00	1/4″	6.00	20.75
VWH2D2423.5	No	0.00	0.00	No	0.00	0.00	1/4″	12.00	20.75
VWH2D2423.5FP	No	0.00	0.00	No	0.00	0.00	1/4″	12.00	20.75
VWH2D2723.5	1/4″	24.25	26.75	No	0.00	0.00	1/4″	12.00	20.75
VWH2D2723.5FP	1/4″	24.25	26.75	No	0.00	0.00	1/4″	12.00	20.75
VWH2D3023.5	1/4″	27.25	29.75	No	0.00	0.00	1/4″	12.00	20.75
VWH2D3023.5FP	1/4″	27.25	29.75	No	0.00	0.00	1/4″	12.00	20.75
VWH2D3323.5	1/4″	30.25	32.75	No	0.00	0.00	1/4″	12.00	20.75
VWH2D3323.5FP	1/4″	30.25	32.75	No	0.00	0.00	1/4″	12.00	20.75
VWH2D3623.5	1/4″	33.25	35.75	No	0.00	0.00	1/4″	12.00	20.75
VWH2D3623.5FP	1/4″	33.25	35.75	No	0.00	0.00	1/4″	12.00	20.75
VWH2E(DL or DR)4224UDPO	No	0.00	0.00	No	0.00	0.00	No	0.00	0.00
VWH2E(DL or DR)4824UDPO	No	0.00	0.00	No	0.00	0.00	No	0.00	0.00
VWH2E(DL or DR)5424UDPO	No	0.00	0.00	No	0.00	0.00	No	0.00	0.00
VWH2E(DL or DR)6024UDPO	No	0.00	0.00	No	0.00	0.00	No	0.00	0.00
VWH2ED3021UD	No	0.00	0.00	No	0.00	0.00	No	0.00	0.00
VWH2ED3024UD	No	0.00	0.00	No	0.00	0.00	No	0.00	0.00
VWH2ED3621UD	No	0.00	0.00	No	0.00	0.00	No	0.00	0.00
VWH2ED3624UD	No	0.00	0.00	No	0.00	0.00	No	0.00	0.00
VWH2ED4221UD	No	0.00	0.00	No	0.00	0.00	No	0.00	0.00
VWH2ED4224UD	No	0.00	0.00	No	0.00	0.00	No	0.00	0.00
VWH3023.5	1/4″	27.25	29.75	No	0.00	0.00	1/4″	6.00	20.75
VWH3023.5UPOC	No	0.00	0.00	No	0.00	0.00	No	0.00	0.00
VWH3323.5	1/4″	30.25	32.75	No	0.00	0.00	1/4″	6.00	20.75
VWH3623.5	1/4″	33.25	35.75	No	0.00	0.00	1/4″	6.00	20.75
VWH3623.5UPOC	No	0.00	0.00	No	0.00	0.00	No	0.00	0.00
VWH4223.5	1/4″	36.25	41.75	No	0.00	0.00	1/4″	6.00	20.75
VWH4823.5	1/4″	42.25	47.75	No	0.00	0.00	1/4″	6.00	20.75
VWHC2ED4821UD	No	0.00	0.00	No	0.00	0.00	No	0.00	0.00
VWHC2ED5421UD	1/4″	48.25	53.75	No	0.00	0.00	No	0.00	0.00
VWHC2ED6021UD	1/4″	54.25	59.75	No	0.00	0.00	No	0.00	0.00
VWRM1524 L or R	No	0.00	0.00	No	0.00	0.00	No	0.00	0.00
VWRM16274M	No	0.00	0.00	No	0.00	0.00	No	0.00	0.00
VWRM30274MTV	No	0.00	0.00	No	0.00	0.00	No	0.00	0.00
VWRM36274MTV	No	0.00	0.00	No	0.00	0.00	No	0.00	0.00
VWRM48274MTV	No	0.00	0.00	No	0.00	0.00	No	0.00	0.00

SPEC Book Code	CW increments	CW Min	CW Max	CH increments	CH Min	CH Max	CD increments	CD Min	CD Max
W1212 L or R	1/4″	9.25	11.75	No	0.00	0.00	1/4″	6.00	30.00
W1215 L or R	1/4″	9.25	11.75	1/4″	12.25	14.75	1/4″	6.00	30.00
W1218 L or R	1/4″	9.25	11.75	1/4″	15.25	17.75	1/4″	6.00	30.00
W1221 L or R	1/4″	9.25	11.75	1/4″	18.25	20.75	1/4″	6.00	30.00
W1224 L or R	1/4″	9.25	11.75	1/4″	21.25	23.75	1/4″	6.00	30.00
W1227 L or R	1/4″	9.25	11.75	1/4″	24.25	26.75	1/4″	6.00	30.00
W1230 L or R	1/4″	9.25	11.75	1/4″	27.25	29.75	1/4″	6.00	30.00
W1233 L or R	1/4″	9.25	11.75	1/4″	30.25	32.75	1/4″	6.00	30.00
W1236 L or R	1/4″	9.25	11.75	1/4″	33.25	35.75	1/4″	6.00	30.00
W1239 L or R	1/4″	9.25	11.75	1/4″	36.25	38.75	1/4″	6.00	30.00
W1242 L or R	1/4″	9.25	11.75	1/4″	39.25	41.75	1/4″	6.00	30.00
W1245 L or R	1/4″	9.25	11.75	1/4″	42.75	44.75	1/4″	6.00	30.00
W1248 L or R	1/4″	9.25	11.75	1/4″	45.25	54.00	1/4″	6.00	30.00
W1512 L or R	1/4″	12.25	14.75	No	0.00	0.00	1/4″	6.00	30.00
W1515 L or R	1/4″	12.25	14.75	1/4″	12.25	14.75	1/4″	6.00	30.00
W1518 L or R	1/4″	12.25	14.75	1/4″	15.25	17.75	1/4″	6.00	30.00
W1521 L or R	1/4″	12.25	14.75	1/4″	18.25	20.75	1/4″	6.00	30.00
W1524 L or R	1/4″	12.25	14.75	1/4″	21.25	23.75	1/4″	6.00	30.00
W1527 L or R	1/4″	12.25	14.75	1/4″	24.25	26.75	1/4″	6.00	30.00
W1530 L or R	1/4″	12.25	14.75	1/4″	27.25	29.75	1/4″	6.00	30.00
W1533 L or R	1/4″	12.25	14.75	1/4″	30.25	32.75	1/4″	6.00	30.00
W1536 L or R	1/4″	12.25	14.75	1/4″	33.25	35.75	1/4″	6.00	30.00
W1539 L or R	1/4″	12.25	14.75	1/4″	36.25	38.75	1/4″	6.00	30.00
W1542 L or R	1/4″	12.25	14.75	1/4″	39.25	41.75	1/4″	6.00	30.00
W1545 L or R	1/4″	12.25	14.75	1/4″	42.75	44.75	1/4″	6.00	30.00
W1548 L or R	1/4″	12.25	14.75	1/4″	45.25	54.00	1/4″	6.00	30.00
W1812 L or R	1/4″	15.25	17.75	No	0.00	0.00	1/4″	6.00	30.00
W1815 L or R	1/4″	15.25	17.75	1/4″	12.25	14.75	1/4″	6.00	30.00
W1818 L or R	1/4″	15.25	17.75	1/4″	15.25	17.75	1/4″	6.00	30.00
W1821 L or R	1/4″	15.25	17.75	1/4″	18.25	20.75	1/4″	6.00	30.00
W1824 L or R	1/4″	15.25	17.75	1/4″	21.25	23.75	1/4″	6.00	30.00
W1827 L or R	1/4″	15.25	17.75	1/4″	24.25	26.75	1/4″	6.00	30.00
W1830 L or R	1/4″	15.25	17.75	1/4″	27.25	29.75	1/4″	6.00	30.00
W1830SSWO L or R	No	0.00	0.00	No	0.00	0.00	1/4″	12.25	30.00
W1833 L or R	1/4″	15.25	17.75	1/4″	30.25	32.75	1/4″	6.00	30.00
W1833SSWO L or R	No	0.00	0.00	No	0.00	0.00	1/4″	12.25	30.00
W1836 L or R	1/4″	15.25	17.75	1/4″	33.25	35.75	1/4″	6.00	30.00
W1836SSWO L or R	No	0.00	0.00	No	0.00	0.00	1/4″	12.25	30.00
W1839 L or R	1/4″	15.25	17.75	1/4″	36.25	38.75	1/4″	6.00	30.00
W1839SSWO L or R	No	0.00	0.00	No	0.00	0.00	1/4″	12.25	30.00
W1842 L or R	1/4″	15.25	17.75	1/4″	39.25	41.75	1/4″	6.00	30.00
W1842SSWO L or R	No	0.00	0.00	3″	45.00	48.00	1/4″	12.25	30.00
W1845 L or R	1/4″	15.25	17.75	1/4″	42.75	44.75	1/4″	6.00	30.00
W1848 L or R	1/4″	15.25	17.75	1/4″	45.25	54.00	1/4″	6.00	30.00
W2112 L or R	1/4″	18.25	20.75	No	0.00	0.00	1/4″	6.00	30.00
W2115 L or R	1/4″	18.25	20.75	1/4″	12.25	14.75	1/4″	6.00	30.00
W2118 L or R	1/4″	18.25	20.75	1/4″	15.25	17.75	1/4″	6.00	30.00
W2121 L or R	1/4″	18.25	20.75	1/4″	18.25	20.75	1/4″	6.00	30.00
W2124 L or R	1/4″	18.25	20.75	1/4″	21.25	23.75	1/4″	6.00	30.00
W2127 L or R	1/4″	18.25	20.75	1/4″	24.25	26.75	1/4″	6.00	30.00
W2130 L or R	1/4″	18.25	20.75	1/4″	27.25	29.75	1/4″	6.00	30.00
W2130SSWO L or R	No	0.00	0.00	No	0.00	0.00	1/4″	12.25	30.00
W2133 L or R	1/4″	18.25	20.75	1/4″	30.25	32.75	1/4″	6.00	30.00
W2133SSWO L or R	No	0.00	0.00	No	0.00	0.00	1/4″	12.25	30.00
W2136 L or R	1/4″	18.25	20.75	1/4″	33.25	35.75	1/4″	6.00	30.00
W2136SSWO L or R	No	0.00	0.00	No	0.00	0.00	1/4″	12.25	30.00
W2139 L or R	1/4″	18.25	20.75	1/4″	36.25	38.75	1/4″	6.00	30.00
W2139SSWO L or R	No	0.00	0.00	No	0.00	0.00	1/4″	12.25	30.00
W2142 L or R	1/4″	18.25	20.75	1/4″	39.25	41.75	1/4″	6.00	30.00
W2142SSWO L or R	No	0.00	0.00	3″	45.00	48.00	1/4″	12.25	30.00
W2145 L or R	1/4″	18.25	20.75	1/4″	42.75	44.75	1/4″	6.00	30.00
W2148 L or R	1/4″	18.25	20.75	1/4″	45.25	54.00	1/4″	6.00	30.00
W2412	1/4″	21.25	23.75	No	0.00	0.00	1/4″	6.00	30.00

Change Dimension Modifications Availability

SPEC Book Code	CW increments	CW Min	CW Max	CH increments	CH Min	CH Max	CD increments	CD Min	CD Max
W2412 L or R	1/4″	21.25	23.75	No	0.00	0.00	1/4″	6.00	30.00
W2415	1/4″	21.25	23.75	1/4″	12.25	14.75	1/4″	6.00	30.00
W2415 L or R	1/4″	21.25	23.75	1/4″	12.25	14.75	1/4″	6.00	30.00
W2418	No	0.00	0.00	1/4″	15.25	17.75	1/4″	6.00	30.00
W2418 L or R	1/4″	21.25	23.75	1/4″	15.25	17.75	1/4″	6.00	30.00
W2421	No	0.00	0.00	1/4″	18.25	20.75	1/4″	6.00	30.00
W2421 L or R	1/4″	21.25	23.75	1/4″	18.25	20.75	1/4″	6.00	30.00
W2424	No	0.00	0.00	1/4″	21.25	23.75	1/4″	6.00	30.00
W2424 L or R	1/4″	21.25	23.75	1/4″	21.25	23.75	1/4″	6.00	30.00
W2427	No	0.00	0.00	1/4″	24.25	26.75	1/4″	6.00	30.00
W2427 L or R	1/4″	21.25	23.75	1/4″	24.25	26.75	1/4″	6.00	30.00
W2430	No	0.00	0.00	1/4″	27.25	29.75	1/4″	6.00	30.00
W2430 L or R	1/4″	21.25	23.75	1/4″	27.25	29.75	1/4″	6.00	30.00
W2433	No	0.00	0.00	1/4″	30.25	32.75	1/4″	6.00	30.00
W2433 L or R	1/4″	21.25	23.75	1/4″	30.25	32.75	1/4″	6.00	30.00
W2436	No	0.00	0.00	1/4″	33.25	35.75	1/4″	6.00	30.00
W2436 L or R	1/4″	21.25	23.75	1/4″	33.25	35.75	1/4″	6.00	30.00
W2439	No	0.00	0.00	1/4″	36.25	38.75	1/4″	6.00	30.00
W2439 L or R	1/4″	21.25	23.75	1/4″	36.25	38.75	1/4″	6.00	30.00
W2442	No	0.00	0.00	1/4″	39.25	41.75	1/4″	6.00	30.00
W2442 L or R	1/4″	21.25	23.75	1/4″	39.25	41.75	1/4″	6.00	30.00
W2445	No	0.00	0.00	1/4″	42.25	54.00	1/4″	6.00	30.00
W2445 L or R	1/4″	21.25	23.75	1/4″	42.75	44.75	1/4″	6.00	30.00
W2448	No	0.00	0.00	1/4″	45.25	54.00	1/4″	6.00	30.00
W2448 L or R	1/4″	21.25	23.75	1/4″	45.25	54.00	1/4″	6.00	30.00
W2712	1/4″	24.25	26.75	No	0.00	0.00	1/4″	6.00	30.00
W2715	1/4″	24.25	26.75	1/4″	12.25	14.75	1/4″	6.00	30.00
W2718	1/4″	24.25	26.75	1/4″	15.25	17.75	1/4″	6.00	30.00
W2721	1/4″	24.25	26.75	1/4″	18.25	20.75	1/4″	6.00	30.00
W2724	1/4″	24.25	26.75	1/4″	21.25	23.75	1/4″	6.00	30.00
W2727	1/4″	24.25	26.75	1/4″	24.25	26.75	1/4″	6.00	30.00
W2730	1/4″	24.25	26.75	1/4″	27.25	29.75	1/4″	6.00	30.00
W2733	1/4″	24.25	26.75	1/4″	30.25	32.75	1/4″	6.00	30.00
W2736	1/4″	24.25	26.75	1/4″	33.25	35.75	1/4″	6.00	30.00
W2739	1/4″	24.25	26.75	1/4″	36.25	38.75	1/4″	6.00	30.00
W2742	1/4″	24.25	26.75	1/4″	39.25	41.75	1/4″	6.00	30.00
W2745	1/4″	24.25	26.75	1/4″	42.25	44.75	1/4″	6.00	30.00
W2748	1/4″	24.25	26.75	1/4″	45.25	54.00	1/4″	6.00	30.00
W2D1218	No	0.00	0.00	No	0.00	0.00	1/4″	6.00	30.00
W2D1518	1/4″	12.25	14.75	No	0.00	0.00	1/4″	6.00	30.00
W2D1818	1/4″	15.25	17.75	No	0.00	0.00	1/4″	6.00	30.00
W2D2118	1/4″	18.25	20.75	No	0.00	0.00	1/4″	6.00	30.00
W2D2418	1/4″	21.25	23.75	No	0.00	0.00	1/4″	6.00	30.00
W2D2718	1/4″	24.25	26.75	No	0.00	0.00	1/4″	6.00	30.00
W2D3018	1/4″	27.25	29.75	No	0.00	0.00	1/4″	6.00	30.00
W2D3318	1/4″	30.25	32.75	No	0.00	0.00	1/4″	6.00	30.00
W2D3618	1/4″	33.25	35.75	No	0.00	0.00	1/4″	6.00	30.00
W3012	1/4″	27.25	29.75	No	0.00	0.00	1/4″	6.00	30.00
W301224	1/4″	27.25	29.75	No	0.00	0.00	1/4″	6.00	30.00
W3015	1/4″	27.25	29.75	1/4″	12.25	14.75	1/4″	6.00	30.00
W301524	1/4″	27.25	29.75	1/4″	12.25	14.75	1/4″	6.00	30.00
W3018	1/4″	27.25	29.75	1/4″	15.25	17.75	1/4″	6.00	30.00
W301824	1/4″	27.25	29.75	1/4″	15.25	17.75	1/4″	6.00	30.00
W3021	1/4″	27.25	29.75	1/4″	18.25	20.75	1/4″	6.00	30.00
W302124	1/4″	27.25	29.75	1/4″	18.25	20.75	1/4″	6.00	30.00
W3024	1/4″	27.25	29.75	1/4″	21.25	23.75	1/4″	6.00	30.00
W302424	1/4″	27.25	29.75	1/4″	21.25	23.75	1/4″	6.00	30.00
W3027	1/4″	27.25	29.75	1/4″	24.25	26.75	1/4″	6.00	30.00
W302724	1/4″	27.25	29.75	1/4″	24.25	26.75	1/4″	6.00	30.00
W3030	1/4″	27.25	29.75	1/4″	27.25	29.75	1/4″	6.00	30.00
W3033	1/4″	27.25	29.75	1/4″	30.25	32.75	1/4″	6.00	30.00
W3036	1/4″	27.25	29.75	1/4″	33.25	35.75	1/4″	6.00	30.00
W3039	1/4″	27.25	29.75	1/4″	36.25	38.75	1/4″	6.00	30.00

SPEC Book Code	CW increments	CW Min	CW Max	CH increments	CH Min	CH Max	CD increments	CD Min	CD Max
W3042	1/4″	27.25	29.75	1/4″	39.25	41.75	1/4″	6.00	30.00
W3045	1/4″	27.25	29.75	1/4″	42.25	44.75	1/4″	6.00	30.00
W3048	1/4″	27.25	29.75	1/4″	45.25	54.00	1/4″	6.00	30.00
W3312	1/4″	30.25	32.75	No	0.00	0.00	1/4″	6.00	30.00
W331224	1/4″	30.25	33.75	No	0.00	0.00	1/4″	6.00	30.00
W3315	1/4″	30.25	32.75	1/4″	12.25	14.75	1/4″	6.00	30.00
W331524	1/4″	30.25	33.75	1/4″	12.25	14.75	1/4″	6.00	30.00
W3318	1/4″	30.25	32.75	1/4″	15.25	17.75	1/4″	6.00	30.00
W331824	1/4″	30.25	33.75	1/4″	15.25	17.75	1/4″	6.00	30.00
W3321	1/4″	30.25	32.75	1/4″	18.25	20.75	1/4″	6.00	30.00
W332124	1/4″	30.25	33.75	1/4″	18.25	20.75	1/4″	6.00	30.00
W3324	1/4″	30.25	32.75	1/4″	21.25	23.75	1/4″	6.00	30.00
W332424	1/4″	30.25	33.75	1/4″	21.25	23.75	1/4″	6.00	30.00
W3327	1/4″	30.25	32.75	1/4″	24.25	26.75	1/4″	6.00	30.00
W332724	1/4″	30.25	33.75	1/4″	24.25	26.75	1/4″	6.00	30.00
W3330	1/4″	30.25	32.75	1/4″	27.25	29.75	1/4″	6.00	30.00
W3333	1/4″	30.25	32.75	1/4″	30.25	32.75	1/4″	6.00	30.00
W3336	1/4″	30.25	32.75	1/4″	33.25	35.75	1/4″	6.00	30.00
W3339	1/4″	30.25	32.75	1/4″	36.25	38.75	1/4″	6.00	30.00
W3342	1/4″	30.25	32.75	1/4″	39.25	41.75	1/4″	6.00	30.00
W3345	1/4″	30.25	32.75	1/4″	42.25	44.75	1/4″	6.00	30.00
W3348	1/4″	30.25	32.75	1/4″	45.25	54.00	1/4″	6.00	30.00
W3612	1/4″	33.25	35.75	No	0.00	0.00	1/4″	6.00	30.00
W361224	1/4″	33.25	35.75	No	0.00	0.00	1/4″	6.00	30.00
W3615	1/4″	33.25	35.75	1/4″	12.25	14.75	1/4″	6.00	30.00
W361524	1/4″	33.25	35.75	1/4″	12.25	14.75	1/4″	6.00	30.00
W3618	1/4″	33.25	35.75	1/4″	15.25	17.75	1/4″	6.00	30.00
W361824	1/4″	33.25	35.75	1/4″	15.25	17.75	1/4″	6.00	30.00
W361824SWO	No	0.00	0.00	No	0.00	0.00	1/4″	24.25	30.00
W361824SWO L or R	No	0.00	0.00	No	0.00	0.00	1/4″	24.25	30.00
W3621	1/4″	33.25	35.75	1/4″	18.25	20.75	1/4″	6.00	30.00
W362124	1/4″	33.25	35.75	1/4″	18.25	20.75	1/4″	6.00	30.00
W362124SWO	No	0.00	0.00	1/4″	18.25	20.75	1/4″	24.25	30.00
W362124SWO L or R	No	0.00	0.00	1/4″	18.25	20.75	1/4″	24.25	30.00
W3624	1/4″	33.25	35.75	1/4″	21.25	23.75	1/4″	6.00	30.00
W362424	1/4″	33.25	35.75	1/4″	21.25	23.75	1/4″	6.00	30.00
W362424SWO	No	0.00	0.00	1/4″	21.25	23.75	1/4″	24.25	30.00
W362424SWO L or R	No	0.00	0.00	1/4″	21.25	23.75	1/4″	24.25	30.00
W3624SHLFPD	No	0.00	0.00	No	0.00	0.00	1/4″	12.25	24.00
W3627	1/4″	33.25	35.75	1/4″	24.25	26.75	1/4″	6.00	30.00
W362724	1/4″	33.25	35.75	1/4″	24.25	26.75	1/4″	6.00	30.00
W362724SWO	1/4″	36.25	36.75	1/4″	27.25	29.75	1/4″	24.25	30.00
W362724SWO L or R	1/4″	36.25	36.75	1/4″	27.25	29.75	1/4″	24.25	30.00
W3627SHLFPD	No	0.00	0.00	1/4″	24.25	26.75	1/4″	12.25	24.00
W3630	1/4″	33.25	35.75	1/4″	27.25	29.75	1/4″	6.00	30.00
W363024SWO	1/4″	36.25	36.75	No	0.00	0.00	1/4″	24.25	30.00
W363024SWO L or R	1/4″	36.25	36.75	No	0.00	0.00	1/4″	24.25	30.00
W3630SHLFPD	No	0.00	0.00	1/4″	27.25	29.75	1/4″	12.25	24.00
W3633	1/4″	33.25	35.75	1/4″	30.25	32.75	1/4″	6.00	30.00
W3633SHLFPD	No	0.00	0.00	1/4″	30.25	32.75	1/4″	12.25	24.00
W3636	1/4″	33.25	35.75	1/4″	33.25	35.75	1/4″	6.00	30.00
W3636SHLFPD	No	0.00	0.00	1/4″	33.25	35.75	1/4″	12.25	24.00
W3639	1/4″	33.25	35.75	1/4″	36.25	38.75	1/4″	6.00	30.00
W3639SHLFPD	No	0.00	0.00	1/4″	36.25	38.75	1/4″	12.25	24.00
W3642	1/4″	33.25	35.75	1/4″	39.25	41.75	1/4″	6.00	30.00
W3642SHLFPD	No	0.00	0.00	1/4″	39.25	44.75	1/4″	12.25	24.00
W3645	1/4″	33.25	35.75	1/4″	42.25	44.75	1/4″	6.00	30.00
W3648	1/4″	33.25	35.75	1/4″	45.25	54.00	1/4″	6.00	30.00
W3912	1/4″	36.25	38.75	No	0.00	0.00	1/4″	6.00	30.00
W391224	1/4″	36.25	38.75	No	0.00	0.00	1/4″	6.00	30.00
W3915	1/4″	36.25	38.75	1/4″	12.25	14.75	1/4″	6.00	30.00
W391524	1/4″	36.25	38.75	1/4″	12.25	14.75	1/4″	6.00	30.00
W3918	1/4″	36.25	38.75	1/4″	15.25	17.75	1/4″	6.00	30.00

Change Dimension Modifications Availability

SPEC Book Code	CW increments	CW Min	CW Max	CH increments	CH Min	CH Max	CD increments	CD Min	CD Max
W391824	1/4″	36.25	38.75	1/4″	15.25	17.75	1/4″	6.00	30.00
W391824SWO	1/4″	36.25	38.75	No	0.00	0.00	1/4″	24.25	30.00
W391824SWO L or R	1/4″	36.25	38.75	No	0.00	0.00	1/4″	24.25	30.00
W3921	1/4″	36.25	38.75	1/4″	18.25	20.75	1/4″	6.00	30.00
W392124	1/4″	36.25	38.75	1/4″	18.25	20.75	1/4″	6.00	30.00
W392124SWO	1/4″	36.25	38.75	1/4″	18.25	20.75	1/4″	24.25	30.00
W392124SWO L or R	1/4″	36.25	38.75	1/4″	18.25	20.75	1/4″	24.25	30.00
W3924	1/4″	36.25	38.75	1/4″	21.25	23.75	1/4″	6.00	30.00
W392424	1/4″	36.25	38.75	1/4″	21.25	23.75	1/4″	6.00	30.00
W392424SWO	1/4″	36.25	38.75	1/4″	21.25	23.75	1/4″	24.25	30.00
W392424SWO L or R	1/4″	36.25	38.75	1/4″	21.25	23.75	1/4″	24.25	30.00
W3927	1/4″	36.25	38.75	1/4″	24.25	26.75	1/4″	6.00	30.00
W392724	1/4″	36.25	38.75	1/4″	24.25	26.75	1/4″	6.00	30.00
W392724SWO	No	0.00	0.00	1/4″	27.25	29.75	1/4″	24.25	30.00
W392724SWO L or R	No	0.00	0.00	1/4″	27.25	29.75	1/4″	24.25	30.00
W3930	1/4″	36.25	38.75	1/4″	27.25	29.75	1/4″	6.00	30.00
W393024SWO	No	0.00	0.00	No	0.00	0.00	1/4″	24.25	30.00
W393024SWO L or R	No	0.00	0.00	No	0.00	0.00	1/4″	24.25	30.00
W3933	1/4″	36.25	38.75	1/4″	30.25	32.75	1/4″	6.00	30.00
W3936	1/4″	36.25	38.75	1/4″	33.25	35.75	1/4″	6.00	30.00
W3939	1/4″	36.25	38.75	1/4″	36.25	38.75	1/4″	6.00	30.00
W3942	1/4″	36.25	38.75	1/4″	39.25	41.75	1/4″	6.00	30.00
W3945	1/4″	36.25	38.75	1/4″	42.25	44.75	1/4″	6.00	30.00
W3948	1/4″	36.25	38.75	1/4″	45.25	54.00	1/4″	6.00	30.00
W4212	1/4″	39.25	41.75	No	0.00	0.00	1/4″	6.00	30.00
W4215	1/4″	39.25	41.75	1/4″	12.25	14.75	1/4″	6.00	30.00
W4218	1/4″	39.25	41.75	1/4″	15.25	17.75	1/4″	6.00	30.00
W4221	1/4″	39.25	41.75	1/4″	18.25	20.75	1/4″	6.00	30.00
W4224	1/4″	39.25	41.75	1/4″	21.25	23.75	1/4″	6.00	30.00
W4227	1/4″	39.25	41.75	1/4″	24.25	26.75	1/4″	6.00	30.00
W4230	1/4″	39.25	41.75	1/4″	27.25	29.75	1/4″	6.00	30.00
W4233	1/4″	39.25	41.75	1/4″	30.25	32.75	1/4″	6.00	30.00
W4236	1/4″	39.25	41.75	1/4″	33.25	35.75	1/4″	6.00	30.00
W4239	1/4″	39.25	41.75	1/4″	36.25	38.75	1/4″	6.00	30.00
W4242	1/4″	39.25	41.75	1/4″	39.25	41.75	1/4″	6.00	30.00
W4245	1/4″	39.25	41.75	1/4″	42.25	44.75	1/4″	6.00	30.00
W4248	1/4″	39.25	41.75	1/4″	45.25	54.00	1/4″	6.00	30.00
W4512	1/4″	42.25	44.75	No	0.00	0.00	1/4″	6.00	30.00
W4515	1/4″	42.25	44.75	1/4″	12.25	14.75	1/4″	6.00	30.00
W4518	1/4″	42.25	44.75	1/4″	15.25	17.75	1/4″	6.00	30.00
W4521	1/4″	42.25	44.75	1/4″	18.25	20.75	1/4″	6.00	30.00
W4524	1/4″	42.25	44.75	1/4″	21.25	23.75	1/4″	6.00	30.00
W4527	1/4″	42.25	44.75	1/4″	24.25	26.75	1/4″	6.00	30.00
W4530	1/4″	42.25	44.75	1/4″	27.25	29.75	1/4″	6.00	30.00
W4533	1/4″	42.25	44.75	1/4″	30.25	32.75	1/4″	6.00	30.00
W4536	1/4″	42.25	44.75	1/4″	33.25	35.75	1/4″	6.00	30.00
W4539	1/4″	42.25	44.75	1/4″	36.25	38.75	1/4″	6.00	30.00
W4542	1/4″	42.25	44.75	1/4″	39.25	41.75	1/4″	6.00	30.00
W4545	1/4″	42.25	44.75	1/4″	42.25	44.75	1/4″	6.00	30.00
W4548	1/4″	42.25	44.75	1/4″	45.25	54.00	1/4″	6.00	30.00
W481224-4	1/4″	45.25	47.75	No	0.00	0.00	1/4″	6.00	30.00
W4812-4	1/4″	45.25	47.75	No	0.00	0.00	1/4″	6.00	30.00
W4815	1/4″	45.25	47.75	1/4″	12.25	14.75	1/4″	6.00	30.00
W4818	1/4″	45.25	47.75	1/4″	15.25	17.75	1/4″	6.00	30.00
W4821	1/4″	45.25	47.75	1/4″	18.25	20.75	1/4″	6.00	30.00
W4824	1/4″	45.25	47.75	1/4″	21.25	23.75	1/4″	6.00	30.00
W4827	1/4″	45.25	47.75	1/4″	24.25	26.75	1/4″	6.00	30.00
W4830	1/4″	45.25	47.75	1/4″	27.25	29.75	1/4″	6.00	30.00
W4833	1/4″	45.25	47.75	1/4″	30.25	32.75	1/4″	6.00	30.00
W4836	1/4″	45.25	47.75	1/4″	33.25	35.75	1/4″	6.00	30.00
W4839	1/4″	45.25	47.75	1/4″	36.25	38.75	1/4″	6.00	30.00
W4842	1/4″	45.25	47.75	1/4″	39.25	41.75	1/4″	6.00	30.00
W4845	1/4″	45.25	47.75	1/4″	42.25	44.75	1/4″	6.00	30.00

SPEC Book Code	CW increments	CW Min	CW Max	CH increments	CH Min	CH Max	CD increments	CD Min	CD Max
W4848	1/4″	45.25	47.75	1/4″	45.25	54.00	1/4″	6.00	30.00
W912 L or R	No	0.00	0.00	No	0.00	0.00	1/4″	6.00	30.00
W915 L or R	No	0.00	0.00	1/4″	12.25	14.75	1/4″	6.00	30.00
W918 L or R	No	0.00	0.00	1/4″	15.25	17.75	1/4″	6.00	30.00
W921 L or R	No	0.00	0.00	1/4″	18.25	20.75	1/4″	6.00	30.00
W924 L or R	No	0.00	0.00	1/4″	21.25	23.75	1/4″	6.00	30.00
W927 L or R	No	0.00	0.00	1/4″	24.25	26.75	1/4″	6.00	30.00
W930 L or R	No	0.00	0.00	1/4″	27.25	29.75	1/4″	6.00	30.00
W933 L or R	No	0.00	0.00	1/4″	30.25	32.75	1/4″	6.00	30.00
W936 L or R	No	0.00	0.00	1/4″	33.25	35.75	1/4″	6.00	30.00
W939 L or R	No	0.00	0.00	1/4″	36.25	38.75	1/4″	6.00	30.00
W942 L or R	No	0.00	0.00	1/4″	39.25	41.75	1/4″	6.00	30.00
W945 L or R	No	0.00	0.00	1/4″	42.75	44.75	1/4″	6.00	30.00
W948 L or R	No	0.00	0.00	1/4″	45.25	54.00	1/4″	6.00	30.00
WAE30 L or R	No	0.00	0.00	1/4″	12.00	29.75	3″	15.00	24.00
WAE33 L or R	No	0.00	0.00	1/4″	30.25	32.75	3″	15.00	24.00
WAE36 L or R	No	0.00	0.00	1/4″	33.25	35.75	3″	15.00	24.00
WAE39 L or R	No	0.00	0.00	1/4″	36.25	38.75	3″	15.00	24.00
WAE42 L or R	No	0.00	0.00	1/4″	39.25	41.75	3″	15.00	24.00
WAE45 L or R	No	0.00	0.00	1/4″	42.25	44.75	3″	15.00	24.00
WAE48 L or R	No	0.00	0.00	1/4″	45.25	54.00	3″	15.00	24.00
WAED30	No	0.00	0.00	1/4″	12.00	29.75	3″	15.00	24.00
WAED33	No	0.00	0.00	1/4″	30.25	32.75	3″	15.00	24.00
WAED36	No	0.00	0.00	1/4″	33.25	35.75	3″	15.00	24.00
WAED39	No	0.00	0.00	1/4″	36.25	38.75	3″	15.00	24.00
WAED42	No	0.00	0.00	1/4″	39.25	41.75	3″	15.00	24.00
WAED45	No	0.00	0.00	1/4″	42.25	44.75	3″	15.00	24.00
WAED48	No	0.00	0.00	1/4″	45.25	54.00	3″	15.00	24.00
WAG1218 L or R	No	0.00	0.00	No	0.00	0.00	1/4″	6.00	30.00
WAG1518 L or R	1/4″	12.25	14.75	No	0.00	0.00	1/4″	6.00	30.00
WAG1548 L or R	No	0.00	0.00	No	0.00	0.00	1/4″	6.00	30.00
WAG1551 L or R	No	0.00	0.00	1/4″	48.25	50.75	1/4″	6.00	30.00
WAG1554 L or R	No	0.00	0.00	1/4″	51.25	53.75	1/4″	6.00	30.00
WAG1557 L or R	No	0.00	0.00	1/4″	54.25	56.75	1/4″	6.00	30.00
WAG1560 L or R	No	0.00	0.00	1/4″	57.25	66.00	1/4″	6.00	30.00
WAG1818 L or R	1/4″	15.25	17.75	No	0.00	0.00	1/4″	6.00	30.00
WAG1848 L or R	1/4″	15.25	17.75	No	0.00	0.00	1/4″	6.00	30.00
WAG1851 L or R	1/4″	15.25	17.75	1/4″	48.25	50.75	1/4″	6.00	30.00
WAG1854 L or R	1/4″	15.25	17.75	1/4″	51.25	53.75	1/4″	6.00	30.00
WAG1857 L or R	1/4″	15.25	17.75	1/4″	54.25	56.75	1/4″	6.00	30.00
WAG1860 L or R	1/4″	15.25	17.75	1/4″	57.25	66.00	1/4″	6.00	30.00
WAG2118 L or R	1/4″	18.25	20.75	No	0.00	0.00	1/4″	6.00	30.00
WAG2148 L or R	1/4″	18.25	20.75	No	0.00	0.00	1/4″	6.00	30.00
WAG2151 L or R	1/4″	18.25	20.75	1/4″	48.25	50.75	1/4″	6.00	30.00
WAG2154 L or R	1/4″	18.25	20.75	1/4″	51.25	53.75	1/4″	6.00	30.00
WAG2157 L or R	1/4″	18.25	20.75	1/4″	54.25	56.75	1/4″	6.00	30.00
WAG2160 L or R	1/4″	18.25	20.75	1/4″	57.25	66.00	1/4″	6.00	30.00
WAG2418	No	0.00	0.00	No	0.00	0.00	1/4″	6.00	30.00
WAG2418 L or R	1/4″	21.25	23.75	No	0.00	0.00	1/4″	6.00	30.00
WAG241815PD	No	0.00	0.00	No	0.00	0.00	1/4″	14.00	14.75
WAG241818PD	No	0.00	0.00	No	0.00	0.00	1/4″	15.25	17.75
WAG241821PD	No	0.00	0.00	No	0.00	0.00	1/4″	18.25	20.75
WAG241824PD	No	0.00	0.00	No	0.00	0.00	1/4″	21.25	23.75
WAG2448	No	0.00	0.00	No	0.00	0.00	1/4″	6.00	30.00
WAG2448 L or R	1/4″	21.25	23.75	No	0.00	0.00	1/4″	6.00	30.00
WAG244815PD	No	0.00	0.00	No	0.00	0.00	1/4″	14.00	14.75
WAG244818PD	No	0.00	0.00	No	0.00	0.00	1/4″	15.25	17.75
WAG244821PD	No	0.00	0.00	No	0.00	0.00	1/4″	18.25	20.75
WAG244824PD	No	0.00	0.00	No	0.00	0.00	1/4″	21.25	23.75
WAG2451	No	0.00	0.00	1/4″	48.25	50.75	1/4″	6.00	30.00
WAG2451 L or R	1/4″	21.25	23.75	1/4″	48.25	50.75	1/4″	6.00	30.00
WAG245115PD	No	0.00	0.00	1/4″	48.25	50.75	1/4″	14.00	14.75
WAG245118PD	No	0.00	0.00	1/4″	48.25	50.75	1/4″	15.25	17.75

Change Dimension Modifications Availability

SPEC Book Code	CW increments	CW Min	CW Max	CH increments	CH Min	CH Max	CD increments	CD Min	CD Max
WAG245121PD	No	0.00	0.00	1/4″	48.25	50.75	1/4″	18.25	20.75
WAG245124PD	No	0.00	0.00	1/4″	48.25	50.75	1/4″	21.25	23.75
WAG2454	No	0.00	0.00	1/4″	51.25	53.75	1/4″	6.00	30.00
WAG2454 L or R	1/4″	21.25	23.75	1/4″	51.25	53.75	1/4″	6.00	30.00
WAG245415PD	No	0.00	0.00	1/4″	51.25	53.75	1/4″	14.00	14.75
WAG245418PD	No	0.00	0.00	1/4″	51.25	53.75	1/4″	15.25	17.75
WAG245421PD	No	0.00	0.00	1/4″	51.25	53.75	1/4″	18.25	20.75
WAG245424PD	No	0.00	0.00	1/4″	51.25	53.75	1/4″	21.25	23.75
WAG2457	No	0.00	0.00	1/4″	54.25	56.75	1/4″	6.00	30.00
WAG2457 L or R	1/4″	21.25	23.75	1/4″	54.25	56.75	1/4″	6.00	30.00
WAG245715PD	No	0.00	0.00	1/4″	54.25	56.75	1/4″	14.00	14.75
WAG245718PD	No	0.00	0.00	1/4″	54.25	56.75	1/4″	15.25	17.75
WAG245721PD	No	0.00	0.00	1/4″	54.25	56.75	1/4″	18.25	20.75
WAG245724PD	No	0.00	0.00	1/4″	54.25	56.75	1/4″	21.25	23.75
WAG2460	No	0.00	0.00	1/4″	57.25	66.00	1/4″	6.00	30.00
WAG2460 L or R	1/4″	21.25	23.75	1/4″	57.25	66.00	1/4″	6.00	30.00
WAG246015PD	No	0.00	0.00	1/4″	57.25	59.75	1/4″	14.00	14.75
WAG246018PD	No	0.00	0.00	1/4″	57.25	59.75	1/4″	15.25	17.75
WAG246021PD	No	0.00	0.00	1/4″	57.25	59.75	1/4″	18.25	20.75
WAG246024PD	No	0.00	0.00	1/4″	57.25	59.75	1/4″	21.25	23.75
WAG2718	1/4″	24.25	26.75	No	0.00	0.00	1/4″	6.00	30.00
WAG271815PD	1/4″	24.25	26.75	No	0.00	0.00	1/4″	14.00	14.75
WAG271818PD	1/4″	24.25	26.75	No	0.00	0.00	1/4″	15.25	17.75
WAG271821PD	1/4″	24.25	26.75	No	0.00	0.00	1/4″	18.25	20.75
WAG271824PD	1/4″	24.25	26.75	No	0.00	0.00	1/4″	21.25	23.75
WAG2748	1/4″	24.25	26.75	No	0.00	0.00	1/4″	6.00	30.00
WAG274815PD	1/4″	24.25	26.75	No	0.00	0.00	1/4″	14.00	14.75
WAG274818PD	1/4″	24.25	26.75	No	0.00	0.00	1/4″	15.25	17.75
WAG274821PD	1/4″	24.25	26.75	No	0.00	0.00	1/4″	18.25	20.75
WAG274824PD	1/4″	24.25	26.75	No	0.00	0.00	1/4″	21.25	23.75
WAG2751	1/4″	24.25	26.75	1/4″	48.25	50.75	1/4″	6.00	30.00
WAG275115PD	1/4″	24.25	26.75	1/4″	48.25	50.75	1/4″	14.00	14.75
WAG275118PD	1/4″	24.25	26.75	1/4″	48.25	50.75	1/4″	15.25	17.75
WAG275121PD	1/4″	24.25	26.75	1/4″	48.25	50.75	1/4″	18.25	20.75
WAG275124PD	1/4″	24.25	26.75	1/4″	48.25	50.75	1/4″	21.25	23.75
WAG2754	1/4″	24.25	26.75	1/4″	51.25	53.75	1/4″	6.00	30.00
WAG275415PD	1/4″	24.25	26.75	1/4″	51.25	53.75	1/4″	14.00	14.75
WAG275418PD	1/4″	24.25	26.75	1/4″	51.25	53.75	1/4″	15.25	17.75
WAG275421PD	1/4″	24.25	26.75	1/4″	51.25	53.75	1/4″	18.25	20.75
WAG275424PD	1/4″	24.25	26.75	1/4″	51.25	53.75	1/4″	21.25	23.75
WAG2757	1/4″	24.25	26.75	1/4″	54.25	56.75	1/4″	6.00	30.00
WAG275715PD	1/4″	24.25	26.75	1/4″	54.25	56.75	1/4″	14.00	14.75
WAG275718PD	1/4″	24.25	26.75	1/4″	54.25	56.75	1/4″	15.25	17.75
WAG275721PD	1/4″	24.25	26.75	1/4″	54.25	56.75	1/4″	18.25	20.75
WAG275724PD	1/4″	24.25	26.75	1/4″	54.25	56.75	1/4″	21.25	23.75
WAG2760	1/4″	24.25	26.75	1/4″	57.25	66.00	1/4″	6.00	30.00
WAG276015PD	1/4″	24.25	26.75	1/4″	57.25	59.75	1/4″	14.00	14.75
WAG276018PD	1/4″	24.25	26.75	1/4″	57.25	59.75	1/4″	15.25	17.75
WAG276021PD	1/4″	24.25	26.75	1/4″	57.25	59.75	1/4″	18.25	20.75
WAG276024PD	1/4″	24.25	26.75	1/4″	57.25	59.75	1/4″	21.25	23.75
WAG3018	1/4″	27.25	29.75	No	0.00	0.00	1/4″	6.00	30.00
WAG301815PD	1/4″	27.25	29.75	No	0.00	0.00	1/4″	14.00	14.75
WAG301818PD	1/4″	27.25	29.75	No	0.00	0.00	1/4″	15.25	17.75
WAG301821PD	1/4″	27.25	29.75	No	0.00	0.00	1/4″	18.25	20.75
WAG301824PD	1/4″	27.25	29.75	No	0.00	0.00	1/4″	21.25	23.75
WAG3048	1/4″	27.25	29.75	No	0.00	0.00	1/4″	6.00	30.00
WAG304815PD	1/4″	27.25	29.75	No	0.00	0.00	1/4″	14.00	14.75
WAG304818PD	1/4″	27.25	29.75	No	0.00	0.00	1/4″	15.25	17.75
WAG304821PD	1/4″	27.25	29.75	No	0.00	0.00	1/4″	18.25	20.75
WAG304824PD	1/4″	27.25	29.75	No	0.00	0.00	1/4″	21.25	23.75
WAG3051	1/4″	27.25	29.75	1/4″	48.25	50.75	1/4″	6.00	30.00
WAG305115PD	1/4″	27.25	29.75	1/4″	48.25	50.75	1/4″	14.00	14.75
WAG305118PD	1/4″	27.25	29.75	1/4″	48.25	50.75	1/4″	15.25	17.75

SPEC Book Code	CW increments	CW Min	CW Max	CH increments	CH Min	CH Max	CD increments	CD Min	CD Max
WAG305121PD	1/4″	27.25	29.75	1/4″	48.25	50.75	1/4″	18.25	20.75
WAG305124PD	1/4″	27.25	29.75	1/4″	48.25	50.75	1/4″	21.25	23.75
WAG3054	1/4″	27.25	29.75	1/4″	51.25	53.75	1/4″	6.00	30.00
WAG305415PD	1/4″	27.25	29.75	1/4″	51.25	53.75	1/4″	14.00	14.75
WAG305418PD	1/4″	27.25	29.75	1/4″	51.25	53.75	1/4″	15.25	17.75
WAG305421PD	1/4″	27.25	29.75	1/4″	51.25	53.75	1/4″	18.25	20.75
WAG305424PD	1/4″	27.25	29.75	1/4″	51.25	53.75	1/4″	21.25	23.75
WAG3057	1/4″	27.25	29.75	1/4″	54.25	56.75	1/4″	6.00	30.00
WAG305715PD	1/4″	27.25	29.75	1/4″	54.25	56.75	1/4″	14.00	14.75
WAG305718PD	1/4″	27.25	29.75	1/4″	54.25	56.75	1/4″	15.25	17.75
WAG305721PD	1/4″	27.25	29.75	1/4″	54.25	56.75	1/4″	18.25	20.75
WAG305724PD	1/4″	27.25	29.75	1/4″	54.25	56.75	1/4″	21.25	23.75
WAG3060	1/4″	27.25	29.75	1/4″	57.25	66.00	1/4″	6.00	30.00
WAG306015PD	1/4″	27.25	29.75	1/4″	57.25	59.75	1/4″	14.00	14.75
WAG306018PD	1/4″	27.25	29.75	1/4″	57.25	59.75	1/4″	15.25	17.75
WAG306021PD	1/4″	27.25	29.75	1/4″	57.25	59.75	1/4″	18.25	20.75
WAG306024PD	1/4″	27.25	29.75	1/4″	57.25	59.75	1/4″	21.25	23.75
WAG3318	1/4″	30.25	32.75	No	0.00	0.00	1/4″	6.00	30.00
WAG331815PD	1/4″	30.25	32.75	No	0.00	0.00	1/4″	14.00	14.75
WAG331818PD	1/4″	30.25	32.75	No	0.00	0.00	1/4″	15.25	17.75
WAG331821PD	1/4″	30.25	32.75	No	0.00	0.00	1/4″	18.25	20.75
WAG331824PD	1/4″	30.25	32.75	No	0.00	0.00	1/4″	21.25	23.75
WAG3348	1/4″	30.25	32.75	No	0.00	0.00	1/4″	6.00	30.00
WAG334815PD	1/4″	30.25	32.75	No	0.00	0.00	1/4″	14.00	14.75
WAG334818PD	1/4″	30.25	32.75	No	0.00	0.00	1/4″	15.25	17.75
WAG334821PD	1/4″	30.25	32.75	No	0.00	0.00	1/4″	18.25	20.75
WAG334824PD	1/4″	30.25	32.75	No	0.00	0.00	1/4″	21.25	23.75
WAG3351	1/4″	30.25	32.75	1/4″	48.25	50.75	1/4″	6.00	30.00
WAG335115PD	1/4″	30.25	32.75	1/4″	48.25	50.75	1/4″	14.00	14.75
WAG335118PD	1/4″	30.25	32.75	1/4″	48.25	50.75	1/4″	15.25	17.75
WAG335121PD	1/4″	30.25	32.75	1/4″	48.25	50.75	1/4″	18.25	20.75
WAG335124PD	1/4″	30.25	32.75	1/4″	48.25	50.75	1/4″	21.25	23.75
WAG3354	1/4″	30.25	32.75	1/4″	51.25	53.75	1/4″	6.00	30.00
WAG335415PD	1/4″	30.25	32.75	1/4″	51.25	53.75	1/4″	14.00	14.75
WAG335418PD	1/4″	30.25	32.75	1/4″	51.25	53.75	1/4″	15.25	17.75
WAG335421PD	1/4″	30.25	32.75	1/4″	51.25	53.75	1/4″	18.25	20.75
WAG335424PD	1/4″	30.25	32.75	1/4″	51.25	53.75	1/4″	21.25	23.75
WAG3357	1/4″	30.25	32.75	1/4″	54.25	56.75	1/4″	6.00	30.00
WAG335715PD	1/4″	30.25	32.75	1/4″	54.25	56.75	1/4″	14.00	14.75
WAG335718PD	1/4″	30.25	32.75	1/4″	54.25	56.75	1/4″	15.25	17.75
WAG335721PD	1/4″	30.25	32.75	1/4″	54.25	56.75	1/4″	18.25	20.75
WAG335724PD	1/4″	30.25	32.75	1/4″	54.25	56.75	1/4″	21.25	23.75
WAG3360	1/4″	30.25	32.75	1/4″	57.25	66.00	1/4″	6.00	30.00
WAG336015PD	1/4″	30.25	32.75	1/4″	57.25	59.75	1/4″	14.00	14.75
WAG336018PD	1/4″	30.25	32.75	1/4″	57.25	59.75	1/4″	15.25	17.75
WAG336021PD	1/4″	30.25	32.75	1/4″	57.25	59.75	1/4″	18.25	20.75
WAG336024PD	1/4″	30.25	32.75	1/4″	57.25	59.75	1/4″	21.25	23.75
WAG3618	1/4″	33.25	35.75	No	0.00	0.00	1/4″	6.00	30.00
WAG361815PD	1/4″	33.25	35.75	No	0.00	0.00	1/4″	14.00	14.75
WAG361818PD	1/4″	33.25	35.75	No	0.00	0.00	1/4″	15.25	17.75
WAG361821PD	1/4″	33.25	35.75	No	0.00	0.00	1/4″	18.25	20.75
WAG361824PD	1/4″	33.25	35.75	No	0.00	0.00	1/4″	21.25	23.75
WAG3648	1/4″	33.25	35.75	No	0.00	0.00	1/4″	6.00	30.00
WAG364815PD	1/4″	33.25	35.75	No	0.00	0.00	1/4″	14.00	14.75
WAG364818PD	1/4″	33.25	35.75	No	0.00	0.00	1/4″	15.25	17.75
WAG364821PD	1/4″	33.25	35.75	No	0.00	0.00	1/4″	18.25	20.75
WAG364824PD	1/4″	33.25	35.75	No	0.00	0.00	1/4″	21.25	23.75
WAG3651	1/4″	33.25	35.75	1/4″	48.25	50.75	1/4″	6.00	30.00
WAG365115PD	1/4″	33.25	35.75	1/4″	48.25	50.75	1/4″	14.00	14.75
WAG365118PD	1/4″	33.25	35.75	1/4″	48.25	50.75	1/4″	15.25	17.75
WAG365121PD	1/4″	33.25	35.75	1/4″	48.25	50.75	1/4″	18.25	20.75
WAG365124PD	1/4″	33.25	35.75	1/4″	48.25	50.75	1/4″	21.25	23.75
WAG3654	1/4″	33.25	35.75	1/4″	51.25	53.75	1/4″	6.00	30.00

Change Dimension Modifications Availability

SPEC Book Code	CW increments	CW Min	CW Max	CH increments	CH Min	CH Max	CD increments	CD Min	CD Max
WAG365415PD	1/4″	33.25	35.75	1/4″	51.25	53.75	1/4″	14.00	14.75
WAG365418PD	1/4″	33.25	35.75	1/4″	51.25	53.75	1/4″	15.25	17.75
WAG365421PD	1/4″	33.25	35.75	1/4″	51.25	53.75	1/4″	18.25	20.75
WAG365424PD	1/4″	33.25	35.75	1/4″	51.25	53.75	1/4″	21.25	23.75
WAG3657	1/4″	33.25	35.75	1/4″	54.25	56.75	1/4″	6.00	30.00
WAG365715PD	1/4″	33.25	35.75	1/4″	54.25	56.75	1/4″	14.00	14.75
WAG365718PD	1/4″	33.25	35.75	1/4″	54.25	56.75	1/4″	15.25	17.75
WAG365721PD	1/4″	33.25	35.75	1/4″	54.25	56.75	1/4″	18.25	20.75
WAG365724PD	1/4″	33.25	35.75	1/4″	54.25	56.75	1/4″	21.25	23.75
WAG3660	1/4″	33.25	35.75	1/4″	57.25	66.00	1/4″	6.00	30.00
WAG366015PD	1/4″	33.25	35.75	1/4″	57.25	59.75	1/4″	14.00	14.75
WAG366018PD	1/4″	33.25	35.75	1/4″	57.25	59.75	1/4″	15.25	17.75
WAG366021PD	1/4″	33.25	35.75	1/4″	57.25	59.75	1/4″	18.25	20.75
WAG366024PD	1/4″	33.25	35.75	1/4″	57.25	59.75	1/4″	21.25	23.75
WAGVL1518	No	0.00	0.00	No	0.00	0.00	1/4″	12.25	30.00
WAGVL1548 L or R	No	0.00	0.00	No	0.00	0.00	1/4″	12.25	30.00
WAGVL1551 L or R	No	0.00	0.00	1/4″	48.25	50.75	1/4″	12.25	30.00
WAGVL1554 L or R	No	0.00	0.00	1/4″	51.25	53.75	1/4″	12.25	30.00
WAGVL1557 L or R	No	0.00	0.00	1/4″	54.25	56.75	1/4″	12.25	30.00
WAGVL1560 L or R	No	0.00	0.00	1/4″	57.25	66.00	1/4″	12.25	30.00
WAGVL1818	1/4″	15.25	17.75	No	0.00	0.00	1/4″	12.25	30.00
WAGVL1848 L or R	1/4″	15.25	17.75	No	0.00	0.00	1/4″	12.25	30.00
WAGVL1851 L or R	1/4″	15.25	17.75	1/4″	48.25	50.75	1/4″	12.25	30.00
WAGVL1854 L or R	1/4″	15.25	17.75	1/4″	51.25	53.75	1/4″	12.25	30.00
WAGVL1857 L or R	1/4″	15.25	17.75	1/4″	54.25	56.75	1/4″	12.25	30.00
WAGVL1860 L or R	1/4″	15.25	17.75	1/4″	57.25	66.00	1/4″	12.25	30.00
WAGVL2118	1/4″	18.25	20.75	No	0.00	0.00	1/4″	12.25	30.00
WAGVL2148 L or R	1/4″	18.25	20.75	No	0.00	0.00	1/4″	12.25	30.00
WAGVL2151 L or R	1/4″	18.25	20.75	1/4″	48.25	50.75	1/4″	12.25	30.00
WAGVL2154 L or R	1/4″	18.25	20.75	1/4″	51.25	53.75	1/4″	12.25	30.00
WAGVL2157 L or R	1/4″	18.25	20.75	1/4″	54.25	56.75	1/4″	12.25	30.00
WAGVL2160 L or R	1/4″	18.25	20.75	1/4″	57.25	66.00	1/4″	12.25	30.00
WAGVL2418	1/4″	21.25	23.75	No	0.00	0.00	1/4″	12.25	30.00
WAGVL2448	No	0.00	0.00	No	0.00	0.00	1/4″	12.25	30.00
WAGVL2448 L or R	1/4″	21.25	23.75	No	0.00	0.00	1/4″	12.25	30.00
WAGVL2451	No	0.00	0.00	1/4″	48.25	50.75	1/4″	12.25	30.00
WAGVL2451 L or R	1/4″	21.25	23.75	1/4″	48.25	50.75	1/4″	12.25	30.00
WAGVL2454	No	0.00	0.00	1/4″	51.25	53.75	1/4″	12.25	30.00
WAGVL2454 L or R	1/4″	21.25	23.75	1/4″	51.25	53.75	1/4″	12.25	30.00
WAGVL2457	No	0.00	0.00	1/4″	54.25	56.75	1/4″	12.25	30.00
WAGVL2457 L or R	1/4″	21.25	23.75	1/4″	54.25	56.75	1/4″	12.25	30.00
WAGVL2460	No	0.00	0.00	1/4″	57.25	66.00	1/4″	12.25	30.00
WAGVL2460 L or R	1/4″	21.25	23.75	1/4″	57.25	66.00	1/4″	12.25	30.00
WAGVL2748	1/4″	24.25	26.75	No	0.00	0.00	1/4″	12.25	30.00
WAGVL2751	1/4″	24.25	26.75	1/4″	48.25	50.75	1/4″	12.25	30.00
WAGVL2754	1/4″	24.25	26.75	1/4″	51.25	53.75	1/4″	12.25	30.00
WAGVL2757	1/4″	24.25	26.75	1/4″	54.25	56.75	1/4″	12.25	30.00
WAGVL2760	1/4″	24.25	26.75	1/4″	57.25	66.00	1/4″	12.25	30.00
WAGVL3048	1/4″	27.25	29.75	No	0.00	0.00	1/4″	12.25	30.00
WAGVL3051	1/4″	27.25	29.75	1/4″	48.25	50.75	1/4″	12.25	30.00
WAGVL3054	1/4″	27.25	29.75	1/4″	51.25	53.75	1/4″	12.25	30.00
WAGVL3057	1/4″	27.25	29.75	1/4″	54.25	56.75	1/4″	12.25	30.00
WAGVL3060	1/4″	27.25	29.75	1/4″	57.25	66.00	1/4″	12.25	30.00
WAGVL3348	1/4″	30.25	32.75	No	0.00	0.00	1/4″	12.25	30.00
WAGVL3351	1/4″	30.25	32.75	1/4″	48.25	50.75	1/4″	12.25	30.00
WAGVL3354	1/4″	30.25	32.75	1/4″	51.25	53.75	1/4″	12.25	30.00
WAGVL3357	1/4″	30.25	32.75	1/4″	54.25	56.75	1/4″	12.25	30.00
WAGVL3360	1/4″	30.25	32.75	1/4″	57.25	66.00	1/4″	12.25	30.00
WAGVL3648	1/4″	33.25	35.75	No	0.00	0.00	1/4″	12.25	30.00
WAGVL3651	1/4″	33.25	35.75	1/4″	48.25	50.75	1/4″	12.25	30.00
WAGVL3654	1/4″	33.25	35.75	1/4″	51.25	53.75	1/4″	12.25	30.00
WAGVL3657	1/4″	33.25	35.75	1/4″	54.25	56.75	1/4″	12.25	30.00
WAGVL3660	1/4″	33.25	35.75	1/4″	57.25	66.00	1/4″	12.25	30.00

SPEC Book Code	CW increments	CW Min	CW Max	CH increments	CH Min	CH Max	CD increments	CD Min	CD Max
WAIN1534.5	No	0.00	0.00	3″	19.50	31.50	No	0.00	0.00
WAIN1540.5	No	0.00	0.00	3″	37.50	49.50	No	0.00	0.00
WAIN1834.5	No	0.00	0.00	3″	19.50	31.50	No	0.00	0.00
WAIN1840.5	No	0.00	0.00	3″	37.50	49.50	No	0.00	0.00
WAIN2134.5	No	0.00	0.00	3″	19.50	31.50	No	0.00	0.00
WAIN2140.5	No	0.00	0.00	3″	37.50	49.50	No	0.00	0.00
WAIN2434.5	No	0.00	0.00	3″	19.50	31.50	No	0.00	0.00
WAIN2440.5	No	0.00	0.00	3″	37.50	49.50	No	0.00	0.00
WAIN3034.5	No	0.00	0.00	3″	19.50	31.50	No	0.00	0.00
WAIN3040.5	No	0.00	0.00	3″	37.50	49.50	No	0.00	0.00
WAIN3634.5	No	0.00	0.00	3″	19.50	31.50	No	0.00	0.00
WAIN3640.5	No	0.00	0.00	3″	37.50	49.50	No	0.00	0.00
WAIN4234.5	No	0.00	0.00	3″	19.50	31.50	No	0.00	0.00
WAIN4240.5	No	0.00	0.00	3″	37.50	49.50	No	0.00	0.00
WAIN4534.5	No	0.00	0.00	3″	19.50	31.50	No	0.00	0.00
WAIN4540.5	No	0.00	0.00	3″	37.50	49.50	No	0.00	0.00
WAIN4834.5	No	0.00	0.00	3″	19.50	31.50	No	0.00	0.00
WAIN4840.5	No	0.00	0.00	3″	37.50	49.50	No	0.00	0.00
WAIN5434.5	No	0.00	0.00	3″	19.50	31.50	No	0.00	0.00
WAIN5440.5	No	0.00	0.00	3″	37.50	49.50	No	0.00	0.00
WAIN6034.5	No	0.00	0.00	3″	19.50	31.50	No	0.00	0.00
WAIN6040.5	No	0.00	0.00	3″	37.50	49.50	No	0.00	0.00
WAIN6334.5	No	0.00	0.00	3″	19.50	31.50	No	0.00	0.00
WAIN6340.5	No	0.00	0.00	3″	37.50	49.50	No	0.00	0.00
WAIN7234.5	No	0.00	0.00	3″	19.50	31.50	No	0.00	0.00
WAIN7240.5	No	0.00	0.00	3″	37.50	49.50	No	0.00	0.00
WAIN7534.5	No	0.00	0.00	3″	19.50	31.50	No	0.00	0.00
WAIN7540.5	No	0.00	0.00	3″	37.50	49.50	No	0.00	0.00
WAIN8434.5	No	0.00	0.00	3″	19.50	31.50	No	0.00	0.00
WAIN8440.5	No	0.00	0.00	3″	37.50	49.50	No	0.00	0.00
WAIN9034.5	No	0.00	0.00	3″	19.50	31.50	No	0.00	0.00
WAIN9040.5	No	0.00	0.00	3″	37.50	49.50	No	0.00	0.00
WAIN9634.5	No	0.00	0.00	3″	19.50	31.50	No	0.00	0.00
WAIN9640.5	No	0.00	0.00	3″	37.50	49.50	No	0.00	0.00
WB2430 L or R	No	0.00	0.00	1/4″	27.25	29.75	1/4″	6.00	30.00
WB2433 L or R	No	0.00	0.00	1/4″	30.25	32.75	1/4″	6.00	30.00
WB2436 L or R	No	0.00	0.00	1/4″	33.25	35.75	1/4″	6.00	30.00
WB2439 L or R	No	0.00	0.00	1/4″	36.25	38.75	1/4″	6.00	30.00
WB2442 L or R	No	0.00	0.00	1/4″	39.25	48.00	1/4″	6.00	30.00
WB2730 L or R	1/4″	24.25	26.75	1/4″	27.25	29.75	1/4″	6.00	30.00
WB2733 L or R	1/4″	24.25	26.75	1/4″	30.25	32.75	1/4″	6.00	30.00
WB2736 L or R	1/4″	24.25	26.75	1/4″	33.25	35.75	1/4″	6.00	30.00
WB2739 L or R	1/4″	24.25	26.75	1/4″	36.25	38.75	1/4″	6.00	30.00
WB2742 L or R	1/4″	24.25	26.75	1/4″	39.25	48.00	1/4″	6.00	30.00
WB3030 L or R	1/4″	27.25	29.75	1/4″	27.25	29.75	1/4″	6.00	30.00
WB3033 L or R	1/4″	27.25	29.75	1/4″	30.25	32.75	1/4″	6.00	30.00
WB3036 L or R	1/4″	27.25	29.75	1/4″	33.25	35.75	1/4″	6.00	30.00
WB3039 L or R	1/4″	27.25	29.75	1/4″	36.25	38.75	1/4″	6.00	30.00
WB3042 L or R	1/4″	27.25	29.75	1/4″	39.25	48.00	1/4″	6.00	30.00
WB3330 L or R	1/4″	30.25	32.75	1/4″	27.25	29.75	1/4″	6.00	30.00
WB3333 L or R	1/4″	30.25	32.75	1/4″	30.25	32.75	1/4″	6.00	30.00
WB3336 L or R	1/4″	30.25	32.75	1/4″	33.25	35.75	1/4″	6.00	30.00
WB3339 L or R	1/4″	30.25	32.75	1/4″	36.25	38.75	1/4″	6.00	30.00
WB3342 L or R	1/4″	30.25	32.75	1/4″	39.25	48.00	1/4″	6.00	30.00
WB3630 L or R	1/4″	33.25	35.75	1/4″	27.25	29.75	1/4″	6.00	30.00
WB3633 L or R	1/4″	33.25	35.75	1/4″	30.25	32.75	1/4″	6.00	30.00
WB3636 L or R	1/4″	33.25	35.75	1/4″	33.25	35.75	1/4″	6.00	30.00
WB3639 L or R	1/4″	33.25	35.75	1/4″	36.25	38.75	1/4″	6.00	30.00
WB3642 L or R	1/4″	33.25	35.75	1/4″	39.25	48.00	1/4″	6.00	30.00
WB3930 L or R	No	0.00	0.00	1/4″	27.25	29.75	1/4″	6.00	30.00
WB3933 L or R	No	0.00	0.00	1/4″	30.25	32.75	1/4″	6.00	30.00
WB3936 L or R	No	0.00	0.00	1/4″	33.25	35.75	1/4″	6.00	30.00
WB3939 L or R	No	0.00	0.00	1/4″	36.25	38.75	1/4″	6.00	30.00

Change Dimension Modifications Availability

SPEC Book Code	CW increments	CW Min	CW Max	CH increments	CH Min	CH Max	CD increments	CD Min	CD Max
WB3942 L or R	No	0.00	0.00	1/4″	39.25	48.00	1/4″	6.00	30.00
WB4230 L or R	1/4″	39.00	41.75	1/4″	27.25	29.75	1/4″	6.00	30.00
WB4233 L or R	1/4″	39.00	41.75	1/4″	30.25	32.75	1/4″	6.00	30.00
WB4236 L or R	1/4″	39.00	41.75	1/4″	33.25	35.75	1/4″	6.00	30.00
WB4239 L or R	1/4″	39.25	41.75	1/4″	36.25	38.75	1/4″	6.00	30.00
WB4242 L or R	1/4″	39.25	41.75	1/4″	39.25	48.00	1/4″	6.00	30.00
WB4530 L or R	1/4″	42.25	44.75	1/4″	27.25	29.75	1/4″	6.00	30.00
WB4533 L or R	1/4″	42.25	44.75	1/4″	30.25	32.75	1/4″	6.00	30.00
WB4536 L or R	1/4″	42.25	44.75	1/4″	33.25	35.75	1/4″	6.00	30.00
WB4539 L or R	1/4″	42.25	44.75	1/4″	36.25	38.75	1/4″	6.00	30.00
WB4542 L or R	1/4″	42.25	44.75	1/4″	39.25	48.00	1/4″	6.00	30.00
WB4830 L or R	1/4″	45.25	47.75	1/4″	27.25	29.75	1/4″	6.00	30.00
WB4833 L or R	1/4″	45.25	47.75	1/4″	30.25	32.75	1/4″	6.00	30.00
WB4836 L or R	1/4″	45.25	47.75	1/4″	33.25	35.75	1/4″	6.00	30.00
WB4839 L or R	1/4″	45.25	47.75	1/4″	36.25	38.75	1/4″	6.00	30.00
WB4842 L or R	1/4″	45.25	47.75	1/4″	39.25	48.00	1/4″	6.00	30.00
WBC330POOL	No	0.00	0.00	No	0.00	0.00	No	0.00	0.00
WBC333POOL	No	0.00	0.00	No	0.00	0.00	No	0.00	0.00
WBC336POOL	No	0.00	0.00	No	0.00	0.00	No	0.00	0.00
WBC339POOL	No	0.00	0.00	No	0.00	0.00	No	0.00	0.00
WBC342POOL	No	0.00	0.00	No	0.00	0.00	No	0.00	0.00
WBC630POOL	No	0.00	0.00	No	0.00	0.00	No	0.00	0.00
WBC633POOL	No	0.00	0.00	No	0.00	0.00	No	0.00	0.00
WBC636POOL	No	0.00	0.00	No	0.00	0.00	No	0.00	0.00
WBC639POOL	No	0.00	0.00	No	0.00	0.00	No	0.00	0.00
WBC642POOL	No	0.00	0.00	No	0.00	0.00	No	0.00	0.00
WBCFl.51215	No	0.00	0.00	No	0.00	0.00	1/4″	6.00	30.00
WBCFl.51515	No	0.00	0.00	1/4″	12.25	14.75	1/4″	6.00	30.00
WBCFl.51815	No	0.00	0.00	1/4″	15.25	17.75	1/4″	6.00	30.00
WBCFl.52115	No	0.00	0.00	1/4″	18.25	20.75	1/4″	6.00	30.00
WBCFl.52415	No	0.00	0.00	1/4″	21.25	23.75	1/4″	6.00	30.00
WBCFl.52715	No	0.00	0.00	1/4″	24.25	26.75	1/4″	6.00	30.00
WBCFl.53015	No	0.00	0.00	1/4″	27.25	29.75	1/4″	6.00	30.00
WBCFl.53315	No	0.00	0.00	1/4″	30.25	32.75	1/4″	6.00	30.00
WBCFl.53615	No	0.00	0.00	1/4″	33.25	35.75	1/4″	6.00	30.00
WBCFl.53915	No	0.00	0.00	1/4″	36.25	38.75	1/4″	6.00	30.00
WBCFl.54215	No	0.00	0.00	1/4″	39.25	41.75	1/4″	6.00	30.00
WBCFl.54815	No	0.00	0.00	1/4″	42.25	47.75	1/4″	6.00	30.00
WBCFl.55115	No	0.00	0.00	1/4″	48.25	50.75	1/4″	6.00	30.00
WBCFl.55415	No	0.00	0.00	1/4″	51.25	53.75	1/4″	6.00	30.00
WBCFl.55715	No	0.00	0.00	1/4″	54.25	56.75	1/4″	6.00	30.00
WBCFl.56015	No	0.00	0.00	1/4″	57.25	70.00	1/4″	6.00	30.00
WBCF33015	1/4″	3.25	5.75	1/4″	12.00	29.75	1/4″	6.00	30.00
WBCF33315	1/4″	3.25	5.75	1/4″	30.25	32.75	1/4″	6.00	30.00
WBCF33615	1/4″	3.25	5.75	1/4″	33.25	35.75	1/4″	6.00	30.00
WBCF33915	1/4″	3.25	5.75	1/4″	36.25	38.75	1/4″	6.00	30.00
WBCF34215	1/4″	3.25	5.75	1/4″	39.25	41.75	1/4″	6.00	30.00
WBCF34515	1/4″	3.25	5.75	1/4″	42.25	44.75	1/4″	6.00	30.00
WBCF34815	1/4″	3.25	5.75	1/4″	45.25	47.75	1/4″	6.00	30.00
WBCF35415	1/4″	3.25	5.75	1/4″	48.25	53.75	1/4″	6.00	30.00
WBCF36015	1/4″	3.25	5.75	1/4″	54.25	70.00	1/4″	6.00	30.00
WBCF63015	1/4″	6.25	12.00	1/4″	12.00	29.75	1/4″	6.00	30.00
WBCF63315	1/4″	6.25	12.00	1/4″	30.25	32.75	1/4″	6.00	30.00
WBCF63615	1/4″	6.25	12.00	1/4″	33.25	35.75	1/4″	6.00	30.00
WBCF63915	1/4″	6.25	12.00	1/4″	36.25	38.75	1/4″	6.00	30.00
WBCF64215	1/4″	6.25	12.00	1/4″	39.25	41.75	1/4″	6.00	30.00
WBCF64515	1/4″	6.25	12.00	1/4″	42.25	44.75	1/4″	6.00	30.00
WBCF64815	1/4″	6.25	12.00	1/4″	45.25	47.75	1/4″	6.00	30.00
WBCF65415	1/4″	6.25	12.00	1/4″	48.25	53.75	1/4″	6.00	30.00
WBCF66015	1/4″	6.25	12.00	1/4″	54.25	70.00	1/4″	6.00	30.00
WBST2448 L or R	No	0.00	0.00	1/4″	45.25	47.75	1/4″	6.00	30.00
WBST2451 L or R	No	0.00	0.00	1/4″	48.25	50.75	1/4″	6.00	30.00
WBST2454 L or R	No	0.00	0.00	1/4″	51.25	53.75	1/4″	6.00	30.00

SPEC Book Code	CW increments	CW Min	CW Max	CH increments	CH Min	CH Max	CD increments	CD Min	CD Max
WBST2457 L or R	No	0.00	0.00	1/4″	54.25	56.75	1/4″	6.00	30.00
WBST2460 L or R	No	0.00	0.00	1/4″	57.25	66.00	1/4″	6.00	30.00
WBST2748 L or R	1/4″	24.25	26.75	1/4″	45.25	47.75	1/4″	6.00	30.00
WBST2751 L or R	1/4″	24.25	26.75	1/4″	48.25	50.75	1/4″	6.00	30.00
WBST2754 L or R	1/4″	24.25	26.75	1/4″	51.25	53.75	1/4″	6.00	30.00
WBST2757 L or R	1/4″	24.25	26.75	1/4″	54.25	56.75	1/4″	6.00	30.00
WBST2760 L or R	1/4″	24.25	26.75	1/4″	57.25	66.00	1/4″	6.00	30.00
WBST3048 L or R	1/4″	27.25	29.75	1/4″	45.25	47.75	1/4″	6.00	30.00
WBST3051 L or R	1/4″	27.25	29.75	1/4″	48.25	50.75	1/4″	6.00	30.00
WBST3054 L or R	1/4″	27.25	29.75	1/4″	51.25	53.75	1/4″	6.00	30.00
WBST3057 L or R	1/4″	27.25	29.75	1/4″	54.25	56.75	1/4″	6.00	30.00
WBST3060 L or R	1/4″	27.25	29.75	1/4″	57.25	66.00	1/4″	6.00	30.00
WBST3348 L or R	1/4″	30.25	32.75	1/4″	45.25	47.75	1/4″	6.00	30.00
WBST3351 L or R	1/4″	30.25	32.75	1/4″	48.25	50.75	1/4″	6.00	30.00
WBST3354 L or R	1/4″	30.25	32.75	1/4″	51.25	53.75	1/4″	6.00	30.00
WBST3357 L or R	1/4″	30.25	32.75	1/4″	54.25	56.75	1/4″	6.00	30.00
WBST3360 L or R	1/4″	30.25	32.75	1/4″	57.25	66.00	1/4″	6.00	30.00
WBST3648 L or R	1/4″	33.25	35.75	1/4″	45.25	47.75	1/4″	6.00	30.00
WBST3651 L or R	1/4″	33.25	35.75	1/4″	48.25	50.75	1/4″	6.00	30.00
WBST3654 L or R	1/4″	33.25	35.75	1/4″	51.25	53.75	1/4″	6.00	30.00
WBST3657 L or R	1/4″	33.25	35.75	1/4″	54.25	56.75	1/4″	6.00	30.00
WBST3660 L or R	1/4″	33.25	35.75	1/4″	57.25	66.00	1/4″	6.00	30.00
WBST3948 L or R	No	0.00	0.00	1/4″	45.25	47.75	1/4″	6.00	30.00
WBST3951 L or R	No	0.00	0.00	1/4″	48.25	50.75	1/4″	6.00	30.00
WBST3954 L or R	No	0.00	0.00	1/4″	51.25	53.75	1/4″	6.00	30.00
WBST3957 L or R	No	0.00	0.00	1/4″	54.25	56.75	1/4″	6.00	30.00
WBST3960 L or R	No	0.00	0.00	1/4″	57.25	66.00	1/4″	6.00	30.00
WBST4248 L or R	1/4″	39.25	41.75	1/4″	45.25	47.75	1/4″	6.00	30.00
WBST4251 L or R	1/4″	39.25	41.75	1/4″	48.25	50.75	1/4″	6.00	30.00
WBST4254 L or R	1/4″	39.25	41.75	1/4″	51.25	53.75	1/4″	6.00	30.00
WBST4257 L or R	1/4″	39.25	41.75	1/4″	54.25	56.75	1/4″	6.00	30.00
WBST4260 L or R	1/4″	39.25	41.75	1/4″	57.25	66.00	1/4″	6.00	30.00
WBST4548 L or R	1/4″	42.25	44.75	1/4″	45.25	47.75	1/4″	6.00	30.00
WBST4551 L or R	1/4″	42.25	44.75	1/4″	48.25	50.75	1/4″	6.00	30.00
WBST4554 L or R	1/4″	42.25	44.75	1/4″	51.25	53.75	1/4″	6.00	30.00
WBST4557 L or R	1/4″	42.25	44.75	1/4″	54.25	56.75	1/4″	6.00	30.00
WBST4560 L or R	1/4″	42.25	44.75	1/4″	57.25	66.00	1/4″	6.00	30.00
WBST4848 L or R	1/4″	45.25	47.75	1/4″	45.25	47.75	1/4″	6.00	30.00
WBST4851 L or R	1/4″	45.25	47.75	1/4″	48.25	50.75	1/4″	6.00	30.00
WBST4854 L or R	1/4″	45.25	47.75	1/4″	51.25	53.75	1/4″	6.00	30.00
WBST4857 L or R	1/4″	45.25	47.75	1/4″	54.25	56.75	1/4″	6.00	30.00
WBST4860 L or R	1/4″	45.25	47.75	1/4″	57.25	66.00	1/4″	6.00	30.00
WCD12	No	0.00	0.00	No	0.00	0.00	3″	21.00	24.00
WCD15	No	0.00	0.00	No	0.00	0.00	3″	21.00	24.00
WCD18	No	0.00	0.00	No	0.00	0.00	3″	21.00	24.00
WCD21	No	0.00	0.00	No	0.00	0.00	3″	21.00	24.00
WCD24	No	0.00	0.00	No	0.00	0.00	3″	21.00	24.00
WCD27	No	0.00	0.00	No	0.00	0.00	3″	21.00	24.00
WCD30	No	0.00	0.00	No	0.00	0.00	3″	21.00	24.00
WCD33	No	0.00	0.00	No	0.00	0.00	3″	21.00	24.00
WCD36	No	0.00	0.00	No	0.00	0.00	3″	21.00	24.00
WCUBH186	3″	12.00	12.00	No	0.00	0.00	1/4″	12.25	24.00
WCUBH246	No	0.00	0.00	No	0.00	0.00	1/4″	12.25	24.00
WCUBH306	No	0.00	0.00	No	0.00	0.00	1/4″	12.25	24.00
WCUBH366	No	0.00	0.00	No	0.00	0.00	1/4″	12.25	24.00
WCUBH3D186	3″	12.00	12.00	No	0.00	0.00	1″	13.00	24.00
WCUBH426	No	0.00	0.00	No	0.00	0.00	1/4″	12.25	24.00
WCUBH4D246	No	0.00	0.00	No	0.00	0.00	1″	13.00	24.00
WCUBH5D306	No	0.00	0.00	No	0.00	0.00	1″	13.00	24.00
WCUBH6D366	No	0.00	0.00	No	0.00	0.00	1″	13.00	24.00
WCUBH7D426	No	0.00	0.00	No	0.00	0.00	1″	13.00	24.00
WCUBV3D618	No	0.00	0.00	No	0.00	0.00	No	0.00	0.00
WCUBV4D624	No	0.00	0.00	No	0.00	0.00	No	0.00	0.00

Change Dimension Modifications Availability

SPEC Book Code	CW increments	CW Min	CW Max	CH increments	CH Min	CH Max	CD increments	CD Min	CD Max
WCUBV5D630	No	0.00	0.00	No	0.00	0.00	No	0.00	0.00
WCUBV618	No	0.00	0.00	No	0.00	0.00	1/4″	12.25	23.75
WCUBV624	No	0.00	0.00	No	0.00	0.00	1/4″	12.25	23.75
WCUBV630	No	0.00	0.00	No	0.00	0.00	1/4″	12.25	23.75
WCUBV636	No	0.00	0.00	No	0.00	0.00	1/4″	12.25	23.75
WCUBV642	No	0.00	0.00	No	0.00	0.00	1/4″	12.25	23.75
WCUBV6D636	No	0.00	0.00	No	0.00	0.00	No	0.00	0.00
WCUBV7D642	No	0.00	0.00	No	0.00	0.00	No	0.00	0.00
WD2418 L or R	No	0.00	0.00	1/4″	12.00	17.75	No	0.00	0.00
WD2424 L or R	No	0.00	0.00	1/4″	18.25	23.75	No	0.00	0.00
WD2430 L or R	No	0.00	0.00	1/4″	24.25	29.75	No	0.00	0.00
WD2430LS(L or R)PW	No	0.00	0.00	No	0.00	0.00	No	0.00	0.00
WD2433 L or R	No	0.00	0.00	1/4″	30.25	32.75	No	0.00	0.00
WD2433LS(L or R)PW	No	0.00	0.00	No	0.00	0.00	No	0.00	0.00
WD2436 L or R	No	0.00	0.00	1/4″	33.25	35.75	No	0.00	0.00
WD2436LS(L or R)PW	No	0.00	0.00	No	0.00	0.00	No	0.00	0.00
WD2439 L or R	No	0.00	0.00	1/4″	36.25	38.75	No	0.00	0.00
WD2439LS(L or R)PW	No	0.00	0.00	No	0.00	0.00	No	0.00	0.00
WD2442 L or R	No	0.00	0.00	1/4″	39.25	41.75	No	0.00	0.00
WD2442LS(L or R)PW	No	0.00	0.00	No	0.00	0.00	No	0.00	0.00
WD2445 L or R	No	0.00	0.00	1/4″	42.25	44.75	No	0.00	0.00
WD2448 L or R	No	0.00	0.00	1/4″	45.25	54.00	No	0.00	0.00
WD2718 L or R	No	0.00	0.00	1/4″	12.00	17.75	No	0.00	0.00
WD2724 L or R	No	0.00	0.00	1/4″	18.25	23.75	No	0.00	0.00
WD2730 L or R	No	0.00	0.00	1/4″	27.25	29.75	No	0.00	0.00
WD2733 L or R	No	0.00	0.00	1/4″	30.25	32.75	No	0.00	0.00
WD2736 L or R	No	0.00	0.00	1/4″	33.25	35.75	No	0.00	0.00
WD2739 L or R	No	0.00	0.00	1/4″	36.25	38.75	No	0.00	0.00
WD2742 L or R	No	0.00	0.00	1/4″	39.25	41.75	No	0.00	0.00
WD2745 L or R	No	0.00	0.00	1/4″	42.25	44.75	No	0.00	0.00
WD2748 L or R	No	0.00	0.00	1/4″	45.25	54.00	No	0.00	0.00
WDAG2424 L or R	No	0.00	0.00	No	0.00	0.00	No	0.00	0.00
WDAG2448 L or R	No	0.00	0.00	No	0.00	0.00	No	0.00	0.00
WDAG2448LS(L or R)PW	No	0.00	0.00	No	0.00	0.00	No	0.00	0.00
WDAG2451 L or R	No	0.00	0.00	1/4″	48.25	50.75	No	0.00	0.00
WDAG2451LS(L or R)PW	No	0.00	0.00	1/4″	48.25	50.75	No	0.00	0.00
WDAG2454 L or R	No	0.00	0.00	1/4″	51.25	53.75	No	0.00	0.00
WDAG2454LS(L or R)PW	No	0.00	0.00	1/4″	51.25	53.75	No	0.00	0.00
WDAG2457 L or R	No	0.00	0.00	1/4″	54.25	56.75	No	0.00	0.00
WDAG2457LS(L or R)PW	No	0.00	0.00	1/4″	54.25	56.75	No	0.00	0.00
WDAG2460 L or R	No	0.00	0.00	1/4″	57.25	66.00	No	0.00	0.00
WDAG2460LS(L or R)PW	No	0.00	0.00	1/4″	57.25	66.00	No	0.00	0.00
WDAG2727 L or R	No	0.00	0.00	No	0.00	0.00	No	0.00	0.00
WDAG2748 L or R	No	0.00	0.00	No	0.00	0.00	No	0.00	0.00
WDAG2751 L or R	No	0.00	0.00	1/4″	48.25	50.75	No	0.00	0.00
WDAG2754 L or R	No	0.00	0.00	1/4″	51.25	53.75	No	0.00	0.00
WDAG2757 L or R	No	0.00	0.00	1/4″	54.25	56.75	No	0.00	0.00
WDAG2760 L or R	No	0.00	0.00	1/4″	57.25	66.00	No	0.00	0.00
WDAGCB2448 L or R	No	0.00	0.00	No	0.00	0.00	No	0.00	0.00
WDAGCB2448LS(L or R)PW	No	0.00	0.00	No	0.00	0.00	No	0.00	0.00
WDAGCB2451 L or R	No	0.00	0.00	1/4″	48.25	50.75	No	0.00	0.00
WDAGCB2454 L or R	No	0.00	0.00	1/4″	48.25	53.75	No	0.00	0.00
WDAGCB2457 L or R	No	0.00	0.00	1/4″	54.25	56.75	No	0.00	0.00
WDAGCB2460 L or R	No	0.00	0.00	1/4″	54.25	66.00	No	0.00	0.00
WDAGCB2460LS(L or R)PW	No	0.00	0.00	No	0.00	0.00	No	0.00	0.00
WDAGCB2748 L or R	No	0.00	0.00	No	0.00	0.00	No	0.00	0.00
WDAGCB2751 L or R	No	0.00	0.00	1/4″	48.25	50.75	No	0.00	0.00
WDAGCB2754 L or R	No	0.00	0.00	1/4″	48.25	53.75	No	0.00	0.00
WDAGCB2757 L or R	No	0.00	0.00	1/4″	54.25	56.75	No	0.00	0.00
WDAGCB2760 L or R	No	0.00	0.00	1/4″	54.25	66.00	No	0.00	0.00
WDAGVL2448 L or R	No	0.00	0.00	No	0.00	0.00	No	0.00	0.00
WDAGVL2451 L or R	No	0.00	0.00	1/4″	48.25	50.75	No	0.00	0.00
WDAGVL2454 L or R	No	0.00	0.00	1/4″	51.25	53.75	No	0.00	0.00

SPEC Book Code	CW increments	CW Min	CW Max	CH increments	CH Min	CH Max	CD increments	CD Min	CD Max
WDAGVL2457 L or R	No	0.00	0.00	1/4″	54.25	56.75	No	0.00	0.00
WDAGVL2460 L or R	No	0.00	0.00	1/4″	57.25	66.00	No	0.00	0.00
WEPDC30	No	0.00	0.00	No	0.00	0.00	No	0.00	0.00
WEPDC42	No	0.00	0.00	No	0.00	0.00	No	0.00	0.00
WEPF1.530WD	1/4″	1.75	2.75	1/4″	12.00	29.75	1/4″	6.00	36.00
WEPF1.533WD	1/4″	1.75	2.75	1/4″	30.25	32.75	1/4″	6.00	36.00
WEPF1.536WD	1/4″	1.75	2.75	1/4″	33.25	35.75	1/4″	6.00	36.00
WEPF1.539WD	1/4″	1.75	2.75	1/4″	36.25	38.75	1/4″	6.00	36.00
WEPF1.542WD	1/4″	1.75	2.75	1/4″	39.25	41.75	1/4″	6.00	36.00
WEPF1.545WD	1/4″	1.75	2.75	1/4″	42.25	44.75	1/4″	6.00	36.00
WEPF1.548WD	1/4″	1.75	2.75	1/4″	45.25	70.00	1/4″	6.00	36.00
WEPF330WD	1/4″	3.25	5.75	1/4″	12.00	29.75	1/4″	6.00	36.00
WEPF333WD	1/4″	3.25	5.75	1/4″	30.25	32.75	1/4″	6.00	36.00
WEPF336WD	1/4″	3.25	5.75	1/4″	33.25	35.75	1/4″	6.00	36.00
WEPF339WD	1/4″	3.25	5.75	1/4″	36.25	38.75	1/4″	6.00	36.00
WEPF342WD	1/4″	3.25	5.75	1/4″	39.25	41.75	1/4″	6.00	36.00
WEPF345WD	1/4″	3.25	5.75	1/4″	42.25	44.75	1/4″	6.00	36.00
WEPF348WD	1/4″	3.25	5.75	1/4″	45.25	70.00	1/4″	6.00	36.00
WEPF630WD	No	0.00	0.00	1/4″	12.00	29.75	1/4″	6.00	36.00
WEPF633WD	No	0.00	0.00	1/4″	30.25	32.75	1/4″	6.00	36.00
WEPF636WD	No	0.00	0.00	1/4″	33.25	35.75	1/4″	6.00	36.00
WEPF639WD	No	0.00	0.00	1/4″	36.25	38.75	1/4″	6.00	36.00
WEPF642WD	No	0.00	0.00	1/4″	39.25	41.75	1/4″	6.00	36.00
WEPF645WD	No	0.00	0.00	1/4″	42.25	44.75	1/4″	6.00	36.00
WEPF648WD	No	0.00	0.00	1/4″	45.25	70.00	1/4″	6.00	36.00
WEPFA330(L or R)WD	No	0.00	0.00	No	0.00	0.00	1/4″	6.00	30.00
WEPFA333(L or R)WD	No	0.00	0.00	No	0.00	0.00	1/4″	6.00	30.00
WEPFA336(L or R)WD	No	0.00	0.00	No	0.00	0.00	1/4″	6.00	30.00
WEPFA339(L or R)WD	No	0.00	0.00	No	0.00	0.00	1/4″	6.00	30.00
WEPFA342(L or R)WD	No	0.00	0.00	No	0.00	0.00	1/4″	6.00	30.00
WEPFA345(L or R)WD	No	0.00	0.00	No	0.00	0.00	1/4″	6.00	30.00
WEPFA348(L or R)WD	No	0.00	0.00	No	0.00	0.00	1/4″	6.00	30.00
WEPFOL330WD	1/4″	3.25	5.75	1/4″	12.00	29.75	1/4″	6.00	36.00
WEPFOL333WD	1/4″	3.25	5.75	1/4″	30.25	32.75	1/4″	6.00	36.00
WEPFOL336WD	1/4″	3.25	5.75	1/4″	33.25	35.75	1/4″	6.00	36.00
WEPFOL339WD	1/4″	3.25	5.75	1/4″	36.25	38.75	1/4″	6.00	36.00
WEPFOL342WD	1/4″	3.25	5.75	1/4″	39.25	41.75	1/4″	6.00	36.00
WEPFOL345WD	1/4″	3.25	5.75	1/4″	42.25	44.75	1/4″	6.00	36.00
WEPFOL348WD	1/4″	3.25	5.75	1/4″	45.25	70.00	1/4″	6.00	36.00
WER212430 L or R	No	0.00	0.00	1/4″	18.00	29.75	3″	9.00	15.00
WER212430 L or R	No	0.00	0.00	1/4″	18.00	29.75	3″	9.00	15.00
WER212433 L or R	No	0.00	0.00	1/4″	30.25	32.75	3″	9.00	15.00
WER212433 L or R	No	0.00	0.00	1/4″	30.25	32.75	3″	9.00	15.00
WER212436 L or R	No	0.00	0.00	1/4″	33.25	35.75	3″	9.00	15.00
WER212436 L or R	No	0.00	0.00	1/4″	33.25	35.75	3″	9.00	15.00
WER212439 L or R	No	0.00	0.00	1/4″	36.25	38.75	3″	9.00	15.00
WER212439 L or R	No	0.00	0.00	1/4″	36.25	38.75	3″	9.00	15.00
WER212442 L or R	No	0.00	0.00	1/4″	39.25	48.00	3″	9.00	15.00
WER212442 L or R	No	0.00	0.00	1/4″	39.25	48.00	3″	9.00	15.00
WER212730 L or R	No	0.00	0.00	1/4″	18.00	29.75	3″	9.00	15.00
WER212733 L or R	No	0.00	0.00	1/4″	30.25	32.75	3″	9.00	15.00
WER212736 L or R	No	0.00	0.00	1/4″	33.25	35.75	3″	9.00	15.00
WER212739 L or R	No	0.00	0.00	1/4″	36.25	38.75	3″	9.00	15.00
WER212742 L or R	No	0.00	0.00	1/4″	39.25	48.00	3″	9.00	15.00
WER2130 L or R	No	0.00	0.00	1/4″	18.00	29.75	3″	9.00	15.00
WER2130 L or R	No	0.00	0.00	1/4″	18.00	29.75	3″	9.00	15.00
WER2133 L or R	No	0.00	0.00	1/4″	30.25	32.75	3″	9.00	15.00
WER2133 L or R	No	0.00	0.00	1/4″	30.25	32.75	3″	9.00	15.00
WER2136 L or R	No	0.00	0.00	1/4″	33.25	35.75	3″	9.00	15.00
WER2136 L or R	No	0.00	0.00	1/4″	33.25	35.75	3″	9.00	15.00
WER2139 L or R	No	0.00	0.00	1/4″	36.25	38.75	3″	9.00	15.00
WER2139 L or R	No	0.00	0.00	1/4″	36.25	38.75	3″	9.00	15.00
WER2142 L or R	No	0.00	0.00	1/4″	39.25	48.00	3″	9.00	15.00

Change Dimension Modifications Availability

SPEC Book Code	CW increments	CW Min	CW Max	CH increments	CH Min	CH Max	CD increments	CD Min	CD Max
WER2142 L or R	No	0.00	0.00	1/4″	39.25	48.00	3″	9.00	15.00
WER242130 L or R	No	0.00	0.00	1/4″	18.00	29.75	3″	9.00	15.00
WER242130 L or R	No	0.00	0.00	1/4″	18.00	29.75	3″	9.00	15.00
WER242133 L or R	No	0.00	0.00	1/4″	30.25	32.75	3″	9.00	15.00
WER242133 L or R	No	0.00	0.00	1/4″	30.25	32.75	3″	9.00	15.00
WER242136 L or R	No	0.00	0.00	1/4″	33.25	35.75	3″	9.00	15.00
WER242136 L or R	No	0.00	0.00	1/4″	33.25	35.75	3″	9.00	15.00
WER242139 L or R	No	0.00	0.00	1/4″	36.25	38.75	3″	9.00	15.00
WER242139 L or R	No	0.00	0.00	1/4″	36.25	38.75	3″	9.00	15.00
WER242142 L or R	No	0.00	0.00	1/4″	39.25	48.00	3″	9.00	15.00
WER242142 L or R	No	0.00	0.00	1/4″	39.25	48.00	3″	9.00	15.00
WER242730 L or R	No	0.00	0.00	1/4″	18.00	29.75	3″	9.00	15.00
WER242733 L or R	No	0.00	0.00	1/4″	30.25	32.75	3″	9.00	15.00
WER242736 L or R	No	0.00	0.00	1/4″	33.25	35.75	3″	9.00	15.00
WER242739 L or R	No	0.00	0.00	1/4″	36.25	38.75	3″	9.00	15.00
WER242742 L or R	No	0.00	0.00	1/4″	39.25	48.00	3″	9.00	15.00
WER2430 L or R	No	0.00	0.00	1/4″	18.00	29.75	3″	9.00	15.00
WER2433 L or R	No	0.00	0.00	1/4″	30.25	32.75	3″	9.00	15.00
WER2436 L or R	No	0.00	0.00	1/4″	33.25	35.75	3″	9.00	15.00
WER2439 L or R	No	0.00	0.00	1/4″	36.25	38.75	3″	9.00	15.00
WER2442 L or R	No	0.00	0.00	1/4″	39.25	48.00	3″	9.00	15.00
WER272130 L or R	No	0.00	0.00	1/4″	18.00	29.75	3″	9.00	15.00
WER272133 L or R	No	0.00	0.00	1/4″	30.25	32.75	3″	9.00	15.00
WER272136 L or R	No	0.00	0.00	1/4″	33.25	35.75	3″	9.00	15.00
WER272139 L or R	No	0.00	0.00	1/4″	36.25	38.75	3″	9.00	15.00
WER272142 L or R	No	0.00	0.00	1/4″	39.25	48.00	3″	9.00	15.00
WER272430 L or R	No	0.00	0.00	1/4″	18.00	29.75	3″	9.00	15.00
WER272433 L or R	No	0.00	0.00	1/4″	30.25	32.75	3″	9.00	15.00
WER272436 L or R	No	0.00	0.00	1/4″	33.25	35.75	3″	9.00	15.00
WER272439 L or R	No	0.00	0.00	1/4″	36.25	38.75	3″	9.00	15.00
WER272442 L or R	No	0.00	0.00	1/4″	39.25	48.00	3″	9.00	15.00
WER2730 L or R	No	0.00	0.00	1/4″	18.00	29.75	3″	9.00	15.00
WER2733 L or R	No	0.00	0.00	1/4″	30.25	32.75	3″	9.00	15.00
WER2736 L or R	No	0.00	0.00	1/4″	33.25	35.75	3″	9.00	15.00
WER2739 L or R	No	0.00	0.00	1/4″	36.25	38.75	3″	9.00	15.00
WER2742 L or R	No	0.00	0.00	1/4″	39.25	48.00	3″	9.00	15.00
WES18BB	No	0.00	0.00	No	0.00	0.00	1/4″	6.00	36.00
WES18WD	No	0.00	0.00	1/4″	12.00	17.75	1/4″	6.00	36.00
WES30BB	No	0.00	0.00	1/4″	33.25	35.75	1/4″	6.00	36.00
WES30WD	No	0.00	0.00	1/4″	18.25	29.75	1/4″	6.00	36.00
WES33WD	No	0.00	0.00	1/4″	30.25	32.75	1/4″	6.00	36.00
WES36WD	No	0.00	0.00	1/4″	33.25	35.75	1/4″	6.00	36.00
WES39WD	No	0.00	0.00	1/4″	36.25	38.75	1/4″	6.00	36.00
WES42BB	No	0.00	0.00	No	0.00	0.00	No	0.00	0.00
WES42WD	No	0.00	0.00	1/4″	39.25	41.75	1/4″	6.00	36.00
WES45WD	No	0.00	0.00	1/4″	42.25	44.75	1/4″	6.00	29.25
WES48WD	No	0.00	0.00	1/4″	45.25	60.00	1/4″	6.00	29.25
WESQR30	No	0.00	0.00	No	0.00	0.00	No	0.00	0.00
WESQR33	No	0.00	0.00	No	0.00	0.00	No	0.00	0.00
WESQR36	No	0.00	0.00	No	0.00	0.00	No	0.00	0.00
WESQR39	No	0.00	0.00	No	0.00	0.00	No	0.00	0.00
WESQR42	No	0.00	0.00	No	0.00	0.00	No	0.00	0.00
WESQR45	No	0.00	0.00	No	0.00	0.00	No	0.00	0.00
WESQR48	No	0.00	0.00	No	0.00	0.00	No	0.00	0.00
WESR530	1/4″	5.00	11.75	1/4″	18.00	29.75	1/4″	9.00	24.00
WESR533	1/4″	5.00	11.75	1/4″	18.00	32.75	1/4″	9.00	24.00
WESR536	1/4″	5.00	11.75	1/4″	33.25	35.75	1/4″	9.00	24.00
WESR539	1/4″	5.00	11.75	1/4″	36.25	38.75	1/4″	9.00	24.00
WESR542	1/4″	5.00	11.75	1/4″	39.25	41.75	1/4″	9.00	24.00
WESR545	1/4″	5.00	11.75	1/4″	42.25	44.75	1/4″	9.00	24.00
WESR548	1/4″	5.00	11.75	1/4″	45.25	47.75	1/4″	9.00	24.00
WFOL330	No	0.00	0.00	1/4″	12.00	29.75	No	0.00	0.00
WFOL333	No	0.00	0.00	1/4″	30.25	32.75	No	0.00	0.00

SPEC Book Code	CW increments	CW Min	CW Max	CH increments	CH Min	CH Max	CD increments	CD Min	CD Max
WFOL336	No	0.00	0.00	1/4″	33.25	35.75	No	0.00	0.00
WFOL339	No	0.00	0.00	1/4″	36.25	38.75	No	0.00	0.00
WFOL342	No	0.00	0.00	1/4″	39.25	41.75	No	0.00	0.00
WFOL345	No	0.00	0.00	1/4″	42.25	44.75	No	0.00	0.00
WFOL348	No	0.00	0.00	1/4″	45.25	47.75	No	0.00	0.00
WFOL354	No	0.00	0.00	1/4″	48.25	70.00	No	0.00	0.00
WFOL630	No	0.00	0.00	1/4″	12.00	29.75	No	0.00	0.00
WFOL633	No	0.00	0.00	1/4″	30.25	32.75	No	0.00	0.00
WFOL636	No	0.00	0.00	1/4″	33.25	35.75	No	0.00	0.00
WFOL639	No	0.00	0.00	1/4″	36.25	38.75	No	0.00	0.00
WFOL642	No	0.00	0.00	1/4″	39.25	41.75	No	0.00	0.00
WFOL645	No	0.00	0.00	1/4″	42.25	44.75	No	0.00	0.00
WFOL648	No	0.00	0.00	1/4″	45.25	47.75	No	0.00	0.00
WFOL654	No	0.00	0.00	1/4″	48.25	70.00	No	0.00	0.00
WFOLIAC330	No	0.00	0.00	1/4″	12.00	29.75	No	0.00	0.00
WFOLIAC333	No	0.00	0.00	1/4″	30.25	32.75	No	0.00	0.00
WFOLIAC336	No	0.00	0.00	1/4″	33.25	35.75	No	0.00	0.00
WFOLIAC339	No	0.00	0.00	1/4″	36.25	38.75	No	0.00	0.00
WFOLIAC342	No	0.00	0.00	1/4″	39.25	41.75	No	0.00	0.00
WFOLIAC345	No	0.00	0.00	1/4″	42.25	44.75	No	0.00	0.00
WFOLIAC348	No	0.00	0.00	1/4″	45.25	47.75	No	0.00	0.00
WFOLIAC354	No	0.00	0.00	1/4″	48.25	70.00	No	0.00	0.00
WGH15	No	0.00	0.00	No	0.00	0.00	No	0.00	0.00
WGH18	No	0.00	0.00	No	0.00	0.00	No	0.00	0.00
WGH21	No	0.00	0.00	No	0.00	0.00	No	0.00	0.00
WGH24	No	0.00	0.00	No	0.00	0.00	No	0.00	0.00
WGH27	No	0.00	0.00	No	0.00	0.00	No	0.00	0.00
WGH30	No	0.00	0.00	No	0.00	0.00	No	0.00	0.00
WGH33	No	0.00	0.00	No	0.00	0.00	No	0.00	0.00
WGH36	No	0.00	0.00	No	0.00	0.00	No	0.00	0.00
WHAFP30	No	0.00	0.00	No	0.00	0.00	No	0.00	0.00
WHAFP36	No	0.00	0.00	No	0.00	0.00	No	0.00	0.00
WHAFP42	No	0.00	0.00	No	0.00	0.00	No	0.00	0.00
WHAFP48	No	0.00	0.00	No	0.00	0.00	No	0.00	0.00
WHARP3625	No	0.00	0.00	No	0.00	0.00	No	0.00	0.00
WHARP4225	No	0.00	0.00	No	0.00	0.00	No	0.00	0.00
WHARP4825	No	0.00	0.00	No	0.00	0.00	No	0.00	0.00
WHASQ3046	No	0.00	0.00	No	0.00	0.00	No	0.00	0.00
WHASQ3646	No	0.00	0.00	No	0.00	0.00	No	0.00	0.00
WHASQ4246	No	0.00	0.00	No	0.00	0.00	No	0.00	0.00
WHASQ4846	No	0.00	0.00	No	0.00	0.00	No	0.00	0.00
WHASQB3046	No	0.00	0.00	No	0.00	0.00	No	0.00	0.00
WHASQB3646	No	0.00	0.00	No	0.00	0.00	No	0.00	0.00
WHASQB4246	No	0.00	0.00	No	0.00	0.00	No	0.00	0.00
WHASQB4846	No	0.00	0.00	No	0.00	0.00	No	0.00	0.00
WHASQT3046	No	0.00	0.00	No	0.00	0.00	No	0.00	0.00
WHASQT3646	No	0.00	0.00	No	0.00	0.00	No	0.00	0.00
WHASQT4246	No	0.00	0.00	No	0.00	0.00	No	0.00	0.00
WHASQT4846	No	0.00	0.00	No	0.00	0.00	No	0.00	0.00
WHC30	No	0.00	0.00	No	0.00	0.00	No	0.00	0.00
WHC36	No	0.00	0.00	No	0.00	0.00	No	0.00	0.00
WHC42	No	0.00	0.00	No	0.00	0.00	No	0.00	0.00
WHC48	No	0.00	0.00	No	0.00	0.00	No	0.00	0.00
WHCARP3024	No	0.00	0.00	No	0.00	0.00	No	0.00	0.00
WHCARP3030	No	0.00	0.00	No	0.00	0.00	No	0.00	0.00
WHCARP3036	No	0.00	0.00	No	0.00	0.00	No	0.00	0.00
WHCARP3624	No	0.00	0.00	No	0.00	0.00	No	0.00	0.00
WHCARP3630	No	0.00	0.00	No	0.00	0.00	No	0.00	0.00
WHCARP3636	No	0.00	0.00	No	0.00	0.00	No	0.00	0.00
WHCARP4224	No	0.00	0.00	No	0.00	0.00	No	0.00	0.00
WHCARP4230	No	0.00	0.00	No	0.00	0.00	No	0.00	0.00
WHCARP4236	No	0.00	0.00	No	0.00	0.00	No	0.00	0.00
WHCBS3024	No	0.00	0.00	No	0.00	0.00	No	0.00	0.00

Change Dimension Modifications Availability

SPEC Book Code	CW increments	CW Min	CW Max	CH increments	CH Min	CH Max	CD increments	CD Min	CD Max
WHCBS3030	No	0.00	0.00	No	0.00	0.00	No	0.00	0.00
WHCBS3036	No	0.00	0.00	No	0.00	0.00	No	0.00	0.00
WHCBS3624	No	0.00	0.00	No	0.00	0.00	No	0.00	0.00
WHCBS3630	No	0.00	0.00	No	0.00	0.00	No	0.00	0.00
WHCBS3636	No	0.00	0.00	No	0.00	0.00	No	0.00	0.00
WHCBS4236	No	0.00	0.00	No	0.00	0.00	No	0.00	0.00
WHCRFST3042	No	0.00	0.00	No	0.00	0.00	No	0.00	0.00
WHCRFST3642	No	0.00	0.00	No	0.00	0.00	No	0.00	0.00
WHCRFST4242	No	0.00	0.00	No	0.00	0.00	No	0.00	0.00
WHCRFST4842	No	0.00	0.00	No	0.00	0.00	No	0.00	0.00
WHCSQ3024	No	0.00	0.00	No	0.00	0.00	No	0.00	0.00
WHCSQ3030	No	0.00	0.00	No	0.00	0.00	No	0.00	0.00
WHCSQ3036	No	0.00	0.00	No	0.00	0.00	No	0.00	0.00
WHCSQ3624	No	0.00	0.00	No	0.00	0.00	No	0.00	0.00
WHCSQ3630	No	0.00	0.00	No	0.00	0.00	No	0.00	0.00
WHCSQ3636	No	0.00	0.00	No	0.00	0.00	No	0.00	0.00
WHCSQ4224	No	0.00	0.00	No	0.00	0.00	No	0.00	0.00
WHCSQ4230	No	0.00	0.00	No	0.00	0.00	No	0.00	0.00
WHCSQ4236	No	0.00	0.00	No	0.00	0.00	No	0.00	0.00
WHCT30	No	0.00	0.00	No	0.00	0.00	No	0.00	0.00
WHCT36	No	0.00	0.00	No	0.00	0.00	No	0.00	0.00
WHCT42	No	0.00	0.00	No	0.00	0.00	No	0.00	0.00
WHCT48	No	0.00	0.00	No	0.00	0.00	No	0.00	0.00
WHCTPRF3024	No	0.00	0.00	No	0.00	0.00	No	0.00	0.00
WHCTPRF3030	No	0.00	0.00	No	0.00	0.00	No	0.00	0.00
WHCTPRF3624	No	0.00	0.00	No	0.00	0.00	No	0.00	0.00
WHCTPRF3630	No	0.00	0.00	No	0.00	0.00	No	0.00	0.00
WHCWMKT	No	0.00	0.00	No	0.00	0.00	No	0.00	0.00
WHLGBRF3036	No	0.00	0.00	No	0.00	0.00	No	0.00	0.00
WHLGBRF3636	No	0.00	0.00	No	0.00	0.00	No	0.00	0.00
WHLGBRF4236	No	0.00	0.00	No	0.00	0.00	No	0.00	0.00
WHLGBRF4836	No	0.00	0.00	No	0.00	0.00	No	0.00	0.00
WHLGRF3036	No	0.00	0.00	No	0.00	0.00	No	0.00	0.00
WHLGRF3636	No	0.00	0.00	No	0.00	0.00	No	0.00	0.00
WHLGRF4236	No	0.00	0.00	No	0.00	0.00	No	0.00	0.00
WHLGRF4836	No	0.00	0.00	No	0.00	0.00	No	0.00	0.00
WHLTP3040	No	0.00	0.00	No	0.00	0.00	No	0.00	0.00
WHLTP3640	No	0.00	0.00	No	0.00	0.00	No	0.00	0.00
WHLTP4240	No	0.00	0.00	No	0.00	0.00	No	0.00	0.00
WHOMNI3042	No	0.00	0.00	No	0.00	0.00	No	0.00	0.00
WHOMNI3642	No	0.00	0.00	No	0.00	0.00	No	0.00	0.00
WHOMNI4242	No	0.00	0.00	No	0.00	0.00	No	0.00	0.00
WHOMNI4842	No	0.00	0.00	No	0.00	0.00	No	0.00	0.00
WHSGM3030	No	0.00	0.00	No	0.00	0.00	No	0.00	0.00
WHSGM3036	No	0.00	0.00	No	0.00	0.00	No	0.00	0.00
WHSGM3630	No	0.00	0.00	No	0.00	0.00	No	0.00	0.00
WHSGM3636	No	0.00	0.00	No	0.00	0.00	No	0.00	0.00
WHSLPC30	No	0.00	0.00	No	0.00	0.00	No	0.00	0.00
WHSLPC36	No	0.00	0.00	No	0.00	0.00	No	0.00	0.00
WHSLPC42	No	0.00	0.00	No	0.00	0.00	No	0.00	0.00
WHSLPC48	No	0.00	0.00	No	0.00	0.00	No	0.00	0.00
WHSLPS3642	No	0.00	0.00	No	0.00	0.00	No	0.00	0.00
WHSLPS4242	No	0.00	0.00	No	0.00	0.00	No	0.00	0.00
WHSLPS4842	No	0.00	0.00	No	0.00	0.00	No	0.00	0.00
WHSLPSCB3642	No	0.00	0.00	No	0.00	0.00	No	0.00	0.00
WHSLPSCB4242	No	0.00	0.00	No	0.00	0.00	No	0.00	0.00
WHSLPSCB4842	No	0.00	0.00	No	0.00	0.00	No	0.00	0.00
WHSLPTP3030	No	0.00	0.00	No	0.00	0.00	No	0.00	0.00
WHSLPTP3630	No	0.00	0.00	No	0.00	0.00	No	0.00	0.00
WHSLPTP4230	No	0.00	0.00	No	0.00	0.00	No	0.00	0.00
WHSLPTP4830	No	0.00	0.00	No	0.00	0.00	No	0.00	0.00
WHSLPTPCB3630	No	0.00	0.00	No	0.00	0.00	No	0.00	0.00
WHSLPTPCB4230	No	0.00	0.00	No	0.00	0.00	No	0.00	0.00

SPEC Book Code	CW increments	CW Min	CW Max	CH increments	CH Min	CH Max	CD increments	CD Min	CD Max
WHSLPTPCB4830	No	0.00	0.00	No	0.00	0.00	No	0.00	0.00
WHSMC30	No	0.00	0.00	No	0.00	0.00	No	0.00	0.00
WHSMC36	No	0.00	0.00	No	0.00	0.00	No	0.00	0.00
WHSMC42	No	0.00	0.00	No	0.00	0.00	No	0.00	0.00
WHSMC48	No	0.00	0.00	No	0.00	0.00	No	0.00	0.00
WHSMTP30	No	0.00	0.00	No	0.00	0.00	No	0.00	0.00
WHSMTP36	No	0.00	0.00	No	0.00	0.00	No	0.00	0.00
WHSMTP42	No	0.00	0.00	No	0.00	0.00	No	0.00	0.00
WHSMTP48	No	0.00	0.00	No	0.00	0.00	No	0.00	0.00
WHSQ3024	No	0.00	0.00	No	0.00	0.00	No	0.00	0.00
WHSQ3624	No	0.00	0.00	No	0.00	0.00	No	0.00	0.00
WHSQ4224	No	0.00	0.00	No	0.00	0.00	No	0.00	0.00
WHSQ4824	No	0.00	0.00	No	0.00	0.00	No	0.00	0.00
WHSQFP30	No	0.00	0.00	No	0.00	0.00	No	0.00	0.00
WHSQFP36	No	0.00	0.00	No	0.00	0.00	No	0.00	0.00
WHSQFP42	No	0.00	0.00	No	0.00	0.00	No	0.00	0.00
WHSQFP48	No	0.00	0.00	No	0.00	0.00	No	0.00	0.00
WHWFL3642	No	0.00	0.00	No	0.00	0.00	No	0.00	0.00
WHWFL4242	No	0.00	0.00	No	0.00	0.00	No	0.00	0.00
WHWFLB3642	No	0.00	0.00	No	0.00	0.00	No	0.00	0.00
WHWFLB4242	No	0.00	0.00	No	0.00	0.00	No	0.00	0.00
WHWFLT3642	No	0.00	0.00	No	0.00	0.00	No	0.00	0.00
WHWFLT4242	No	0.00	0.00	No	0.00	0.00	No	0.00	0.00
WIAC2130	No	0.00	0.00	No	0.00	0.00	No	0.00	0.00
WIAC2133	No	0.00	0.00	No	0.00	0.00	No	0.00	0.00
WIAC2136	No	0.00	0.00	No	0.00	0.00	No	0.00	0.00
WIAC2139	No	0.00	0.00	No	0.00	0.00	No	0.00	0.00
WIAC2142	No	0.00	0.00	No	0.00	0.00	No	0.00	0.00
WIAC2430	No	0.00	0.00	No	0.00	0.00	No	0.00	0.00
WIAC2433	No	0.00	0.00	No	0.00	0.00	No	0.00	0.00
WIAC2436	No	0.00	0.00	No	0.00	0.00	No	0.00	0.00
WIAC2439	No	0.00	0.00	No	0.00	0.00	No	0.00	0.00
WIAC2442	No	0.00	0.00	No	0.00	0.00	No	0.00	0.00
WIAC2730	No	0.00	0.00	No	0.00	0.00	No	0.00	0.00
WIAC2733	No	0.00	0.00	No	0.00	0.00	No	0.00	0.00
WIAC2736	No	0.00	0.00	No	0.00	0.00	No	0.00	0.00
WIAC2739	No	0.00	0.00	No	0.00	0.00	No	0.00	0.00
WIAC2742	No	0.00	0.00	No	0.00	0.00	No	0.00	0.00
WINELATM	1/4″	15.00	48.00	1/4″	15.00	48.00	1″	12.00	13.00
WLSK30	No	0.00	0.00	No	0.00	0.00	No	0.00	0.00
WLSK33	No	0.00	0.00	No	0.00	0.00	No	0.00	0.00
WLSK36	No	0.00	0.00	No	0.00	0.00	No	0.00	0.00
WLSK39	No	0.00	0.00	No	0.00	0.00	No	0.00	0.00
WLSK42	No	0.00	0.00	No	0.00	0.00	No	0.00	0.00
WLUBF2430	No	0.00	0.00	1/4″	27.25	29.75	1/4″	12.25	30.00
WLUBF2730	1/4″	24.25	26.75	1/4″	27.25	29.75	1/4″	12.25	30.00
WLUBF3030	1/4″	27.25	29.75	1/4″	27.25	29.75	1/4″	12.25	30.00
WLUBF3330	1/4″	30.25	32.75	1/4″	27.25	29.75	1/4″	12.25	30.00
WLUBF3630	1/4″	33.25	35.75	1/4″	27.25	29.75	1/4″	12.25	30.00
WMC30 L or R	No	0.00	0.00	No	0.00	0.00	1/4″	3.25	30.00
WMC33 L or R	No	0.00	0.00	No	0.00	0.00	1/4″	3.25	30.00
WMC36 L or R	No	0.00	0.00	No	0.00	0.00	1/4″	3.25	30.00
WMC39 L or R	No	0.00	0.00	No	0.00	0.00	1/4″	3.25	30.00
WMC42 L or R	No	0.00	0.00	No	0.00	0.00	1/4″	3.25	30.00
WMWOS243018S	No	0.00	0.00	No	0.00	0.00	1/4″	6.00	30.00
WMWOS243318S	No	0.00	0.00	No	0.00	0.00	1/4″	6.00	30.00
WMWOS243618S	No	0.00	0.00	No	0.00	0.00	1/4″	6.00	30.00
WMWOS243918S	No	0.00	0.00	No	0.00	0.00	1/4″	6.00	30.00
WMWOS244218S	No	0.00	0.00	No	0.00	0.00	1/4″	6.00	30.00
WMWOS244518S	No	0.00	0.00	No	0.00	0.00	1/4″	6.00	30.00
WMWOS244818S	No	0.00	0.00	No	0.00	0.00	1/4″	6.00	30.00
WMWOS273018S	1/4″	24.25	26.75	No	0.00	0.00	1/4″	6.00	30.00
WMWOS273318S	1/4″	24.25	26.75	No	0.00	0.00	1/4″	6.00	30.00

Change Dimension Modifications Availability

SPEC Book Code	CW increments	CW Min	CW Max	CH increments	CH Min	CH Max	CD increments	CD Min	CD Max
WMWOS273618S	1/4″	24.25	26.75	No	0.00	0.00	1/4″	6.00	30.00
WMWOS273918S	1/4″	24.25	26.75	No	0.00	0.00	1/4″	6.00	30.00
WMWOS274218S	1/4″	24.25	26.75	No	0.00	0.00	1/4″	6.00	30.00
WMWOS274518S	1/4″	24.25	26.75	No	0.00	0.00	1/4″	6.00	30.00
WMWOS274818S	1/4″	24.25	26.75	No	0.00	0.00	1/4″	6.00	30.00
WMWOS303018S	1/4″	27.25	29.75	No	0.00	0.00	1/4″	6.00	30.00
WMWOS303318S	1/4″	27.25	29.75	No	0.00	0.00	1/4″	6.00	30.00
WMWOS303618S	1/4″	27.25	29.75	No	0.00	0.00	1/4″	6.00	30.00
WMWOS303918S	1/4″	27.25	29.75	No	0.00	0.00	1/4″	6.00	30.00
WMWOS304218S	1/4″	27.25	29.75	No	0.00	0.00	1/4″	6.00	30.00
WMWOS304518S	1/4″	27.25	29.75	No	0.00	0.00	1/4″	6.00	30.00
WMWOS304818S	1/4″	27.25	29.75	No	0.00	0.00	1/4″	6.00	30.00
WMWOS333018S	1/4″	30.25	32.75	No	0.00	0.00	1/4″	6.00	30.00
WMWOS333318S	1/4″	30.25	32.75	No	0.00	0.00	1/4″	6.00	30.00
WMWOS333618S	1/4″	30.25	32.75	No	0.00	0.00	1/4″	6.00	30.00
WMWOS333918S	1/4″	30.25	32.75	No	0.00	0.00	1/4″	6.00	30.00
WMWOS334218S	1/4″	30.25	32.75	No	0.00	0.00	1/4″	6.00	30.00
WMWOS334518S	1/4″	30.25	32.75	No	0.00	0.00	1/4″	6.00	30.00
WMWOS334818S	1/4″	30.25	32.75	No	0.00	0.00	1/4″	6.00	30.00
WMWOS363018S	1/4″	33.25	35.75	No	0.00	0.00	1/4″	6.00	30.00
WMWOS363318S	1/4″	33.25	35.75	No	0.00	0.00	1/4″	6.00	30.00
WMWOS363618S	1/4″	33.25	35.75	No	0.00	0.00	1/4″	6.00	30.00
WMWOS363918S	1/4″	33.25	35.75	No	0.00	0.00	1/4″	6.00	30.00
WMWOS364218S	1/4″	33.25	35.75	No	0.00	0.00	1/4″	6.00	30.00
WMWOS364518S	1/4″	33.25	35.75	No	0.00	0.00	1/4″	6.00	30.00
WMWOS364818S	1/4″	33.25	35.75	No	0.00	0.00	1/4″	6.00	30.00
WMWS2430	No	0.00	0.00	No	0.00	0.00	1/4″	6.00	30.00
WMWS2433	No	0.00	0.00	1/4″	30.25	35.75	1/4″	6.00	30.00
WMWS2436	No	0.00	0.00	No	0.00	0.00	1/4″	6.00	30.00
WMWS2439	No	0.00	0.00	1/4″	36.25	41.75	1/4″	6.00	30.00
WMWS2442	No	0.00	0.00	1/4″	39.25	41.75	1/4″	6.00	30.00
WMWS2445	No	0.00	0.00	1/4″	42.25	44.75	1/4″	6.00	30.00
WMWS2448	No	0.00	0.00	1/4″	45.25	47.75	1/4″	6.00	30.00
WMWS2730	1/4″	24.25	26.75	No	0.00	0.00	1/4″	6.00	30.00
WMWS2733	1/4″	24.25	26.75	1/4″	30.25	35.75	1/4″	6.00	30.00
WMWS2736	1/4″	24.25	26.75	No	0.00	0.00	1/4″	6.00	30.00
WMWS2739	1/4″	24.25	26.75	1/4″	36.25	41.75	1/4″	6.00	30.00
WMWS2742	1/4″	24.25	26.75	1/4″	39.25	41.75	1/4″	6.00	30.00
WMWS2745	1/4″	24.25	26.75	1/4″	42.25	44.75	1/4″	6.00	30.00
WMWS2748	1/4″	24.25	26.75	1/4″	45.25	47.75	1/4″	6.00	30.00
WMWS3030	1/4″	27.25	29.75	No	0.00	0.00	1/4″	6.00	30.00
WMWS3033	1/4″	27.25	29.75	1/4″	30.25	35.75	1/4″	6.00	30.00
WMWS3036	1/4″	27.25	29.75	No	0.00	0.00	1/4″	6.00	30.00
WMWS3039	1/4″	27.25	29.75	1/4″	36.25	41.75	1/4″	6.00	30.00
WMWS3042	1/4″	27.25	29.75	1/4″	39.25	41.75	1/4″	6.00	30.00
WMWS3045	1/4″	27.25	29.75	1/4″	42.25	44.75	1/4″	6.00	30.00
WMWS3048	1/4″	27.25	29.75	1/4″	45.25	47.75	1/4″	6.00	30.00
WMWS3330	1/4″	30.25	32.75	No	0.00	0.00	1/4″	6.00	30.00
WMWS3333	1/4″	30.25	32.75	1/4″	30.25	35.75	1/4″	6.00	30.00
WMWS3336	1/4″	30.25	32.75	No	0.00	0.00	1/4″	6.00	30.00
WMWS3339	1/4″	30.25	32.75	1/4″	36.25	41.75	1/4″	6.00	30.00
WMWS3342	1/4″	30.25	32.75	1/4″	39.25	41.75	1/4″	6.00	30.00
WMWS3345	1/4″	30.25	32.75	1/4″	42.25	44.75	1/4″	6.00	30.00
WMWS3348	1/4″	30.25	32.75	1/4″	45.25	47.75	1/4″	6.00	30.00
WMWS3630	1/4″	33.25	35.75	No	0.00	0.00	1/4″	6.00	30.00
WMWS3633	1/4″	33.25	35.75	1/4″	30.25	35.75	1/4″	6.00	30.00
WMWS3636	1/4″	33.25	35.75	No	0.00	0.00	1/4″	6.00	30.00
WMWS3639	1/4″	33.25	35.75	1/4″	36.25	41.75	1/4″	6.00	30.00
WMWS3642	1/4″	33.25	35.75	1/4″	39.25	41.75	1/4″	6.00	30.00
WMWS3645	1/4″	33.25	35.75	1/4″	42.25	44.75	1/4″	6.00	30.00
WMWS3648	1/4″	33.25	35.75	1/4″	45.25	47.75	1/4″	6.00	30.00
WOAC30	No	0.00	0.00	No	0.00	0.00	No	0.00	0.00
WOAC33	No	0.00	0.00	No	0.00	0.00	No	0.00	0.00

SPEC Book Code	CW increments	CW Min	CW Max	CH increments	CH Min	CH Max	CD increments	CD Min	CD Max
WOAC36	No	0.00	0.00	No	0.00	0.00	No	0.00	0.00
WOAC39	No	0.00	0.00	No	0.00	0.00	No	0.00	0.00
WOAC42	No	0.00	0.00	No	0.00	0.00	No	0.00	0.00
WOS1830	1/4″	15.00	17.75	1/4″	24.00	29.75	1/4″	6.00	30.00
WOS1833	1/4″	15.25	17.75	1/4″	30.25	32.75	1/4″	6.00	30.00
WOS1836	1/4″	15.25	17.75	1/4″	33.25	35.75	1/4″	6.00	30.00
WOS1839	1/4″	15.25	17.75	1/4″	36.25	38.75	1/4″	6.00	30.00
WOS1842	1/4″	15.25	17.75	1/4″	39.25	41.75	1/4″	6.00	30.00
WOS1848	1/4″	15.00	17.75	1/4″	42.25	54.00	1/4″	6.00	30.00
WOS2130	1/4″	18.25	20.75	1/4″	24.00	29.75	1/4″	6.00	30.00
WOS2133	1/4″	18.25	20.75	1/4″	30.25	32.75	1/4″	6.00	30.00
WOS2136	1/4″	18.25	20.75	1/4″	33.25	35.75	1/4″	6.00	30.00
WOS2139	1/4″	18.25	20.75	1/4″	36.25	38.75	1/4″	6.00	30.00
WOS2142	1/4″	18.25	20.75	1/4″	39.25	41.75	1/4″	6.00	30.00
WOS2148	1/4″	18.25	20.75	1/4″	42.25	54.00	1/4″	6.00	30.00
WOS2430	1/4″	21.25	23.75	1/4″	24.00	29.75	1/4″	6.00	30.00
WOS2433	1/4″	21.25	23.75	1/4″	30.25	32.75	1/4″	6.00	30.00
WOS2436	1/4″	21.25	23.75	1/4″	33.25	35.75	1/4″	6.00	30.00
WOS2439	1/4″	21.25	23.75	1/4″	36.25	38.75	1/4″	6.00	30.00
WOS2442	1/4″	21.25	23.75	1/4″	39.25	41.75	1/4″	6.00	30.00
WOS2448	1/4″	21.25	23.75	1/4″	42.25	54.00	1/4″	6.00	30.00
WOS2730	1/4″	24.25	26.75	1/4″	24.00	29.75	1/4″	6.00	30.00
WOS2733	1/4″	24.25	26.75	1/4″	30.25	32.75	1/4″	6.00	30.00
WOS2736	1/4″	24.25	26.75	1/4″	33.25	35.75	1/4″	6.00	30.00
WOS2739	1/4″	24.25	26.75	1/4″	36.25	38.75	1/4″	6.00	30.00
WOS2742	1/4″	24.25	26.75	1/4″	39.25	41.75	1/4″	6.00	30.00
WOS2748	1/4″	24.25	26.75	1/4″	42.25	54.00	1/4″	6.00	30.00
WOS3030	1/4″	27.25	29.75	1/4″	24.00	29.75	1/4″	6.00	30.00
WOS3033	1/4″	27.25	29.75	1/4″	30.25	32.75	1/4″	6.00	30.00
WOS3036	1/4″	27.25	29.75	1/4″	33.25	35.75	1/4″	6.00	30.00
WOS3039	1/4″	27.25	29.75	1/4″	36.25	38.75	1/4″	6.00	30.00
WOS3042	1/4″	27.25	29.75	1/4″	39.25	41.75	1/4″	6.00	30.00
WOS3048	1/4″	27.25	29.75	1/4″	42.25	54.00	1/4″	6.00	30.00
WOS3330	1/4″	30.25	32.75	1/4″	24.00	29.75	1/4″	6.00	30.00
WOS3333	1/4″	30.25	32.75	1/4″	30.25	32.75	1/4″	6.00	30.00
WOS3336	1/4″	30.25	32.75	1/4″	33.25	35.75	1/4″	6.00	30.00
WOS3339	1/4″	30.25	32.75	1/4″	36.25	38.75	1/4″	6.00	30.00
WOS3342	1/4″	30.25	32.75	1/4″	39.25	41.75	1/4″	6.00	30.00
WOS3348	1/4″	30.25	32.75	1/4″	42.25	54.00	1/4″	6.00	30.00
WOS3630	1/4″	33.25	38.75	1/4″	24.00	29.75	1/4″	6.00	30.00
WOS3633	1/4″	33.25	38.75	1/4″	30.25	32.75	1/4″	6.00	30.00
WOS3636	1/4″	33.25	38.75	1/4″	33.25	35.75	1/4″	6.00	30.00
WOS3639	1/4″	33.25	38.75	1/4″	36.25	38.75	1/4″	6.00	30.00
WOS3642	1/4″	33.25	38.75	1/4″	39.25	41.75	1/4″	6.00	30.00
WOS3648	1/4″	33.25	38.75	1/4″	42.25	54.00	1/4″	6.00	30.00
WPT1549.524RT L or R	1/4″	12.00	14.75	No	0.00	0.00	1/4″	12.00	23.75
WPT1561.524RT L or R	1/4″	12.00	14.75	No	0.00	0.00	1/4″	12.00	23.75
WPT1849.524RT L or R	1/4″	15.25	17.75	No	0.00	0.00	1/4″	12.00	23.75
WPT1861.524RT L or R	1/4″	15.25	17.75	No	0.00	0.00	1/4″	12.00	23.75
WPT2149.524RT L or R	1/4″	18.25	20.75	No	0.00	0.00	1/4″	12.00	23.75
WPT2161.524RT L or R	1/4″	18.25	20.75	No	0.00	0.00	1/4″	12.00	23.75
WPT2449.524RT	No	0.00	0.00	No	0.00	0.00	1/4″	12.00	23.75
WPT2449.524RT L or R	1/4″	21.25	23.75	No	0.00	0.00	1/4″	12.00	23.75
WPT2461.524RT	No	0.00	0.00	No	0.00	0.00	1/4″	12.00	23.75
WPT2461.524RT L or R	1/4″	21.25	23.75	No	0.00	0.00	1/4″	12.00	23.75
WPT3049.524RT	1/4″	24.25	29.75	No	0.00	0.00	1/4″	12.00	23.75
WPT3061.524RT	1/4″	24.25	29.75	No	0.00	0.00	1/4″	12.00	23.75
WPT3649.524RT	1/4″	30.25	35.75	No	0.00	0.00	1/4″	12.00	23.75
WPT3661.524RT	1/4″	30.25	35.75	No	0.00	0.00	1/4″	12.00	23.75
WSP1230	No	0.00	0.00	No	0.00	0.00	No	0.00	0.00
WSP1233	No	0.00	0.00	No	0.00	0.00	No	0.00	0.00
WSP1236	No	0.00	0.00	3″	33.00	33.00	No	0.00	0.00
WSP1239	No	0.00	0.00	No	0.00	0.00	No	0.00	0.00

Change Dimension Modifications Availability

SPEC Book Code	CW increments	CW Min	CW Max	CH increments	CH Min	CH Max	CD increments	CD Min	CD Max
WSP1242	No	0.00	0.00	3″	39.00	39.00	No	0.00	0.00
WSP930	No	0.00	0.00	No	0.00	0.00	No	0.00	0.00
WSP933	No	0.00	0.00	No	0.00	0.00	No	0.00	0.00
WSP936	No	0.00	0.00	3″	33.00	33.00	No	0.00	0.00
WSP939	No	0.00	0.00	No	0.00	0.00	No	0.00	0.00
WSP942	No	0.00	0.00	3″	39.00	39.00	No	0.00	0.00
WSPK12	No	0.00	0.00	No	0.00	0.00	No	0.00	0.00
WSPK9	No	0.00	0.00	No	0.00	0.00	No	0.00	0.00
WST1236 L or R	No	0.00	0.00	No	0.00	0.00	1/4″	6.00	30.00
WST1239 L or R	No	0.00	0.00	1/4″	36.25	38.75	1/4″	6.00	30.00
WST1242 L or R	No	0.00	0.00	1/4″	39.25	41.75	1/4″	6.00	30.00
WST1245 L or R	No	0.00	0.00	1/4″	42.75	44.75	1/4″	6.00	30.00
WST1248 L or R	No	0.00	0.00	1/4″	45.25	47.75	1/4″	6.00	30.00
WST1251 L or R	No	0.00	0.00	1/4″	48.25	50.75	1/4″	6.00	30.00
WST1254 L or R	No	0.00	0.00	1/4″	51.25	53.75	1/4″	6.00	30.00
WST1257 L or R	No	0.00	0.00	1/4″	54.25	56.75	1/4″	6.00	30.00
WST1260 L or R	No	0.00	0.00	1/4″	57.25	66.00	1/4″	6.00	30.00
WST1536 L or R	1/4″	12.25	14.75	No	0.00	0.00	1/4″	6.00	30.00
WST1539 L or R	1/4″	12.25	14.75	1/4″	36.25	38.75	1/4″	6.00	30.00
WST1542 L or R	1/4″	12.25	14.75	1/4″	39.25	41.75	1/4″	6.00	30.00
WST1545 L or R	1/4″	12.25	14.75	1/4″	42.75	44.75	1/4″	6.00	30.00
WST1548 L or R	1/4″	12.25	14.75	1/4″	45.25	47.75	1/4″	6.00	30.00
WST1551 L or R	1/4″	12.25	14.75	1/4″	48.25	50.75	1/4″	6.00	30.00
WST1554 L or R	1/4″	12.25	14.75	1/4″	51.25	53.75	1/4″	6.00	30.00
WST1557 L or R	1/4″	12.25	14.75	1/4″	54.25	56.75	1/4″	6.00	30.00
WST1560 L or R	1/4″	12.25	14.75	1/4″	57.25	66.00	1/4″	6.00	30.00
WST1836 L or R	1/4″	15.25	17.75	No	0.00	0.00	1/4″	6.00	30.00
WST1839 L or R	1/4″	15.25	17.75	1/4″	36.25	38.75	1/4″	6.00	30.00
WST1842 L or R	1/4″	15.25	17.75	1/4″	39.25	41.75	1/4″	6.00	30.00
WST1845 L or R	1/4″	15.25	17.75	1/4″	42.75	44.75	1/4″	6.00	30.00
WST1848 L or R	1/4″	15.25	17.75	1/4″	45.25	47.75	1/4″	6.00	30.00
WST1851 L or R	1/4″	15.25	17.75	1/4″	48.25	50.75	1/4″	6.00	30.00
WST1854 L or R	1/4″	15.25	17.75	1/4″	51.25	53.75	1/4″	6.00	30.00
WST1857 L or R	1/4″	15.25	17.75	1/4″	54.25	56.75	1/4″	6.00	30.00
WST1860 L or R	1/4″	15.25	17.75	1/4″	57.25	66.00	1/4″	6.00	30.00
WST2136 L or R	1/4″	18.25	20.75	No	0.00	0.00	1/4″	6.00	30.00
WST2139 L or R	1/4″	18.25	20.75	1/4″	36.25	38.75	1/4″	6.00	30.00
WST2142 L or R	1/4″	18.25	20.75	1/4″	39.25	41.75	1/4″	6.00	30.00
WST2145 L or R	1/4″	18.25	20.75	1/4″	42.75	44.75	1/4″	6.00	30.00
WST2148 L or R	1/4″	18.25	20.75	1/4″	45.25	47.75	1/4″	6.00	30.00
WST2151 L or R	1/4″	18.25	20.75	1/4″	48.25	50.75	1/4″	6.00	30.00
WST2154 L or R	1/4″	18.25	20.75	1/4″	51.25	53.75	1/4″	6.00	30.00
WST2157 L or R	1/4″	18.25	20.75	1/4″	54.25	56.75	1/4″	6.00	30.00
WST2160 L or R	1/4″	18.25	20.75	1/4″	57.25	66.00	1/4″	6.00	30.00
WST2436	No	0.00	0.00	No	0.00	0.00	1/4″	6.00	30.00
WST2436 L or R	1/4″	21.25	23.75	No	0.00	0.00	1/4″	6.00	30.00
WST2439	No	0.00	0.00	1/4″	36.25	38.75	1/4″	6.00	30.00
WST2439 L or R	1/4″	21.25	23.75	1/4″	36.25	38.75	1/4″	6.00	30.00
WST2442	No	0.00	0.00	1/4″	39.25	41.75	1/4″	6.00	30.00
WST2442 L or R	1/4″	21.25	23.75	1/4″	39.25	41.75	1/4″	6.00	30.00
WST2445	No	0.00	0.00	1/4″	42.25	44.75	1/4″	6.00	30.00
WST2445 L or R	1/4″	21.25	23.75	1/4″	42.75	44.75	1/4″	6.00	30.00
WST2448	No	0.00	0.00	1/4″	45.25	47.75	1/4″	6.00	30.00
WST2448 L or R	1/4″	21.25	23.75	1/4″	45.25	47.75	1/4″	6.00	30.00
WST2451	No	0.00	0.00	1/4″	48.25	50.75	1/4″	6.00	30.00
WST2451 L or R	1/4″	21.25	23.75	1/4″	48.25	50.75	1/4″	6.00	30.00
WST2454	No	0.00	0.00	1/4″	51.25	53.75	1/4″	6.00	30.00
WST2454 L or R	1/4″	21.25	23.75	1/4″	51.25	53.75	1/4″	6.00	30.00
WST2457	No	0.00	0.00	1/4″	54.25	56.75	1/4″	6.00	30.00
WST2457 L or R	1/4″	21.25	23.75	1/4″	54.25	56.75	1/4″	6.00	30.00
WST2460	No	0.00	0.00	1/4″	57.25	66.00	1/4″	6.00	30.00
WST2460 L or R	1/4″	21.25	23.75	1/4″	57.25	66.00	1/4″	6.00	30.00
WST2736	1/4″	24.25	26.75	No	0.00	0.00	1/4″	6.00	30.00

SPEC Book Code	CW increments	CW Min	CW Max	CH increments	CH Min	CH Max	CD increments	CD Min	CD Max
WST2739	1/4″	24.25	26.75	1/4″	36.25	38.75	1/4″	6.00	30.00
WST2742	1/4″	24.25	26.75	1/4″	39.25	41.75	1/4″	6.00	30.00
WST2745	1/4″	24.25	26.75	1/4″	42.25	44.75	1/4″	6.00	30.00
WST2748	1/4″	24.25	26.75	1/4″	45.25	47.75	1/4″	6.00	30.00
WST2751	1/4″	24.25	26.75	1/4″	48.25	50.75	1/4″	6.00	30.00
WST2754	1/4″	24.25	26.75	1/4″	51.25	53.75	1/4″	6.00	30.00
WST2757	1/4″	24.25	26.75	1/4″	54.25	56.75	1/4″	6.00	30.00
WST2760	1/4″	24.25	26.75	1/4″	57.25	66.00	1/4″	6.00	30.00
WST3036	1/4″	27.25	29.75	No	0.00	0.00	1/4″	6.00	30.00
WST3039	1/4″	27.25	29.75	1/4″	36.25	38.75	1/4″	6.00	30.00
WST3042	1/4″	27.25	29.75	1/4″	39.25	41.75	1/4″	6.00	30.00
WST3045	1/4″	27.25	29.75	1/4″	42.25	44.75	1/4″	6.00	30.00
WST3048	1/4″	27.25	29.75	1/4″	45.25	47.75	1/4″	6.00	30.00
WST3051	1/4″	27.25	29.75	1/4″	48.25	50.75	1/4″	6.00	30.00
WST3054	1/4″	27.25	29.75	1/4″	51.25	53.75	1/4″	6.00	30.00
WST3057	1/4″	27.25	29.75	1/4″	54.25	56.75	1/4″	6.00	30.00
WST3060	1/4″	27.25	29.75	1/4″	57.25	66.00	1/4″	6.00	30.00
WST3336	1/4″	30.25	32.75	No	0.00	0.00	1/4″	6.00	30.00
WST3339	1/4″	30.25	32.75	1/4″	36.25	38.75	1/4″	6.00	30.00
WST3342	1/4″	30.25	32.75	1/4″	39.25	41.75	1/4″	6.00	30.00
WST3345	1/4″	30.25	32.75	1/4″	42.25	44.75	1/4″	6.00	30.00
WST3348	1/4″	30.25	32.75	1/4″	45.25	47.75	1/4″	6.00	30.00
WST3351	1/4″	30.25	32.75	1/4″	48.25	50.75	1/4″	6.00	30.00
WST3354	1/4″	30.25	32.75	1/4″	51.25	53.75	1/4″	6.00	30.00
WST3357	1/4″	30.25	32.75	1/4″	54.25	56.75	1/4″	6.00	30.00
WST3360	1/4″	30.25	32.75	1/4″	57.25	66.00	1/4″	6.00	30.00
WST3636	1/4″	33.25	35.75	No	0.00	0.00	1/4″	6.00	30.00
WST3639	1/4″	33.25	35.75	1/4″	36.25	38.75	1/4″	6.00	30.00
WST3642	1/4″	33.25	35.75	1/4″	39.25	41.75	1/4″	6.00	30.00
WST3645	1/4″	33.25	35.75	1/4″	42.25	44.75	1/4″	6.00	30.00
WST3648	1/4″	33.25	35.75	1/4″	45.25	47.75	1/4″	6.00	30.00
WST3651	1/4″	33.25	35.75	1/4″	48.25	50.75	1/4″	6.00	30.00
WST3654	1/4″	33.25	35.75	1/4″	51.25	53.75	1/4″	6.00	30.00
WST3657	1/4″	33.25	35.75	1/4″	54.25	56.75	1/4″	6.00	30.00
WST3660	1/4″	33.25	35.75	1/4″	57.25	66.00	1/4″	6.00	30.00
WST3936	1/4″	36.25	38.75	No	0.00	0.00	1/4″	6.00	30.00
WST3939	1/4″	36.25	38.75	1/4″	36.25	38.75	1/4″	6.00	30.00
WST3942	1/4″	36.25	38.75	1/4″	39.25	41.75	1/4″	6.00	30.00
WST3945	1/4″	36.25	38.75	1/4″	42.25	44.75	1/4″	6.00	30.00
WST3948	1/4″	36.25	38.75	1/4″	45.25	47.75	1/4″	6.00	30.00
WST3951	1/4″	36.25	38.75	1/4″	48.25	50.75	1/4″	6.00	30.00
WST3954	1/4″	36.25	38.75	1/4″	51.25	53.75	1/4″	6.00	30.00
WST3957	1/4″	36.25	38.75	1/4″	54.25	56.75	1/4″	6.00	30.00
WST3960	1/4″	36.25	38.75	1/4″	57.25	66.00	1/4″	6.00	30.00
WST4236	1/4″	39.25	41.75	No	0.00	0.00	1/4″	6.00	30.00
WST4239	1/4″	39.25	41.75	1/4″	36.25	38.75	1/4″	6.00	30.00
WST4242	1/4″	39.25	41.75	1/4″	39.25	41.75	1/4″	6.00	30.00
WST4245	1/4″	39.25	41.75	1/4″	42.25	44.75	1/4″	6.00	30.00
WST4248	1/4″	39.25	41.75	1/4″	45.25	47.75	1/4″	6.00	30.00
WST4251	1/4″	39.25	41.75	1/4″	48.25	50.75	1/4″	6.00	30.00
WST4254	1/4″	39.25	41.75	1/4″	51.25	53.75	1/4″	6.00	30.00
WST4257	1/4″	39.25	41.75	1/4″	54.25	56.75	1/4″	6.00	30.00
WST4260	1/4″	39.25	41.75	1/4″	57.25	66.00	1/4″	6.00	30.00
WST4536	1/4″	42.25	44.75	No	0.00	0.00	1/4″	6.00	30.00
WST4539	1/4″	42.25	44.75	1/4″	36.25	38.75	1/4″	6.00	30.00
WST4542	1/4″	42.25	44.75	1/4″	39.25	41.75	1/4″	6.00	30.00
WST4545	1/4″	42.25	44.75	1/4″	42.25	44.75	1/4″	6.00	30.00
WST4548	1/4″	42.25	44.75	1/4″	45.25	47.75	1/4″	6.00	30.00
WST4551	1/4″	42.25	44.75	1/4″	48.25	50.75	1/4″	6.00	30.00
WST4554	1/4″	42.25	44.75	1/4″	51.25	53.75	1/4″	6.00	30.00
WST4557	1/4″	42.25	44.75	1/4″	54.25	56.75	1/4″	6.00	30.00
WST4560	1/4″	42.25	44.75	1/4″	57.25	66.00	1/4″	6.00	30.00
WST4836	1/4″	45.25	47.75	No	0.00	0.00	1/4″	6.00	30.00

Change Dimension Modifications Availability

SPEC Book Code	CW increments	CW Min	CW Max	CH increments	CH Min	CH Max	CD increments	CD Min	CD Max
WST4839	1/4″	45.25	47.75	1/4″	36.25	38.75	1/4″	6.00	30.00
WST4842	1/4″	45.25	47.75	1/4″	39.25	41.75	1/4″	6.00	30.00
WST4845	1/4″	45.25	47.75	1/4″	42.25	44.75	1/4″	6.00	30.00
WST4848	1/4″	45.25	47.75	1/4″	45.25	47.75	1/4″	6.00	30.00
WST4851	1/4″	45.25	47.75	1/4″	48.25	50.75	1/4″	6.00	30.00
WST4854	1/4″	45.25	47.75	1/4″	51.25	53.75	1/4″	6.00	30.00
WST4857	1/4″	45.25	47.75	1/4″	54.25	56.75	1/4″	6.00	30.00
WST4860	1/4″	45.25	47.75	1/4″	57.25	66.00	1/4″	6.00	30.00
WTCD15	No	0.00	0.00	No	0.00	0.00	No	0.00	0.00
WTCD18	No	0.00	0.00	No	0.00	0.00	No	0.00	0.00
WTCD21	No	0.00	0.00	No	0.00	0.00	No	0.00	0.00
WTCD24	No	0.00	0.00	No	0.00	0.00	No	0.00	0.00
WTCD30	No	0.00	0.00	No	0.00	0.00	No	0.00	0.00
WTCD36	No	0.00	0.00	No	0.00	0.00	No	0.00	0.00
WTCDKCUP18	No	0.00	0.00	No	0.00	0.00	No	0.00	0.00
WTH2412	1/4″	18.00	23.75	1/4″	9.25	11.75	1/4″	9.00	30.00
WTH2415	1/4″	18.00	23.75	1/4″	12.25	14.75	1/4″	9.00	30.00
WTH2418	1/4″	18.00	23.75	1/4″	15.25	17.75	1/4″	9.00	30.00
WTH2421	1/4″	18.00	23.75	1/4″	18.25	20.75	1/4″	9.00	30.00
WTH2424	1/4″	21.00	23.75	1/4″	21.25	23.75	1/4″	9.00	30.00
WTH249	1/4″	21.00	23.75	No	0.00	0.00	1/4″	9.00	30.00
WTH2712	1/4″	24.25	26.75	1/4″	9.25	11.75	1/4″	9.00	30.00
WTH2715	1/4″	24.25	26.75	1/4″	12.25	14.75	1/4″	9.00	30.00
WTH2718	1/4″	24.25	26.75	1/4″	15.25	17.75	1/4″	9.00	30.00
WTH2721	1/4″	24.25	26.75	1/4″	18.25	20.75	1/4″	9.00	30.00
WTH2724	1/4″	24.25	26.75	1/4″	21.25	23.75	1/4″	9.00	30.00
WTH279	1/4″	24.25	26.75	No	0.00	0.00	1/4″	9.00	30.00
WTH3012	1/4″	24.25	29.75	1/4″	9.25	11.75	1/4″	9.00	30.00
WTH3015	1/4″	24.25	29.75	1/4″	12.25	14.75	1/4″	9.00	30.00
WTH3018	1/4″	24.25	29.75	1/4″	15.25	17.75	1/4″	9.00	30.00
WTH3021	1/4″	24.25	29.75	1/4″	18.25	20.75	1/4″	9.00	30.00
WTH3024	1/4″	27.25	29.75	1/4″	21.25	23.75	1/4″	9.00	30.00
WTH309	1/4″	24.25	29.75	No	0.00	0.00	1/4″	9.00	30.00
WTH3312	1/4″	30.25	32.75	1/4″	9.25	11.75	1/4″	9.00	30.00
WTH3315	1/4″	30.25	32.75	1/4″	12.25	14.75	1/4″	9.00	30.00
WTH3318	1/4″	30.25	32.75	1/4″	15.25	17.75	1/4″	9.00	30.00
WTH3321	1/4″	30.25	32.75	1/4″	18.25	20.75	1/4″	9.00	30.00
WTH3324	1/4″	30.25	32.75	1/4″	21.25	23.75	1/4″	9.00	30.00
WTH339	1/4″	30.25	32.75	No	0.00	0.00	1/4″	9.00	30.00
WTH3612	1/4″	33.25	35.75	1/4″	9.25	11.75	1/4″	9.00	30.00
WTH3615	1/4″	33.25	35.75	1/4″	12.25	14.75	1/4″	9.00	30.00
WTH3618	1/4″	33.25	35.75	1/4″	15.25	17.75	1/4″	9.00	30.00
WTH3621	1/4″	33.25	35.75	1/4″	18.25	20.75	1/4″	9.00	30.00
WTH3624	1/4″	33.25	35.75	1/4″	21.25	23.75	1/4″	9.00	30.00
WTH369	1/4″	33.25	35.75	No	0.00	0.00	1/4″	9.00	30.00
WTR1230LL	No	0.00	0.00	1/4″	12.00	29.75	3″	18.00	21.00
WTR1230LR	No	0.00	0.00	1/4″	12.00	29.75	3″	18.00	21.00
WTR1230RL	No	0.00	0.00	1/4″	12.00	29.75	3″	18.00	21.00
WTR1230RR	No	0.00	0.00	1/4″	12.00	29.75	3″	18.00	21.00
WTR1233LL	No	0.00	0.00	1/4″	30.25	32.75	3″	18.00	21.00
WTR1233LR	No	0.00	0.00	1/4″	30.25	32.75	3″	18.00	21.00
WTR1233RL	No	0.00	0.00	1/4″	30.25	32.75	3″	18.00	21.00
WTR1233RR	No	0.00	0.00	1/4″	30.25	32.75	3″	18.00	21.00
WTR1236LL	No	0.00	0.00	1/4″	33.25	35.75	3″	18.00	21.00
WTR1236LR	No	0.00	0.00	1/4″	33.25	35.75	3″	18.00	21.00
WTR1236RL	No	0.00	0.00	1/4″	33.25	35.75	3″	18.00	21.00
WTR1236RR	No	0.00	0.00	1/4″	33.25	35.75	3″	18.00	21.00
WTR1239LL	No	0.00	0.00	1/4″	36.25	38.75	3″	18.00	21.00
WTR1239LR	No	0.00	0.00	1/4″	36.25	38.75	3″	18.00	21.00
WTR1239RL	No	0.00	0.00	1/4″	36.25	38.75	3″	18.00	21.00
WTR1239RR	No	0.00	0.00	1/4″	36.25	38.75	3″	18.00	21.00
WTR1242LL	No	0.00	0.00	1/4″	39.25	41.75	3″	18.00	21.00
WTR1242LR	No	0.00	0.00	1/4″	39.25	41.75	3″	18.00	21.00

SPEC Book Code	CW increments	CW Min	CW Max	CH increments	CH Min	CH Max	CD increments	CD Min	CD Max
WTR1242RL	No	0.00	0.00	1/4″	39.25	41.75	3″	18.00	21.00
WTR1242RR	No	0.00	0.00	1/4″	39.25	41.75	3″	18.00	21.00
WTR1245LL	No	0.00	0.00	1/4″	42.25	44.75	3″	18.00	21.00
WTR1245LR	No	0.00	0.00	1/4″	42.25	44.75	3″	18.00	21.00
WTR1245RL	No	0.00	0.00	1/4″	42.25	44.75	3″	18.00	21.00
WTR1245RR	No	0.00	0.00	1/4″	42.25	44.75	3″	18.00	21.00
WTR1248LL	No	0.00	0.00	1/4″	45.25	54.00	3″	18.00	21.00
WTR1248LR	No	0.00	0.00	1/4″	45.25	54.00	3″	18.00	21.00
WTR1248RL	No	0.00	0.00	1/4″	45.25	54.00	3″	18.00	21.00
WTR1248RR	No	0.00	0.00	1/4″	45.25	54.00	3″	18.00	21.00
WTSE	1/4″	8.00	96.00	No	0.00	0.00	1/4″	8.00	48.00
WVL2415	No	0.00	0.00	1/4″	12.25	14.75	1/4″	12.25	30.00
WVL2418	No	0.00	0.00	1/4″	15.25	17.75	1/4″	12.25	30.00
WVL2421	No	0.00	0.00	1/4″	18.25	20.75	1/4″	12.25	30.00
WVL2715	1/4″	24.25	26.75	1/4″	12.25	14.75	1/4″	12.25	30.00
WVL2718	1/4″	24.25	26.75	1/4″	15.25	17.75	1/4″	12.25	30.00
WVL2721	1/4″	24.25	26.75	1/4″	18.25	20.75	1/4″	12.25	30.00
WVL3015	1/4″	27.25	29.75	1/4″	12.25	14.75	1/4″	12.25	30.00
WVL3018	1/4″	27.25	29.75	1/4″	15.25	17.75	1/4″	12.25	30.00
WVL3021	1/4″	27.25	29.75	1/4″	18.25	20.75	1/4″	12.25	30.00
WVL3315	1/4″	30.25	32.75	1/4″	12.25	14.75	1/4″	12.25	30.00
WVL3318	1/4″	30.25	32.75	1/4″	15.25	17.75	1/4″	12.25	30.00
WVL3321	1/4″	30.25	32.75	1/4″	18.25	20.75	1/4″	12.25	30.00
WVL3615	1/4″	33.25	35.75	1/4″	12.25	14.75	1/4″	12.25	30.00
WVL3618	1/4″	33.25	35.75	1/4″	15.25	17.75	1/4″	12.25	30.00
WVL3621	1/4″	33.25	35.75	1/4″	18.25	20.75	1/4″	12.25	30.00
WWS2430	No	0.00	0.00	1/4″	30.25	48.00	1/4″	9.00	30.00
WWS3030	No	0.00	0.00	1/4″	30.25	48.00	1/4″	9.00	30.00
WWS3630	No	0.00	0.00	1/4″	30.25	48.00	1/4″	9.00	30.00
WWX1212	No	0.00	0.00	No	0.00	0.00	1/4″	6.00	18.00
WWX1212 L or R	No	0.00	0.00	No	0.00	0.00	1/4″	12.25	18.00
WWX1515	No	0.00	0.00	No	0.00	0.00	1/4″	6.00	18.00
WWX1515 L or R	No	0.00	0.00	No	0.00	0.00	1/4″	12.25	18.00
WWX1818	No	0.00	0.00	No	0.00	0.00	1/4″	6.00	18.00
WWX2121	No	0.00	0.00	No	0.00	0.00	1/4″	6.00	18.00
WWX2424	No	0.00	0.00	No	0.00	0.00	1/4″	6.00	18.00

Notes

TRADITIONAL COLLECTION

Model	Maple	Rustic Alder	Cherry
AFE-CBL-RH3 5″ x 10″ x 10″	2250	2522	2703
AFE-CBL-RH4 6″ x 12 1/2″ x 12 1/2″	2593	2918	3116

Model	Maple	Rustic Alder	Cherry
AFE-CBL-RS3 5″ x 10″ x 10″	2091	2334	2493
AFE-CBL-RS4 6″ x 12 1/2″ x 12 1/2″	2465	2757	2947

Model	Maple	Rustic Alder	Cherry
AFE-CBL-TB1 3 3/8″ x 5″ x 8 5/8″	1119	1231	1310
AFE-CBL-TB2 4 1/2″ x 5 5/8″ x 11 3/4″	1355	1506	1597
AFE-CBL-TB3 5 1/2″ x 8 1/4″ x 16″	2257	2531	2709
AFE-CBL-TB4 6 1/2″ x 10″ x 22″	4039	4576	4925

Model	Maple	Rustic Alder	Cherry
AFE-CBL-TRH2 4 1/2″ x 5 3/4″ x 10″	1343	1495	1586

Model	Maple	Rustic Alder	Cherry
AFE-CBL-ANC24 6 1/2″ x 7 1/2″ x 24″	3285	3721	3989

Model	Maple	Rustic Alder	Cherry
AFE-CBL-ANF24 6 1/2″ x 7 1/2″ x 24″	3116	3522	3782

Model	Maple	Rustic Alder	Cherry
AFE-CBL-TR5 8 5/8″ x 9 1/4″ x 21 5/8″	4041	4580	4928
AFE-CBL-TR6 8 1/2″ x 6 1/2″ x 21 1/2″	3510	3966	4256

Model	Maple	Rustic Alder	Cherry
AFE-CBL-TR0 2 1/2″ x 2 1/4″ x 4 3/8″	592	635	664
AFE-CBL-TR1 4″ x 3″ x 8 1/8″	1015	1118	1177
AFE-CBL-TR2 5 1/8″ x 4″ x 12 1/2″	1323	1465	1556
AFE-CBL-TR3 4 3/4″ x 5 1/2″ x 9 1/2″	1323	1465	1556
AFE-CBL-TR4 5 3/4″ x 6 1/2″ x 14 1/2″	1873	2084	2223

Model	Maple	Rustic Alder	Cherry
AFE-CBL-ML3 4″ x 3 1/4″ x 8″	1045	1157	1229
AFE-CBL-ML4 6″ x 4 3/4″ x 12″	1399	1551	1650
AFE-CBL-ML5 8″ x 5 5/8″ x 14″	1832	2046	2185

Notes below apply to all products in the sections above.

- Dimensions are shown as width x depth x height.
- Alder will be used for Rustic Alder.
- All ornate details are hand-carved.
- Not available in Walnut.
- All finishes and techniques are available.

corbels

Model	Maple	Rustic Alder	Cherry
AFE-CBL-PNC2 4 3/4″ x 5″ x 9 1/2″	1628	1823	1941
AFE-CBL-PNC3 6 1/8″ x 6 1/2″ x 13 1/4″	2288	2572	2761
AFE-CBL-PNC4 7 1/2″ x 7 3/4″ x 15 3/8″	2846	3220	3460

Model	Maple	Rustic Alder	Cherry
AFE-CBL-PN2 4 3/4″ x 5″ x 9 1/2″	1112	1225	1294
AFE-CBL-PN3 6 1/8″ x 6 1/2″ x 13 1/4″	1592	1763	1884
AFE-CBL-PN4 7 1/2″ x 7 3/4″ x 15 3/8″	1981	2213	2362
AFE-CBL-PN5 14″ x 7 3/4″ x 15 3/8″	3298	3714	3983

Model	Maple	Rustic Alder	Cherry
AFE-BRC2 2 3/4″ x 6 1/2″ x 10″	982	1075	1145
AFE-BRC3 3 1/2″ x 8″ x 12″	1120	1232	1303
AFE-BRC4 4″ x 9 1/8″ x 14″	1317	1450	1537
AFE-BRC5 6 1/2″ x 12″ x 10″	1771	1956	2072

Model	Maple	Rustic Alder	Cherry
AFE-BRB2 4 1/4″ x 8 1/4″ x 11 3/4″	1291	1425	1513
AFE-BRB3 5″ x 10″ x 14″	1493	1644	1753
AFE-BRB4 5 1/2″ x 11 3/8″ x 16 3/8″	1730	1914	2035

Model	Maple	Rustic Alder	Cherry
AFE-CBL-BR1 3 5/8″ x 4 1/2″ x 9″	1018	1120	1180
AFE-CBL-BR2 5 3/8″ x 6 3/4″ x 13 3/8″	1363	1513	1603
AFE-CBL-BR3 6 1/4″ x 7 1/2″ x 18″	1981	2213	2363

Model	Maple	Rustic Alder	Cherry
AFE-CBL-WBR2 5 1/2″ x 5″ x 9″	1072	1185	1253
AFE-CBL-WBR3 7 1/8″ x 6 3/4″ x 13 1/8″	1833	2046	2185

Model	Maple	Rustic Alder	Cherry
AFE-CBL-NBR1 3 1/2″ x 5″ x 8 1/2″	980	1071	1141
AFE-CBL-NBR2 4 3/8″ x 7 1/2″ x 14″	1631	1812	1934

Model	Maple	Rustic Alder	Cherry
AFE-CBL-TCY1 5″ x 4″ x 9″	1210	1342	1421
AFE-CBL-TCY2 6 1/2″ x 5 1/4″ x 12″	1805	2019	2158

Model	Maple	Rustic Alder	Cherry
AFE-CBL-NH1 2 5/8″ x 2 1/2″ x 5 1/4″	823	894	946
AFE-CBL-NH2 3 3/4″ x 3 3/8″ x 9″	1247	1379	1467

Notes below apply to all products in the sections above.

- Dimensions are shown as width x depth x height.
- Alder will be used for Rustic Alder.
- All ornate details are hand-carved.
- Not available in Walnut.
- All finishes and techniques are available.

Model	Maple	Rustic Alder	Cherry
AFE-CBL-ACF3 5 1/2″ x 5 1/2″ x 20 3/4″	2791	3146	3387

Model	Maple	Rustic Alder	Cherry
AFE-CBL-TRP1 4 1/2″ x 1 7/8″ x 10″	739	800	830
AFE-CBL-TRP2 6″ x 2 1/2″ x 13 3/4″	1146	1258	1338
AFE-CBL-TRP3 7″ x 3 1/4″ x 21 1/2″	1434	1586	1686
AFE-CBL-TRP4 7 1/2″ x 3 1/2″ x 26 1/2″	1683	1866	1987

Model	Maple	Rustic Alder	Cherry
AFE-CBL-AC1 4 1/2″ x 1 7/8″ x 10″	948	1038	1098
AFE-CBL-AC2 6″ x 2 1/2″ x 13 3/4″	1559	1732	1852
AFE-CBL-AC3 7″ x 3 1/4″ x 21 1/2″	2010	2253	2412
AFE-CBL-AC4 7 1/2″ x 3 1/2″ x 26 1/2″	2326	2610	2801

Model	Maple	Rustic Alder	Cherry
AFE-CBL-NA1 3 1/2″ x 5″ x 9″	1258	1390	1481
AFE-CBL-NA2 4 3/4″ x 7 7/8″ x 13 3/4″	2201	2474	2653
AFE-CBL-NA3 6 3/4″ x 9″ x 21 1/8″	3774	4282	4611

Model	Maple	Rustic Alder	Cherry
AFE-CBL-FRA1 4″ x 3″ x 8″	1085	1197	1267
AFE-CBL-FRA2 5 1/4″ x 4″ x 12 1/2″	1323	1465	1556
AFE-CBL-FRA3 6 1/8″ x 5 1/2″ x 15″	1868	2082	2222

Model	Maple	Rustic Alder	Cherry
AFE-CBL-FR1 4″ x 3″ x 8″	1015	1118	1177
AFE-CBL-FR2 5 1/4″ x 4″ x 12 1/2″	1282	1416	1504
AFE-CBL-FR3 6 1/8″ x 5 1/2″ x 15″	1757	1956	2093

Model	Maple	Rustic Alder	Cherry
AFE-CBL-VN1 4 1/4″ x 3 5/16″ x 8″	1016	1118	1177
AFE-CBL-VN2 5 1/4″ x 4 1/2″ x 12″	1325	1466	1557
AFE-CBL-VN3 6 1/2″ x 5 1/2″ x 14″	1800	2001	2131

Model	Maple	Rustic Alder	Cherry
AFE-CBL-CM1 3 3/4″ x 3 3/8″ x 8″	1114	1228	1307
AFE-CBL-CM2 5 1/4″ x 5″ x 12″	1495	1665	1768
AFE-CBL-CM3 5 3/4″ x 6 1/2″ x 14″	1931	2164	2313

Notes below apply to all products in the sections above.

- Dimensions are shown as width x depth x height.
- Alder will be used for Rustic Alder.
- All ornate details are hand-carved.
- Not available in Walnut.
- All finishes and techniques are available.

corbels

Model	Maple	Rustic Alder	Cherry
AFE-CBL-FF1 4″ x 4″ x 8″	1047	1158	1230
AFE-CBL-FF2 5″ x 5 1/4″ x 11″	1425	1577	1687
AFE-CBL-FF3 5 3/4″ x 6 1/4″ x 14″	1968	2202	2352

AFE-CBL-FLT1 4″ x 3 1/4″ x 7 7/8″	1016	1118	1177
AFE-CBL-FLT2 5 1/8″ x 4″ x 12 5/8″	1353	1504	1594

AFE-CBL-SH1 4 1/4″ x 4 1/4″ x 7″	1089	1200	1271
AFE-CBL-SH2 5 1/2″ x 5 1/2″ x 10 1/2″	1633	1827	1944
AFE-CBL-SH3 7″ x 7 5/8″ x 13 1/8″	2115	2369	2538

AFE-CBL-FA1 3 1/2″ x 4 1/2″ x 8″	1247	1379	1468
AFE-CBL-FA2 4 1/2″ x 6 1/4″ x 11 3/8″	1824	2037	2175

Notes below apply to all products in the sections above.

- Dimensions are shown as width x depth x height.
- Alder will be used for Rustic Alder.
- All ornate details are hand-carved.
- Not available in Walnut.
- All finishes and techniques are available.

Model	Maple	Rustic Alder	Cherry
AFE-CBL-FH2 3 1/2″ x 3″ x 8″	1114	1228	1306
AFE-CBL-FH3 5 1/4″ x 3 3/4″ x 12 1/2″	1491	1663	1763
AFE-CBL-FH4 6″ x 5 1/4″ x 14 1/2″	1967	2201	2351

AFE-CBL-GR1 4 3/4″ x 5″ x 10″	1491	1663	1763
AFE-CBL-GR2 5 1/2″ x 7″ x 14″	2000	2244	2405
AFE-CBL-GR3 7 1/4″ x 8 3/4″ x 26 1/2″	5189	5888	6327

AFE-CBL-OB1 4 1/2″ x 4″ x 7 1/2″	1385	1537	1640
AFE-CBL-OB2 7″ x 6″ x 12″	2417	2729	2919

AFE-CBL-GB1 4 1/2″ x 4″ x 7 3/8″	1385	1537	1640
AFE-CBL-GB2 7″ x 6″ x 12″	2417	2729	2919

AFE-CBL-OL1 4 3/4″ x 5″ x 10″	1491	1663	1763
AFE-CBL-OL2 5 5/8″ x 6 7/8″ x 14″	2000	2244	2405
AFE-CBL-OL3 7 1/4″ x 8 3/4″ x 26 1/2″	5189	5888	6327

Model	Maple	Rustic Alder	Cherry
AFE-CBL-NOL1 1 3/4″ x 4 1/2″ x 12″	1139	1250	1332
AFE-CBL-NOL2 2″ x 5 1/2″ x 16″	1325	1467	1557
AFE-CBL-NOL3 2″ x 6 3/4″ x 22 1/8″	1833	2046	2185

AFE-CBL-WA2 5″ x 3″ x 8″	1067	1177	1249
AFE-CBL-WA3 6 7/8″ x 4 1/4″ x 12 1/8″	1524	1696	1798
AFE-CBL-WA4 7 5/8″ x 7″ x 15″	2326	2610	2798

AFE-FB2 1 3/4″ x 7 3/4″ x 10″	591	633	662
AFE-FB3 1 3/4″ x 9 1/2″ x 12 1/2″	681	732	763
AFE-FB4 1 3/4″ x 11″ x 14 3/8″	732	792	832

MODERN CLASSIC COLLECTION

AFE-CBL-EGF1 7 1/2″ x 8″ x 16 1/4″	5210	5911	6388

- Extended lead times may apply.

AFE-CBL-EGF2 9 1/2″ x 8 1/2″ x 19 3/8″	5974	6786	7321

- Extended lead times may apply.

Model	Maple	Rustic Alder	Cherry
AFE-CBL-DLP 9 1/2″ x 8 1/8″ x 19″	5275	5974	6453

- Extended lead times may apply.

AFE-CBL-EWV 8 1/2″ x 8 1/2″ x 17 1/2″	7578	8599	9299

- Extended lead times may apply.

AFE-CBL-AVG 9 1/2″ x 9″ x 17 3/4″	3674	4131	4449

- Extended lead times may apply.

AFE-CBL-NCF 9 3/8″ x 7 5/8″ x 19 5/8″	3705	4181	4500

- Extended lead times may apply.

Notes below apply to all products in the sections above.
- Dimensions are shown as width x depth x height.
- Alder will be used for Rustic Alder.
- All ornate details are hand-carved.
- Not available in Walnut.
- All finishes and techniques are available.

corbels

Model	Maple	Rustic Alder	Cherry
AFE-CBL-NCS1 7 1/2″ x 8 1/4″ x 13 5/8″	2569	2873	3083

• Extended lead times may apply.

Model	Maple	Rustic Alder	Cherry
AFE-CBL-NCS2 9 1/2″ x 8 1/4″ x 13 3/4″	3272	3687	3955

• Extended lead times may apply.

Model	Maple	Rustic Alder	Cherry
AFE-CBL-NCS3 7 1/2″ x 9 1/4″ x 20″	3236	3622	3891

• Extended lead times may apply.

Model	Maple	Rustic Alder	Cherry
AFE-CBL-NCS4 9 5/8″ x 9 3/8″ x 20″	4160	4688	5036

• Extended lead times may apply.

Notes below apply to all products in the sections above.
• Dimensions are shown as width x depth x height.
• Alder will be used for Rustic Alder.
• All ornate details are hand-carved.
• Not available in Walnut.
• All finishes and techniques are available.

Model	Maple	Rustic Alder	Cherry
AFE-CBL-NPT1 5 3/4″ x 5 1/2″ x 16 3/4″	2223	2488	2668

• Extended lead times may apply.

Model	Maple	Rustic Alder	Cherry
AFE-CBL-NPT2 8 1/2″ x 5 1/2″ x 16 3/4″	3465	3903	4212

• Extended lead times may apply.

Model	Maple	Rustic Alder	Cherry
AFE-CBL-NCC1 5 3/4″ x 5 1/2″ x 16 3/4″	1626	1809	1931

• Extended lead times may apply.

Model	Maple	Rustic Alder	Cherry
AFE-CBL-NCC2 8 1/2″ x 5 1/2″ x 16 3/4″	2421	2705	2895

• Extended lead times may apply.

Model	Maple	Rustic Alder	Cherry
AFE-CBL-GKV1 10 1/8″ x 8 5/8″ x 15 1/2″	5756	6525	7055
AFE-CBL-GKV2 10 1/8″ x 9 1/2″ x 17 1/2″	6113	6945	7503

• Extended lead times may apply.

Model	Maple	Rustic Alder	Cherry
AFE-CBL-NCP1 9 1/2″ x 11 3/4″ x 8 1/4″	5212	5921	6391

• Extended lead times may apply.

AFE-CBL-NCP2 12″ x 11 3/4″ x 8 1/4″	5604	6357	6875

• Extended lead times may apply.

AFE-CBL-NCP3 10 1/2″ x 11 3/4″ x 12″	5458	6177	6665

• Extended lead times may apply.

AFE-CBL-NCP4 13″ x 11 3/4″ x 12″	5892	6684	7212

• Extended lead times may apply.

AFE-CBL-VSV1 6 1/2″ x 9″ x 12″	3061	3446	3715
AFE-CBL-VSV2 8 1/2″ x 9″ x 12″	3814	4310	4639

• Extended lead times may apply.

AFE-CBL-G1 5″ x 5 3/4″ x 20 1/8″	1720	1904	2024

• Extended lead times may apply.

AFE-CBL-G2 8″ x 5 3/4″ x 20 1/8″	2268	2522	2695

• Extended lead times may apply.

Model	Maple	Rustic Alder	Cherry
AFE-CBL-CRF1 5″ x 5 3/4″ x 20 1/8″	2418	2701	2892

• Extended lead times may apply.

AFE-CBL-CRF2 8″ x 5 3/4″ x 20 1/8″	2967	3322	3571

• Extended lead times may apply.

AFE-CBL-F1 5″ x 5 3/4″ x 20 1/8″	2557	2862	3070

• Extended lead times may apply.

AFE-CBL-F2 8″ x 5 3/4″ x 20 1/8″	3313	3720	4001

• Extended lead times may apply.

AFE-CBL-FAS1 7 3/8″ x 6 7/8″ x 8″	1309	1430	1521

• Extended lead times may apply.

Notes below apply to all products in the sections above.
- Dimensions are shown as width x depth x height.
- Alder will be used for Rustic Alder.
- All ornate details are hand-carved.
- Not available in Walnut.
- All finishes and techniques are available.

corbels

Model	Maple	Rustic Alder	Cherry
AFE-CBL-FAS2 10 3/8″ x 6 7/8″ x 8″	1455	1595	1705

• Extended lead times may apply.

AFE-CBL-CR1 7 3/8″ x 10″ x 8″	1503	1646	1754

• Extended lead times may apply.

AFE-CBL-CR2 10 1/4″ x 10″ x 8″	1718	1902	2022

• Extended lead times may apply.

AFE-CBL-CREV1 7 3/8″ x 6 7/8″ x 8″	1379	1521	1612

• Extended lead times may apply.

AFE-CBL-CREV2 10 3/8″ x 6 7/8″ x 8″	1555	1725	1835

• Extended lead times may apply.

AFE-CBL-ECF1 4 1/4″ x 4″ x 5 7/8″	965	1047	1109

• Extended lead times may apply.

AFE-CBL-ECF2 6 1/8″ x 4″ x 7″	1040	1142	1202

• Extended lead times may apply.

AFE-CBL-EW1 4 1/8″ x 5 1/4″ x 5 1/4″	1038	1139	1198

• Extended lead times may apply.

Notes below apply to all products in the sections above.
• Dimensions are shown as width x depth x height.
• Alder will be used for Rustic Alder.
• All ornate details are hand-carved.
• Not available in Walnut.
• All finishes and techniques are available.

Model	Maple	Rustic Alder	Cherry
AFE-CBL-EW2 6 1/8″ x 5 1/4″ x 5 1/4″	1110	1211	1291

• Extended lead times may apply.

AFE-CBL-EP1 4 1/8″ x 5 1/4″ x 5 1/4″	898	971	1018

• Extended lead times may apply.

AFE-CBL-EP2 6 1/8″ x 5 1/4″ x 5 1/4″	928	1011	1071

• Extended lead times may apply.

NEW ART COLLECTION

AFE-CBL-BAN2 9″ x 8″ x 22 1/2″	2677	2992	3202

AFE-CBL-BAW2 9″ x 8″ x 22 1/2″	2677	2992	3202

AFE-CBL-MA2 9″ x 8″ x 22 1/2″	3183	3580	3840

Model	Maple	Rustic Alder	Cherry
AFE-CBL-BAN1 9″ x 8″ x 22 1/2″	2576	2872	3060
AFE-CBL-BAW1 9″ x 8″ x 22 1/2″	2576	2872	3060
AFE-CBL-MA1 9″ x 8″ x 22 1/2″	3076	3450	3699
AFE-CBL-MAT2 4 1/2″ x 8″ x 22 1/2″	2091	2324	2474

Model	Maple	Rustic Alder	Cherry
AFE-CBL-MAT1 4 1/2″ x 8″ x 22 1/2″	2031	2264	2405
AFE-CBL-BAT2 4 1/2″ x 8″ x 22 1/2″	1781	1966	2084
AFE-CBL-BAT1 4 1/2″ x 8″ x 22 1/2″	1723	1906	2024
AFE-CBL-MAT3 4 1/2″ x 8″ x 12 1/4″	1353	1496	1587

Notes below apply to all products in the sections above.

- Dimensions are shown as width x depth x height.
- Alder will be used for Rustic Alder.
- All ornate details are hand-carved.
- Not available in Walnut.
- All finishes and techniques are available.

corbels

Model	Maple	Rustic Alder	Cherry
AFE-CBL-BAT3 4 1/2″ x 8″ x 12 1/4″	1174	1285	1357
AFE-CBL-MA3 9″ x 8″ x 12 1/4″	2031	2264	2415
AFE-CBL-BAW3 9″ x 8″ x 12 1/4″	1723	1907	2025
AFE-CBL-BAN3 9″ x 8″ x 12 1/4″	1723	1907	2025
AFE-CBL-CRMA 8″ x 8″ x 12 1/4″	2794	3139	3368
AFE-CBL-CRBA 8″ x 8″ x 12 1/4″	2545	2862	3070

Model	Maple	Rustic Alder	Cherry
AFE-CBL-CRAR 8″ x 8″ x 12 1/4″	2266	2541	2723

Notes below apply to all products in the sections above.

- Dimensions are shown as width x depth x height.
- Alder will be used for Rustic Alder.
- All ornate details are hand-carved.
- Not available in Walnut.
- All finishes and techniques are available.

TRADITIONAL COLLECTION

Model	Maple	Rustic Alder	Cherry
AFE-APL-A16 16″ x 3 3/8″ x 5/8″	838	911	959
AFE-APL-A20 20″ x 4 1/2″ x 3/4″	931	1014	1073
AFE-APL-A24 24″ x 5 1/2″ x 3/4″	1188	1310	1389
AFE-APL-A32 32″ x 6″ x 7/8″	1417	1567	1659

Model	Maple	Rustic Alder	Cherry
AFE-APL-A7 7″ x 3″ x 5/8″	734	793	833
AFE-APL-A9 9″ x 3 3/4″ x 3/4″	913	1006	1065
AFE-APL-A11 11″ x 4 3/8″ x 3/4″	1174	1306	1387

- Sold in pairs.

Model	Maple	Rustic Alder	Cherry
AFE-APL-AO20 20″ x 4 7/8″ x 3/4″	974	1065	1123
AFE-APL-AO24 24″ x 6″ x 3/4″	1221	1352	1431
AFE-APL-AO32 32″ x 7″ x 7/8″	1463	1614	1714

Model	Maple	Rustic Alder	Cherry
AFE-APL-OR32 32″ x 8″ x 3/4″	1565	1740	1838

Model	Maple	Rustic Alder	Cherry
AFE-APL-OR14 14 1/8″ x 5″ x 3/4″	1257	1389	1480

- Sold in pairs.

Model	Maple	Rustic Alder	Cherry
AFE-APL-SA20 20″ x 4 1/2″ x 3/4″	973	1063	1122
AFE-APL-SA24 24″ x 5″ x 3/4″	1186	1307	1388
AFE-APL-SA32 32″ x 6″ x 7/8″	1417	1567	1659

Model	Maple	Rustic Alder	Cherry
AFE-APL-OL20 20″ x 4 1/2″ x 3/4″	973	1063	1122
AFE-APL-OL24 24″ x 5″ x 7/8″	1186	1307	1388
AFE-APL-OL32 32″ x 5 1/2″ x 1″	1413	1565	1655

Model	Maple	Rustic Alder	Cherry
AFE-APL-O7 7″ x 3 1/2″ x 5/8″	772	844	884
AFE-APL-O9 9″ x 4 1/2″ x 3/4″	915	1007	1066
AFE-APL-O11 11″ x 5 1/2″ x 3/4″	1146	1268	1347

- Sold in pairs.

Model	Maple	Rustic Alder	Cherry
AFE-APL-BEL36 36″ x 6″ x 7/8″	1559	1732	1832
AFE-APL-BEL40 40″ x 7″ x 1″	1830	2022	2160

Notes below apply to all products in the sections above.

- Dimensions are shown as width x height x thickness.
- Alder will be used for Rustic Alder.
- All ornate details are hand-carved.
- Not available in Walnut.
- All finishes and techniques are available.

appliques

Model	Maple	Rustic Alder	Cherry
AFE-APL-G20 20″ x 4 1/2″ x 3/4″	973	1063	1122
AFE-APL-G24 24″ x 5″ x 3/4″	1256	1388	1476
AFE-APL-G32 32″ x 6″ x 7/8″	1457	1611	1709

Model	Maple	Rustic Alder	Cherry
AFE-APL-G7 7″ x 3 1/2″ x 5/8″	801	874	924
AFE-APL-G9 9″ x 4 1/2″ x 3/4″	1014	1126	1196
AFE-APL-G11 11″ x 5″ x 3/4″	1175	1307	1387

• Sold in pairs.

Model	Maple	Rustic Alder	Cherry
AFE-APL-ACP4 11″ x 6″ x 3/4″	1397	1550	1659

• Sold in pairs.

Model	Maple	Rustic Alder	Cherry
AFE-APL-AR14 14″ x 3 1/4″ x 5/8″	836	908	956

Model	Maple	Rustic Alder	Cherry
AFE-COR-AP2 24 7/8″ x 8 1/4″ x 3/4″	1794	2008	2148

• Sold in pairs.

Notes below apply to all products in the sections above.
• Dimensions are shown as width x height x thickness.
• Alder will be used for Rustic Alder.
• All ornate details are hand-carved.
• Not available in Walnut.
• All finishes and techniques are available.

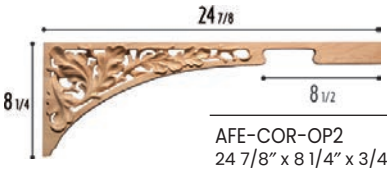

Model	Maple	Rustic Alder	Cherry
AFE-COR-OP2 24 7/8″ x 8 1/4″ x 3/4″	1805	2020	2159

• Sold in pairs.

Model	Maple	Rustic Alder	Cherry
AFE-COR-GP2 24 7/8″ x 8 1/4″ x 3/4″	1805	2020	2159

• Sold in pairs.

Model	Maple	Rustic Alder	Cherry
AFE-APL-VAC8 2 3/4″ x 8″ x 1/2″	734	794	833
AFE-APL-VAC10 3 1/2″ x 10 1/2″ x 1/2″	824	896	948
AFE-APL-VAC12 5″ x 12 1/2″ x 1/2″	898	980	1040
AFE-APL-VAC16 6″ x 15 3/4″ x 3/4″	1163	1284	1364

Model	Maple	Rustic Alder	Cherry
AFE-APL-VA5 2 3/4″ x 5″ x 1/2″	562	604	623
AFE-APL-VA7 3 1/2″ x 7″ x 5/8″	663	713	743
AFE-APL-VA9 4 3/8″ x 9″ x 3/4″	805	877	926

Model	Maple	Rustic Alder	Cherry
AFE-APL-ACC4 9 1/2″ x 11 3/4″ x 3/4″	1613	1805	1926

• Sold in pairs.

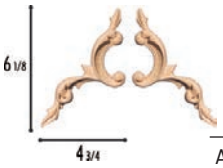

Model	Maple	Rustic Alder	Cherry
AFE-APL-DS3 6 1/8″ x 4 3/4″	773	846	884

• Sold in pairs.

Effective 10/26 Supersedes all prior versions

BACK

Model	Maple	Rustic Alder	Cherry
AFE-APL-CG4 12 1/2″ x 5 1/2″ x 5/8″	1366	1520	1618

• Sold in pairs.

Model	Maple	Rustic Alder	Cherry
AFE-APL-D2 1 7/8″ x 1 7/8″ x 5/8″	353	362	373

Model	Maple	Rustic Alder	Cherry
AFE-APL-D8 8″ x 7/8″ x 5/8″	412	423	432
AFE-APL-D10 10″ x 7/8″ x 5/8″	421	442	454
AFE-APL-D12 12″ x 7/8″ x 5/8″	442	463	473
AFE-APL-D16 16″ x 7/8″ x 5/8″	472	495	503

Model	Maple	Rustic Alder	Cherry
AFE-APL-CA4 12 1/2″ x 5 1/2″ x 5/8″	1327	1480	1567

• Sold in pairs.

Model	Maple	Rustic Alder	Cherry
AFE-APL-CO4 12 1/2″ x 5 1/2″ x 5/8″	1366	1520	1618

• Sold in pairs.

Model	Maple	Rustic Alder	Cherry
AFE-APL-DM20 20″ x 7/8″ x 5/8″	523	554	577
AFE-APL-DM24 24″ x 7/8″ x 5/8″	563	594	614
AFE-APL-DM28 28″ x 7/8″ x 5/8″	575	605	626
AFE-APL-DM32 32″ x 7/8″ x 5/8″	634	675	694

Model	Maple	Rustic Alder	Cherry
AFE-APL-BA24 24″ x 3 1/4″ x 1/2″	1141	1252	1334
AFE-APL-BA38 38″ x 4 1/4″ x 7/8″	1348	1482	1570

Model	Maple	Rustic Alder	Cherry
AFE-APL-BO26 26 1/2″ x 3 1/4″ x 1/2″	1211	1343	1424
AFE-APL-BO40 40″ x 5″ x 7/8″	1467	1620	1710

Model	Maple	Rustic Alder	Cherry
AFE-APL-DRS1 15″ x 14 3/4″ x 1″	2873	3248	3497

Model	Maple	Rustic Alder	Cherry
AFE-APL-DRS2 14 3/4″ x 7 1/4″ x 1″	1424	1576	1686

Model	Maple	Rustic Alder	Cherry
AFE-APL-DRS3 13″ dia. x 7/8″	2839	3214	3464

Model	Maple	Rustic Alder	Cherry
AFE-APL-DRS4 15″ x 11 1/2″ x 1″	2736	3081	3310

Notes below apply to all products in the sections above.

- Dimensions are shown as width x height x thickness.
- Alder will be used for Rustic Alder.
- All ornate details are hand-carved.
- Not available in Walnut.
- All finishes and techniques are available.

appliques

MODERN CLASSIC COLLECTION

DO1 DO2

Model	Maple	Rustic Alder	Cherry
AFE-APL-DO1 3″ x 5 3/8″ x 1/2″	522	543	563
AFE-APL-DO2 3″ x 5 3/8″ x 1/2″	522	543	563

• Extended lead times may apply.

RE1 RE2

Model	Maple	Rustic Alder	Cherry
AFE-APL-RE1 2 1/2″ x 5 3/8″ x 1/2″	551	582	612
AFE-APL-RE2 2 1/2″ x 5 3/8″ x 1/2″	551	582	612

• Extended lead times may apply.

MI1 MI2

Model	Maple	Rustic Alder	Cherry
AFE-APL-MI1 3″ x 5 3/8″ x 1/2″	552	584	612
AFE-APL-MI2 3″ x 5 3/8″ x 1/2″	552	584	612

• Extended lead times may apply.

FA1 FA2

Model	Maple	Rustic Alder	Cherry
AFE-APL-FA1 3 1/4″ x 5 3/4″ x 1/2″	522	545	563
AFE-APL-FA2 3 1/4″ x 5 3/4″ x 1/2″	522	545	563

• Extended lead times may apply.

SO1 SO2

Model	Maple	Rustic Alder	Cherry
AFE-APL-SO1 5 1/2″ x 5 3/8″ x 1/2″	553	585	615
AFE-APL-SO2 5 1/2″ x 5 3/8″ x 1/2″	553	585	615

• Extended lead times may apply.

Notes below apply to all products in the sections above.
- Dimensions are shown as width x height x thickness.
- Alder will be used for Rustic Alder.
- All ornate details are hand-carved.
- Not available in Walnut.
- All finishes and techniques are available.

TE1 TE2

Model	Maple	Rustic Alder	Cherry
AFE-APL-TE1 5 1/4″ x 7 1/4″ x 1/2″	626	668	697
AFE-APL-TE2 5 1/4″ x 7 1/4″ x 1/2″	626	668	697

• Extended lead times may apply.

LA1 LA2

Model	Maple	Rustic Alder	Cherry
AFE-APL-LA1 4 3/8″ x 4 7/8″ x 1/2″	552	584	614
AFE-APL-LA2 4 3/8″ x 4 7/8″ x 1/2″	552	584	614

• Extended lead times may apply.

DO3 DO4

Model	Maple	Rustic Alder	Cherry
AFE-APL-DO3 6 3/4″ x 12″ x 1/2″	763	815	853
AFE-APL-DO4 6 3/4″ x 12″ x 1/2″	763	815	853

• Extended lead times may apply.

RE3 RE4

Model	Maple	Rustic Alder	Cherry
AFE-APL-RE3 5 5/8″ x 12″ x 1/2″	829	892	940
AFE-APL-RE4 5 5/8″ x 12″ x 1/2″	829	892	940

• Extended lead times may apply.

MI3

MI4

Model	Maple	Rustic Alder	Cherry
AFE-APL-MI3 6 3/4″ x 12″ x 1/2″	830	893	945
AFE-APL-MI4 6 3/4″ x 12″ x 1/2″	830	893	945

• Extended lead times may apply.

AFE-APL-PL1 5 3/8″ x 5 3/8″ x 1″	754	805	846

• Extended lead times may apply.

AFE-APL-PL2 5 3/8″ x 5 3/8″ x 1″	754	805	846

• Extended lead times may apply.

AFE-APL-LF1 4 1/4″ x 4 1/4″ x 3/4″	662	703	743
AFE-APL-LF2 5 3/8″ x 5 3/8″ x 1″	713	774	805

• Extended lead times may apply.

AFE-APL-PS1 4 1/4″ x 4 1/4″ x 3/4″	623	663	693
AFE-APL-PS2 5 3/8″ x 5 3/8″ x 1″	684	726	765

• Extended lead times may apply.

AFE-APL-ADR1 4 1/4″ x 4 1/4″ x 3/4″	623	663	693
AFE-APL-ADR2 5 1/2″ x 5 1/2″ x 1″	684	726	766

• Extended lead times may apply.

Notes below apply to all products in the sections above.
- Dimensions are shown as width x height x thickness.
- Alder will be used for Rustic Alder.
- All ornate details are hand-carved.
- Not available in Walnut.
- All finishes and techniques are available.

mouldings

TRADITIONAL COLLECTION

Model	Maple	Rustic Alder	Cherry
AFE-MLD-GF48 48″ x 3 1/2″ x 3/4″	2008	2239	2389

Model	Maple	Rustic Alder	Cherry
AFE-MLD-G48 48″ x 3″ x 3/4″	1518	1670	1779

Model	Maple	Rustic Alder	Cherry
AFE-MLD-O48 48″ x 3″ x 3/4″	1587	1757	1860

Model	Maple	Rustic Alder	Cherry
AFE-MLD-AC48 48″ x 3″ x 3/4″	1448	1599	1689

Model	Maple	Rustic Alder	Cherry
AFE-MLD-LK1 96″ x 1 3/8″ x 3/4″	1017	1100	1149
AFE-MLD-LK2 96″ x 1 5/8″ x 3/4″	1081	1163	1222

Model	Maple	Rustic Alder	Cherry
AFE-MLD-R1 96″ x 1 3/8″ x 3/4″	1047	1131	1179
AFE-MLD-R2 96″ x 1 5/8″ x 3/4″	1119	1212	1272

Model	Maple	Rustic Alder	Cherry
AFE-MLD-F1 96″ x 1 1/2″ x 3/4″	1188	1290	1360
AFE-MLD-F2 96″ x 2″ x 3/4″	1261	1374	1443

Notes below apply to all products in the sections above.

- Dimensions are shown as length x height x thickness.
- Alder will be used for Rustic Alder.
- All ornate details are hand-carved.
- Not available in Walnut.
- All finishes and techniques are available.

Model	Maple	Rustic Alder	Cherry
AFE-MLD-FL2 96″ x 2″ x 3/4″	1121	1215	1276
AFE-MLD-FL3 96″ x 3″ x 3/4″	1230	1342	1411
AFE-MLD-FL4 96″ x 4″ x 3/4″	1518	1668	1756
AFE-MLD-FL5 96″ x 5″ x 3/4″	1752	1928	2036
AFE-MLD-FL6 96″ x 6″ x 3/4″	1860	2053	2173

MODERN CLASSIC COLLECTION

Model	Maple	Rustic Alder	Cherry
AFE-MLD-NC1 48″ x 5/8″ x 1 1/4″	485	496	507

- Extended lead times may apply.

Model	Maple	Rustic Alder	Cherry
AFE-MLD-NC2 48″ x 3/4″ x 1 1/4″	485	496	507

- Extended lead times may apply.

Model	Maple	Rustic Alder	Cherry
AFE-MLD-NC3 48″ x 1 1/16″ x 1 1/4″	525	547	554

- Extended lead times may apply.

Model	Maple	Rustic Alder	Cherry
AFE-MLD-NC4 48″ x 2″ x 2 1/4″	589	609	631

- Extended lead times may apply.

Model	Maple	Rustic Alder	Cherry
AFE-MLD-NC5 48″ x 2″ x 4 7/8″	759	797	828

- Extended lead times may apply.

Model	Maple	Rustic Alder	Cherry
AFE-MLD-NC6 48" x 4 1/4" x 1 7/8"	745	788	819

• Extended lead times may apply.

Model	Maple	Rustic Alder	Cherry
AFE-MLD-NC7 48" x 6 3/4" x 1 3/4"	866	926	956

• Extended lead times may apply.

Model	Maple	Rustic Alder	Cherry
AFE-MLD-NC8 48" x 8 3/4" x 2 3/16"	1523	1665	1754
AFE-MLD-NC9 48" x 8 3/4" x 3"	1736	1908	2019

• Extended lead times may apply.

Model	Maple	Rustic Alder	Cherry
AFE-MLD-NC10 48" x 8 3/4" x 1 5/16"	1261	1364	1434
AFE-MLD-NC11 48" x 8 3/4" x 2"	1494	1616	1705

• Extended lead times may apply.

Model	Maple	Rustic Alder	Cherry
AFE-MLD-EC 48" x 3 1/2" x 1 1/4"	1628	1802	1913

• Extended lead times may apply.

Model	Maple	Rustic Alder	Cherry
AFE-MLD-GK1 48" x 4 1/2" x 1/8"	1627	1802	1911

• Extended lead times may apply.

Model	Maple	Rustic Alder	Cherry
AFE-MLD-GK2 48" x 6" x 1"	1399	1522	1613

• Extended lead times may apply.

Model	Maple	Rustic Alder	Cherry
AFE-MLD-DT 50" x 7" x 1 1/4"	1539	1683	1782

• Extended lead times may apply.

Model	Maple	Rustic Alder	Cherry
AFE-MLD-DTB 50" x 3" x 1 1/4"	1580	1752	1863

• Extended lead times may apply.

Model	Maple	Rustic Alder	Cherry
AFE-MLD-AD1 48" x 4 1/2" x 1 3/8"	2536	2839	3049

• Extended lead times may apply.

Model	Maple	Rustic Alder	Cherry
AFE-MLD-AD2 48" x 6" x 1 1/4"	3211	3606	3875

• Extended lead times may apply.

Model	Maple	Rustic Alder	Cherry
AFE-MLD-AD3 48" x 3 1/2" x 1 1/2"	2257	2520	2700

• Extended lead times may apply.

Notes below apply to all products in the sections above.
- Dimensions are shown as length x height x thickness.
- Alder will be used for Rustic Alder.
- All ornate details are hand-carved.
- Not available in Walnut.
- All finishes and techniques are available.

mouldings

Model	Maple	Rustic Alder	Cherry
AFE-MLD-AD4 48″ x 5 3/8″ x 2″	2657	2972	3181
• Extended lead times may apply.			
AFE-MLD-AD5 48″ x 3 5/8″ x 1 1/4″	2257	2519	2700
• Extended lead times may apply.			
AFE-MLD-AD6 48″ x 1 7/8″ x 1 1/4″	1371	1512	1602
• Extended lead times may apply.			
AFE-MLD-AV1 50″ x 2 5/8″ x 4 1/2″	3093	3431	3660
• Extended lead times may apply.			
AFE-MLD-AV3 3 3/4″ x 3 3/4″ x 2 5/8″	709	771	800
• Extended lead times may apply.			
AFE-MLD-AV2 50″ x 2 1/2″ x 4 1/2″	2468	2733	2912
• Extended lead times may apply.			
AFE-MLD-AV4 3 3/4″ x 3 1/2″ x 2 1/2″	709	771	800
• Extended lead times may apply.			

Notes below apply to all products in the sections above.
- Dimensions are shown as length x height x thickness.
- Alder will be used for Rustic Alder.
- All ornate details are hand-carved.
- Not available in Walnut.
- All finishes and techniques are available.

Model	Maple	Rustic Alder	Cherry
AFE-MLD-BAV1 50″ x 2 3/4″ x 4 1/2″	2518	2783	2964
• Extended lead times may apply.			
AFE-MLD-BAV2 5 1/4″ x 3 1/2″ x 2 3/4″	710	771	800
• Extended lead times may apply.			
AFE-MLD-AVD 50″ x 1 1/2″ x 1 1/4″	743	786	816
• Extended lead times may apply.			
AFE-MLD-RD 48″ x 5 1/2″ x 1 1/2″	1540	1683	1782
• Extended lead times may apply.			
AFE-MLD-SH 48″ x 4 1/2″ x 1″	1907	2120	2259
• Extended lead times may apply.			
AFE-MLD-EW 48″ x 5 1/2″ x 2 1/4″	1911	2125	2264
• Extended lead times may apply.			
AFE-MLD-ED 48″ x 5″ x 2″	1961	2174	2314
• Extended lead times may apply.			

Model	Maple	Rustic Alder	Cherry

AFE-MLD-DED 48" x 5 1/2" x 2 1/2"	2290	2544	2713

- Extended lead times may apply.

AFE-MLD-W 48" x 6" x 1 1/4"	3490	3927	4225

- Extended lead times may apply.

NEW ART COLLECTION

AFE-MLD-AR 95 5/8" x 7 1/8" x 2 1/2"	5032	5669	6091

AFE-MLD-B-TORUS 96" x 6 3/8" x 2"	2121	2325	2454

AFE-MLD-B-SCOTI 96" x 6 3/8" x 2"	2121	2325	2454

MULTIPLICITY COLLECTION

AFE-MLD-CS 96" x 7 1/16" x 1 1/8"	2798	3114	3324

- Extended lead times may apply.

Model	Maple	Rustic Alder	Cherry



AFE-MLD-CSC 96" x 7 1/16" x 1 1/8"	3684	4122	4421

- Extended lead times may apply.

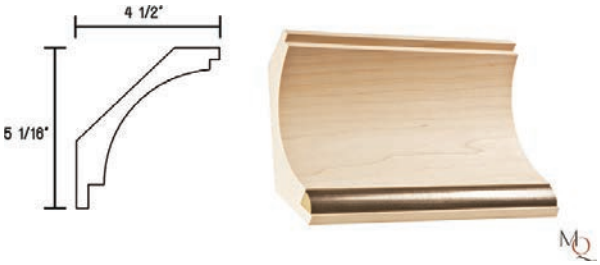

AFE-MLD-CC 96" x 6 3/4" x 1 7/8"	1934	2118	2237

- Extended lead times may apply.

AFE-MLD-B 96" x 8" x 1"	1288	1389	1450

- Extended lead times may apply.

AFE-MLD-LV 96" x 2" x 1 3/4"	1046	1090	1131

- Extended lead times may apply.

Notes below apply to all products in the sections above.
- Dimensions are shown as length x height x thickness.
- Alder will be used for Rustic Alder.
- All ornate details are hand-carved.
- Not available in Walnut.
- All finishes and techniques are available.

mouldings & inlays

Model	Maple	Rustic Alder	Cherry
AFE-MLD-C 96″ x 4 1/2″ x 1 3/8″	1336	1438	1499

- Extended lead times may apply.

Model	Maple	Rustic Alder	Cherry
AFE-MLD-CR 96″ x 3 1/2″ x 1 1/16″	1267	1347	1409

- Extended lead times may apply.

Notes below apply to all products in the sections above.
- Dimensions are shown as length x height x thickness.
- Alder will be used for Rustic Alder.
- All ornate details are hand-carved.
- Not available in Walnut.
- All finishes and techniques are available.

INLAYS

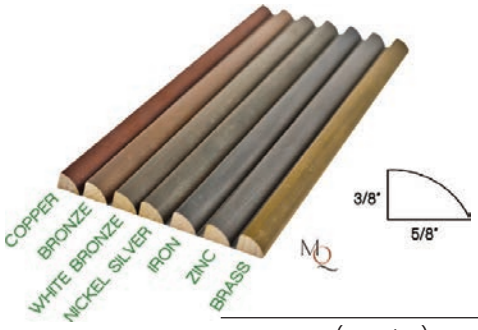

Model	Maple	Rustic Alder	Cherry
AFE-INL-QR (Wooden) 96″ x 5/8″ x 3/8″	644	666	675
AFE-INL-QRM (Metalized) 96″ x 5/8″ x 3/8″	1211	1282	1294

- Extended lead times may apply.
- Specify metallic finish if applicable.

Color	Code
Copper	AFECO
Bronze	AFEBZ
White Bronze	AFEWB
Nickel Silver	AFENI
Iron	AFEIR
Zinc	AFEZI
Brass	AFEBR



Model	Maple	Rustic Alder	Cherry
AFE-INL-R (Wooden) 96″ x 5/8″ x 1/4″	644	666	675
AFE-INL-RM (Metalized) 96″ x 5/8″ x 1/4″	1211	1282	1294

- Extended lead times may apply.
- Specify metallic finish if applicable.

Color	Code
Copper	AFECO
Bronze	AFEBZ
White Bronze	AFEWB
Nickel Silver	AFENI
Iron	AFEIR
Zinc	AFEZI
Brass	AFEBR

TRADITIONAL COLLECTION

Model	Maple	Rustic Alder	Cherry
AFE-ISL-MAC3 6″ x 4″ x 35″	3345	3782	4049

Model	Maple	Rustic Alder	Cherry
AFE-ISL-LAC3 8″ x 7 1/2″ x 36 1/2″	7237	8228	8866

Model	Maple	Rustic Alder	Cherry
AFE-ISL-AN35 8″ x 17 3/4″ x 35 1/2″	4748	5338	5714

Model	Maple	Rustic Alder	Cherry
AFE-ISL-FRA2 7 3/4″ x 6″ x 36″	3093	3490	3730
AFE-ISL-FRA2L 7 3/4″ x 6″ x 42″	3415	3830	4100

Model	Maple	Rustic Alder	Cherry
AFE-ISL-FR2 7 3/4″ x 6″ x 36″	3025	3400	3649
AFE-ISL-FR2L 7 3/4″ x 6″ x 42″	3345	3762	4023

Model	Maple	Rustic Alder	Cherry
AFE-ISL-SH2 7 1/2″ x 7 1/2″ x 36″	3242	3659	3916
AFE-ISL-SH2L 7 1/2″ x 7 1/2″ x 42″	3566	4011	4290

Notes below apply to all products in the sections above.

- Dimensions are shown as width x depth x height.
- Alder will be used for Rustic Alder.
- All ornate details are hand-carved.
- Not available in Walnut.
- All finishes and techniques are available.

island posts

Model	Maple	Rustic Alder	Cherry
AFE-ISL-TR2 7 3/4″ x 6″ x 36″	3025	3400	3649
AFE-ISL-TR2L 7 3/4″ x 6″ x 42″	3345	3762	4023

MODERN CLASSIC COLLECTION

AFE-ISL-CRL 10 1/4″ x 10″ x 35″	5366	5996	6415

- Extended lead times may apply.

AFE-ISL-CRS 7 3/8″ x 10″ x 35″	4619	5137	5476

- Extended lead times may apply.

Notes below apply to all products in the sections above.
- Dimensions are shown as width x depth x height.
- Alder will be used for Rustic Alder.
- All ornate details are hand-carved.
- Not available in Walnut.
- All finishes and techniques are available.

Model	Maple	Rustic Alder	Cherry
AFE-ISL-CREL 10 3/8″ x 6 7/8″ x 35″	5443	6104	6552

- Extended lead times may apply.

AFE-ISL-CRES 7 3/8″ x 6 7/8″ x 35″	4468	4987	5356

- Extended lead times may apply.

AFE-ISL-FL 10 3/8″ x 6 7/8″ x 35″	4288	4787	5115

- Extended lead times may apply.

AFE-ISL-FS 7 3/8″ x 6 7/8″ x 35″	3563	3949	4219

- Extended lead times may apply.

Model	Maple	Rustic Alder	Cherry
AFE-ISL-NCCL 12″ x 11 3/4″ x 35″	9370	10527	11295

- Extended lead times may apply.

Model	Maple	Rustic Alder	Cherry
AFE-ISL-NCCS 9 1/2″ x 11 3/4″ x 35″	7940	8923	9591

- Extended lead times may apply.

Model	Maple	Rustic Alder	Cherry
AFE-ISL-NCPL 12″ x 11 3/4″ x 35″	10417	11723	12611

- Extended lead times may apply.

Model	Maple	Rustic Alder	Cherry
AFE-ISL-NCPS 9 1/2″ x 11 3/4″ x 35″	8538	9602	10329

- Extended lead times may apply.

Model	Maple	Rustic Alder	Cherry
AFE-ISL-NCP4 13″ x 11 3/4″ x 35″	8473	9499	10177

- Extended lead times may apply.

Model	Maple	Rustic Alder	Cherry
AFE-ISL-VSV2 10″ x 9″ x 35″	7009	7802	8350

- Extended lead times may apply.

Model	Maple	Rustic Alder	Cherry
AFE-ISL-GRI1 13 1/2″ x 6 3/4″ x 35″	5114	5676	6044

- Extended lead times may apply.

Model	Maple	Rustic Alder	Cherry
AFE-ISL-GRI2 13 1/2″ x 6 3/4″ x 35″	5253	5835	6225

- Extended lead times may apply.

Model	Maple	Rustic Alder	Cherry
AFE-ISL-GRI3 13 1/2″ x 6 3/4″ x 35″	6556	7289	7788

- Extended lead times may apply.

Notes below apply to all products in the sections above.
- Dimensions are shown as width x depth x height.
- Alder will be used for Rustic Alder.
- All ornate details are hand-carved.
- Not available in Walnut.
- All finishes and techniques are available.

island posts

Model	Maple	Rustic Alder	Cherry
AFE-ISL-GK1 15 3/4″ x 7 7/8″ x 35″	5867	6535	6984

• Extended lead times may apply.

AFE-ISL-NCE 12 3/4″ x 6 3/4″ x 35″	6016	6707	7175

• Extended lead times may apply.

AFE-ISL-GR 10 1/4″ x 6 1/2″ x 35″	5232	5812	6199

• Extended lead times may apply.

AFE-ISL-DLP 9 1/2″ x 8 1/8″ x 35″	6938	7780	8338

• Extended lead times may apply.

Notes below apply to all products in the sections above.
• Dimensions are shown as width x depth x height.
• Alder will be used for Rustic Alder.
• All ornate details are hand-carved.
• Not available in Walnut.
• All finishes and techniques are available.

Model	Maple	Rustic Alder	Cherry
AFE-ISL-EGF2 9 1/2″ x 8 1/2″ x 35″	8216	9199	9868

• Extended lead times may apply.

AFE-ISL-AVG 9 1/2″ x 9″ x 35″	5760	6421	6871

• Extended lead times may apply.

AFE-ISL-NCS2 9 1/2″ x 8 1/4″ x 35″	5198	5779	6167

• Extended lead times may apply.

NEW ART COLLECTION

AFE-ISL-BAW2 9″ x 8″ x 35 1/2″	4181	4688	5016

Model	Maple	Rustic Alder	Cherry
AFE-ISL-MA2 9″ x 8″ x 35 1/2″	4946	5565	5964
AFE-ISL-BAN2 9″ x 8″ x 35 1/2″	4150	4647	4965
AFE-ISL-BAW1 9″ x 8″ x 35 1/2″	4010	4488	4797
AFE-ISL-MA1 9″ x 8″ x 35 1/2″	4818	5424	5814

Model	Maple	Rustic Alder	Cherry
AFE-ISL-BAN1 9″ x 8″ x 35 1/2″	4010	4488	4797
AFE-ISL-MAT2 4 1/2″ x 8″ x 35 1/2″	3213	3587	3840
AFE-ISL-MAT1 4 1/2″ x 8″ x 35 1/2″	3134	3490	3730

Notes below apply to all products in the sections above.

- Dimensions are shown as width x depth x height.
- Alder will be used for Rustic Alder.
- All ornate details are hand-carved.
- Not available in Walnut.
- All finishes and techniques are available.

island posts

Model	Maple	Rustic Alder	Cherry
AFE-ISL-BAT2 4 1/2″ x 8″ x 35 1/2″	2716	3011	3211

AFE-ISL-BAT1 4 1/2″ x 8″ x 35 1/2″	2648	2930	3111

Notes below apply to all products in the sections above.

- Dimensions are shown as width x depth x height.
- Alder will be used for Rustic Alder.
- All ornate details are hand-carved.
- Not available in Walnut.
- All finishes and techniques are available.

TRADITIONAL COLLECTION

Model	Maple	Rustic Alder	Cherry
AFE-MTL-G0 44″ x 5 7/8″ x 3 1/2″	4003	4539	4888
AFE-MTL-G1 60″ x 5 7/8″ x 3 1/4″	4986	5654	6082

Model	Maple	Rustic Alder	Cherry
AFE-MTL-FOL2 40″ x 8″ x 1 3/4″	3311	3746	4014
AFE-MTL-FOL3 52 3/4″ x 8″ x 1 3/4″	4067	4604	4953

Model	Maple	Rustic Alder	Cherry
AFE-MTL-O0 44″ x 5 7/8″ x 3 1/2″	4003	4539	4888
AFE-MTL-O1 60″ x 5 7/8″ x 3 1/4″	4986	5654	6082

Model	Maple	Rustic Alder	Cherry
AFE-MTL-A0 44″ x 5 7/8″ x 3 1/2″	4003	4539	4888
AFE-MTL-A1 60″ x 5 7/8″ x 3 1/4″	4986	5654	6082

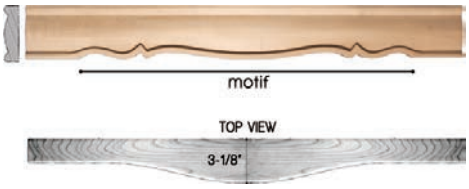

Model	Maple	Rustic Alder	Cherry
AFE-MTL-P0 44″ x 5 7/8″ x 3 1/8″	3485	3942	4229
AFE-MTL-P1 60″ x 5 7/8″ x 3 1/8″	4458	5046	5424

Model	Maple	Rustic Alder	Cherry
AFE-MTL-LF3 56″ x 7 7/8″ x 1 3/4″	5509	6259	6738

Model	Maple	Rustic Alder	Cherry
AFE-MTL-FAC2 48″ x 5 7/8″ x 1 7/8″	2462	2776	2967

Model	Maple	Rustic Alder	Cherry
AFE-MTL-EXT1 48″ x 5 7/8″ x 1 1/2″	1249	1361	1440

Model	Maple	Rustic Alder	Cherry
AFE-MTL-FAL2 40″ x 8″ x 1 3/4″	3311	3746	4014
AFE-MTL-FAL3 52 3/4″ x 8″ x 1 3/4″	4067	4604	4953

Notes below apply to all products in the sections above.

- Dimensions are shown as length x height x thickness.
- Alder will be used for Rustic Alder.
- All ornate details are hand-carved.
- Not available in Walnut.
- All finishes and techniques are available.

mantels

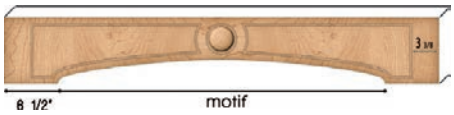

Model	Maple	Rustic Alder	Cherry
AFE-MTL-FP2 40″ x 8″ x 1 3/4″	2346	2621	2801
AFE-MTL-FP3 52 3/4″ x 8″ x 1 3/4″	2850	3207	3427

Model	Maple	Rustic Alder	Cherry
AFE-MTL-FGR1 40″ x 8″ x 1 3/4″	3311	3746	4014
AFE-MTL-FGR2 52 3/4″ x 8″ x 1 3/4″	4067	4604	4953

Model	Maple	Rustic Alder	Cherry
AFE-MTL-BEL48 48″ x 9″ x 1 3/8″	3161	3556	3816
AFE-MTL-BEL54 54″ x 10″ x 1 3/8″	3429	3865	4133

Model	Maple	Rustic Alder	Cherry
AFE-MTL-S2 49″ x 6″ x 3 1/4″	3279	3706	3976

Model	Maple	Rustic Alder	Cherry
AFE-EXT-S2 49″ x 6″ x 1 3/4″	1290	1412	1493

Model	Maple	Rustic Alder	Cherry
AFE-MTL-FLT2 49″ x 6″ x 3 1/4″	3419	3865	4154

Model	Maple	Rustic Alder	Cherry
AFE-EXT-FLT2 49″ x 6″ x 1 3/4″	1567	1730	1840

Notes below apply to all products in the sections above.

- Dimensions are shown as length x height x thickness.
- Alder will be used for Rustic Alder.
- All ornate details are hand-carved.
- Not available in Walnut.
- All finishes and techniques are available.

TRADITIONAL COLLECTION

Model	Maple	Rustic Alder	Cherry
AFE-CRN-OR27 2 3/4" x 2 3/4" x 27"	1332	1473	1562
AFE-CRN-OR28.5 2 3/4" x 2 3/4" x 28 1/2"	1342	1495	1586
AFE-CRN-OR28 2 3/4" x 2 3/4" x 28 5/16"	1333	1474	1564
AFE-CRN-OR29 2 3/4" x 2 3/4" x 29 1/8"	1363	1516	1607
AFE-CRN-OR30 2 3/4" x 2 3/4" x 30"	1364	1518	1607
AFE-CRN-OR34 2 3/4" x 2 3/4" x 34 1/2"	1527	1690	1800
AFE-CRN-OR36 2 3/4" x 2 3/4" x 36"	1528	1691	1801
AFE-CRN-OR42 2 3/4" x 2 3/4" x 42 1/8"	1732	1906	2025
AFE-CRN-OR84 2 3/4" x 2 3/4" x 84"	2755	3059	3259
AFE-CRN-OR90 2 3/4" x 2 3/4" x 90"	2899	3223	3433
AFE-CRN-OR96 2 3/4" x 2 3/4" x 96"	3154	3528	3759

Model	Maple	Rustic Alder	Cherry
AFE-CRN-AC27 2 3/4" x 2 3/4" x 27"	1332	1473	1562
AFE-CRN-AC28.5 2 3/4" x 2 3/4" x 28 1/2"	1342	1495	1586
AFE-CRN-AC28 2 3/4" x 2 3/4" x 28 5/16"	1333	1474	1564
AFE-CRN-AC29 2 3/4" x 2 3/4" x 29 1/8"	1363	1516	1607
AFE-CRN-AC30 2 3/4" x 2 3/4" x 30"	1364	1518	1607
AFE-CRN-AC34 2 3/4" x 2 3/4" x 34 1/2"	1527	1690	1800
AFE-CRN-AC36 2 3/4" x 2 3/4" x 36"	1528	1691	1801
AFE-CRN-AC42 2 3/4" x 2 3/4" x 42 1/8"	1732	1906	2025
AFE-CRN-AC84 2 3/4" x 2 3/4" x 84"	2755	3059	3259
AFE-CRN-AC90 2 3/4" x 2 3/4" x 90"	2899	3223	3433
AFE-CRN-AC96 2 3/4" x 2 3/4" x 96"	3154	3528	3759

Model	Maple	Rustic Alder	Cherry
AFE-CRN-ACR27 2 3/4" x 2 3/4" x 27"	1332	1473	1562
AFE-CRN-ACR28.5 2 3/4" x 2 3/4" x 28 1/2"	1342	1495	1586
AFE-CRN-ACR28 2 3/4" x 2 3/4" x 28 5/16"	1333	1474	1564
AFE-CRN-ACR29 2 3/4" x 2 3/4" x 29 1/8"	1363	1516	1607
AFE-CRN-ACR30 2 3/4" x 2 3/4" x 30"	1364	1518	1607
AFE-CRN-ACR34 2 3/4" x 2 3/4" x 34 1/2"	1527	1690	1800
AFE-CRN-ACR36 2 3/4" x 2 3/4" x 36"	1528	1691	1801
AFE-CRN-ACR42 2 3/4" x 2 3/4" x 42 1/8"	1732	1906	2025
AFE-CRN-ACR84 2 3/4" x 2 3/4" x 84"	2755	3059	3259
AFE-CRN-ACR90 2 3/4" x 2 3/4" x 90"	2899	3223	3433
AFE-CRN-ACR96 2 3/4" x 2 3/4" x 96"	3154	3528	3759

Model	Maple	Rustic Alder	Cherry
AFE-CRN-ACC27 2 3/4" x 2 3/4" x 27"	1361	1513	1602
AFE-CRN-ACC28.5 2 3/4" x 2 3/4" x 28 1/2"	1372	1524	1624
AFE-CRN-ACC28 2 3/4" x 2 3/4" x 28 5/16"	1363	1516	1603
AFE-CRN-ACC29 2 3/4" x 2 3/4" x 29 1/8"	1402	1556	1654
AFE-CRN-ACC30 2 3/4" x 2 3/4" x 30"	1403	1557	1655
AFE-CRN-ACC34 2 3/4" x 2 3/4" x 34 1/2"	1557	1729	1830
AFE-CRN-ACC36 2 3/4" x 2 3/4" x 36"	1558	1730	1831
AFE-CRN-ACC42 2 3/4" x 2 3/4" x 42 1/8"	1773	1957	2074
AFE-CRN-ACC84 2 3/4" x 2 3/4" x 84"	2785	3100	3308
AFE-CRN-ACC90 2 3/4" x 2 3/4" x 90"	2928	3265	3484
AFE-CRN-ACC96 2 3/4" x 2 3/4" x 96"	3192	3569	3806

Notes below apply to all products in the sections above.

- Dimensions are shown as width x depth x height.
- Alder will be used for Rustic Alder.
- All ornate details are hand-carved.
- Not available in Walnut.
- All finishes and techniques are available.

corner posts

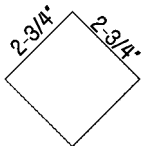

Model	Maple	Rustic Alder	Cherry
AFE-CRN-GR27 2 3/4″ x 2 3/4″ x 27″	1332	1473	1562
AFE-CRN-GR28.5 2 3/4″ x 2 3/4″ x 28 1/2″	1342	1495	1586
AFE-CRN-GR28 2 3/4″ x 2 3/4″ x 28 5/16″	1333	1474	1564
AFE-CRN-GR29 2 3/4″ x 2 3/4″ x 29 1/8″	1363	1516	1607
AFE-CRN-GR30 2 3/4″ x 2 3/4″ x 30″	1364	1518	1607
AFE-CRN-GR34 2 3/4″ x 2 3/4″ x 34 1/2″	1557	1729	1830
AFE-CRN-GR36 2 3/4″ x 2 3/4″ x 36″	1558	1730	1831
AFE-CRN-GR42 2 3/4″ x 2 3/4″ x 42 1/8″	1732	1906	2025
AFE-CRN-GR84 2 3/4″ x 2 3/4″ x 84″	2822	3149	3348
AFE-CRN-GR90 2 3/4″ x 2 3/4″ x 90″	2969	3313	3524
AFE-CRN-GR96 2 3/4″ x 2 3/4″ x 96″	3221	3599	3848

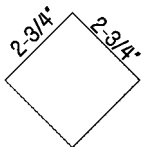

Model	Maple	Rustic Alder	Cherry
AFE-CRN-TR27 2 3/4″ x 2 3/4″ x 27″	1121	1234	1304
AFE-CRN-TR28.5 2 3/4″ x 2 3/4″ x 28 1/2″	1152	1266	1344
AFE-CRN-TR28 2 3/4″ x 2 3/4″ x 28 5/16″	1152	1266	1344
AFE-CRN-TR29 2 3/4″ x 2 3/4″ x 29 1/8″	1194	1316	1396
AFE-CRN-TR30 2 3/4″ x 2 3/4″ x 30″	1195	1317	1397
AFE-CRN-TR34 2 3/4″ x 2 3/4″ x 34 1/2″	1417	1569	1660
AFE-CRN-TR36 2 3/4″ x 2 3/4″ x 36″	1418	1570	1661
AFE-CRN-TR42 2 3/4″ x 2 3/4″ x 42 1/8″	1593	1746	1855
AFE-CRN-TR84 2 3/4″ x 2 3/4″ x 84″	2575	2868	3050
AFE-CRN-TR90 2 3/4″ x 2 3/4″ x 90″	2720	3033	3223
AFE-CRN-TR96 2 3/4″ x 2 3/4″ x 96″	2914	3248	3447

Notes below apply to all products in the sections above.
- Dimensions are shown as width x depth x height.
- Alder will be used for Rustic Alder.
- All ornate details are hand-carved.
- Not available in Walnut.
- All finishes and techniques are available.

Model	Maple	Rustic Alder	Cherry
AFE-CRN-OF27 3″ x 1 1/8″ x 27″	867	936	988
AFE-CRN-OF28.5 3″ x 1 1/8″ x 28 1/2″	908	989	1039
AFE-CRN-OF28 3″ x 1 1/8″ x 28 5/16″	868	939	989
AFE-CRN-OF29 3″ x 1 1/8″ x 29 1/8″	908	989	1040
AFE-CRN-OF30 3″ x 1 1/8″ x 30″	909	989	1040
AFE-CRN-OF34 3″ x 1 1/8″ x 34 1/2″	990	1072	1135
AFE-CRN-OF36 3″ x 1 1/8″ x 36″	1032	1122	1184
AFE-CRN-OF42 3″ x 1 1/8″ x 42 1/8″	1166	1257	1327
AFE-CRN-OF84 3″ x 1 1/8″ x 84″	1830	2001	2102
AFE-CRN-OF90 3″ x 1 1/8″ x 90″	1903	2075	2196
AFE-CRN-OF96 3″ x 1 1/8″ x 96″	2026	2221	2341

Model	Maple	Rustic Alder	Cherry
AFE-CRN-ACF27 3″ x 1 1/8″ x 27″	977	1067	1127
AFE-CRN-ACF28.5 3″ x 1 1/8″ x 28 1/2″	978	1068	1130
AFE-CRN-ACF28 3″ x 1 1/8″ x 28 5/16″	1008	1099	1168
AFE-CRN-ACF29 3″ x 1 1/8″ x 29 1/8″	1008	1099	1168
AFE-CRN-ACF30 3″ x 1 1/8″ x 30″	1008	1100	1169
AFE-CRN-ACF34 3″ x 1 1/8″ x 34 1/2″	1100	1202	1263
AFE-CRN-ACF36 3″ x 1 1/8″ x 36″	1132	1244	1313
AFE-CRN-ACF42 3″ x 1 1/8″ x 42 1/8″	1276	1387	1457
AFE-CRN-ACF84 3″ x 1 1/8″ x 84″	1939	2122	2243
AFE-CRN-ACF90 3″ x 1 1/8″ x 90″	2014	2205	2336
AFE-CRN-ACF96 3″ x 1 1/8″ x 96″	2137	2341	2470

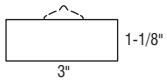

Model	Maple	Rustic Alder	Cherry
AFE-CRN-TRF27 3″ x 1 1/8″ x 27″	837	909	950
AFE-CRN-TRF28.5 3″ x 1 1/8″ x 28 1/2″	838	909	950
AFE-CRN-TRF28 3″ x 1 1/8″ x 28 5/16″	868	939	989
AFE-CRN-TRF29 3″ x 1 1/8″ x 29 1/8″	868	939	989
AFE-CRN-TRF30 3″ x 1 1/8″ x 30″	868	940	989
AFE-CRN-TRF34 3″ x 1 1/8″ x 34 1/2″	960	1043	1093
AFE-CRN-TRF36 3″ x 1 1/8″ x 36″	991	1073	1136
AFE-CRN-TRF42 3″ x 1 1/8″ x 42 1/8″	1137	1228	1288
AFE-CRN-TRF84 3″ x 1 1/8″ x 84″	1801	1963	2073
AFE-CRN-TRF90 3″ x 1 1/8″ x 90″	1874	2047	2157
AFE-CRN-TRF96 3″ x 1 1/8″ x 96″	1996	2180	2299

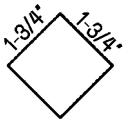

Model	Maple	Rustic Alder	Cherry
AFE-CRN-SOR27 1 3/4″ x 1 3/4″ x 27″	1112	1225	1294
AFE-CRN-SOR28.5 1 3/4″ x 1 3/4″ x 28 1/2″	1144	1256	1335
AFE-CRN-SOR28 1 3/4″ x 1 3/4″ x 28 5/16″	1144	1256	1335
AFE-CRN-SOR29 1 3/4″ x 1 3/4″ x 29 1/8″	1152	1277	1345
AFE-CRN-SOR30 1 3/4″ x 1 3/4″ x 30″	1155	1277	1345
AFE-CRN-SOR34 1 3/4″ x 1 3/4″ x 34 1/2″	1267	1398	1478
AFE-CRN-SOR36 1 3/4″ x 1 3/4″ x 36″	1267	1399	1480
AFE-CRN-SOR42 1 3/4″ x 1 3/4″ x 42 1/8″	1410	1543	1633
AFE-CRN-SOR84 1 3/4″ x 1 3/4″ x 84″	2309	2552	2712
AFE-CRN-SOR90 1 3/4″ x 1 3/4″ x 90″	2412	2687	2856
AFE-CRN-SOR96 1 3/4″ x 1 3/4″ x 96″	2574	2848	3027

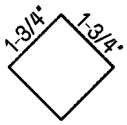

Model	Maple	Rustic Alder	Cherry
AFE-CRN-STR28 1 3/4″ x 1 3/4″ x 28 1/2″	1144	1256	1335
AFE-CRN-STR34 1 3/4″ x 1 3/4″ x 34 1/2″	1236	1359	1438
AFE-CRN-STR84 1 3/4″ x 1 3/4″ x 84″	2238	2474	2623
AFE-CRN-STR90 1 3/4″ x 1 3/4″ x 90″	2343	2597	2764
AFE-CRN-STR96 1 3/4″ x 1 3/4″ x 96″	2466	2740	2910

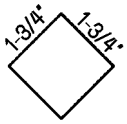

Model	Maple	Rustic Alder	Cherry
AFE-CRN-SAC27 1 3/4″ x 1 3/4″ x 27″	1142	1253	1335
AFE-CRN-SAC28.5 1 3/4″ x 1 3/4″ x 28 1/2″	1184	1305	1385
AFE-CRN-SAC28 1 3/4″ x 1 3/4″ x 28 5/16″	1184	1305	1385
AFE-CRN-SAC29 1 3/4″ x 1 3/4″ x 29 1/8″	1194	1316	1396
AFE-CRN-SAC30 1 3/4″ x 1 3/4″ x 30″	1195	1316	1397
AFE-CRN-SAC34 1 3/4″ x 1 3/4″ x 34 1/2″	1306	1438	1528
AFE-CRN-SAC36 1 3/4″ x 1 3/4″ x 36″	1306	1438	1529
AFE-CRN-SAC42 1 3/4″ x 1 3/4″ x 42 1/8″	1439	1571	1662
AFE-CRN-SAC84 1 3/4″ x 1 3/4″ x 84″	2339	2593	2762
AFE-CRN-SAC90 1 3/4″ x 1 3/4″ x 90″	2451	2716	2886
AFE-CRN-SAC96 1 3/4″ x 1 3/4″ x 96″	2604	2897	3079

Notes below apply to all products in the sections above.

- Dimensions are shown as width x depth x height.
- Alder will be used for Rustic Alder.
- All ornate details are hand-carved.
- Not available in Walnut.
- All finishes and techniques are available.

corner posts



Model	Maple	Rustic Alder	Cherry
AFE-CRN-SS30 1 3/4" x 1 3/4" x 30"	587	617	638
AFE-CRN-SS48 1 3/4" x 1 3/4" x 48"	818	857	887
AFE-CRN-SS96 1 3/4" x 1 3/4" x 96"	1361	1454	1512

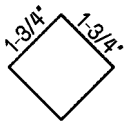

Model	Maple	Rustic Alder	Cherry
AFE-CRN-LT48 1 3/4" x 1 3/4" x 48"	1094	1176	1236
AFE-CRN-LT96 1 3/4" x 1 3/4" x 96"	1878	2052	2152

Model	Maple	Rustic Alder	Cherry
AFE-CRN-SL30 2 3/4" x 2 3/4" x 30"	687	738	768
AFE-CRN-SL48 2 3/4" x 2 3/4" x 48"	1042	1112	1164
AFE-CRN-SL96 2 3/4" x 2 3/4" x 96"	1839	1992	2102

Model	Maple	Rustic Alder	Cherry
AFE-CRN-RA 2 3/4" x 2 3/4" x 34 1/2"	1557	1729	1830

Notes below apply to all products in the sections above.

- Dimensions are shown as width x depth x height.
- Alder will be used for Rustic Alder.
- All ornate details are hand-carved.
- Not available in Walnut.
- All finishes and techniques are available.

MODERN CLASSIC COLLECTION

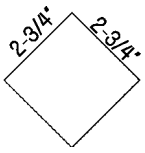

Model	Maple	Rustic Alder	Cherry
AFE-CRN-AV26 2 3/4" x 2 3/4" x 26 1/4"	1917	2152	2299
AFE-CRN-AV32 2 3/4" x 2 3/4" x 32 1/4"	2102	2355	2526
AFE-CRN-AV42 2 3/4" x 2 3/4" x 42"	2468	2754	2942

- Extended lead times may apply.

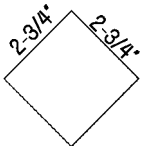

Model	Maple	Rustic Alder	Cherry
AFE-CRN-AV34 2 3/4" x 2 3/4" x 34 1/2"	2183	2447	2626
AFE-CRN-AV40 2 3/4" x 2 3/4" x 40 1/2"	2426	2710	2900

- Extended lead times may apply.

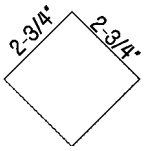

Model	Maple	Rustic Alder	Cherry
AFE-CRN-GK26 2 3/4" x 2 3/4" x 26 1/4"	1332	1473	1562
AFE-CRN-GK32 2 3/4" x 2 3/4" x 32 1/4"	1504	1678	1785
AFE-CRN-GK42 2 3/4" x 2 3/4" x 42"	1873	2074	2204

- Extended lead times may apply.

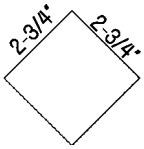

Model	Maple	Rustic Alder	Cherry
AFE-CRN-GK34 2 3/4" x 2 3/4" x 34 1/2"	1595	1757	1878
AFE-CRN-GK40 2 3/4" x 2 3/4" x 40 1/2"	1839	2024	2164

- Extended lead times may apply.

Notes below apply to all products in the sections above.
- Dimensions are shown as width x depth x height.
- Alder will be used for Rustic Alder.
- All ornate details are hand-carved.
- Not available in Walnut.
- All finishes and techniques are available.

corner posts

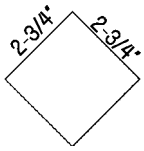

Model	Maple	Rustic Alder	Cherry
AFE-CRN-AD26 2 3/4" x 2 3/4" x 26 1/4"	1469	1633	1732
AFE-CRN-AD32 2 3/4" x 2 3/4" x 32 1/4"	1644	1837	1958
AFE-CRN-AD42 2 3/4" x 2 3/4" x 42"	2051	2275	2424

- Extended lead times may apply.

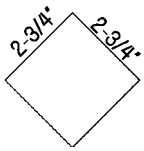

Model	Maple	Rustic Alder	Cherry
AFE-CRN-AD34 2 3/4" x 2 3/4" x 34 1/4"	1736	1919	2059
AFE-CRN-AD40 2 3/4" x 2 3/4" x 40 1/2"	1980	2183	2332

- Extended lead times may apply.

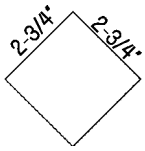

Model	Maple	Rustic Alder	Cherry
AFE-CRN-NCS26 2 3/4" x 2 3/4" x 26 1/4"	1569	1751	1873
AFE-CRN-NCS32 2 3/4" x 2 3/4" x 32 1/4"	1753	1958	2085
AFE-CRN-NCS42 2 3/4" x 2 3/4" x 42"	2150	2393	2554

- Extended lead times may apply.

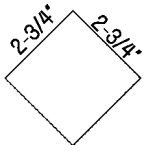

Model	Maple	Rustic Alder	Cherry
AFE-CRN-NCS34 2 3/4" x 2 3/4" x 34 1/2"	1835	2048	2188
AFE-CRN-NCS40 2 3/4" x 2 3/4" x 40 1/2"	2078	2313	2462

- Extended lead times may apply.

Notes below apply to all products in the sections above.
- Dimensions are shown as width x depth x height.
- Alder will be used for Rustic Alder.
- All ornate details are hand-carved.
- Not available in Walnut.
- All finishes and techniques are available.

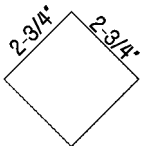



Model	Maple	Rustic Alder	Cherry
AFE-CRN-AB26 2 3/4" x 2 3/4" x 26 1/4"	1748	1950	2079
AFE-CRN-AB32 2 3/4" x 2 3/4" x 32 1/4"	1893	2117	2265
AFE-CRN-AB42 2 3/4" x 2 3/4" x 42"	2328	2595	2773

- Extended lead times may apply.

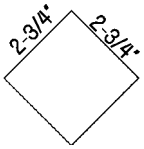

Model	Maple	Rustic Alder	Cherry
AFE-CRN-AB34 2 3/4" x 2 3/4" x 34 1/2"	2015	2249	2407
AFE-CRN-AB40 2 3/4" x 2 3/4" x 40 1/2"	2258	2512	2681

- Extended lead times may apply.

Model	Maple	Rustic Alder	Cherry
AFE-BS-CRN-2S 3 1/4" x 3 1/4" x 8 3/4"	858	940	989
AFE-BS-CRN-4S 3 7/8" x 3 7/8" x 8 3/4"	860	944	991

- Extended lead times may apply.

NEW ART COLLECTION

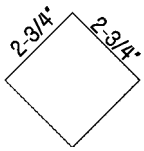

Model	Maple	Rustic Alder	Cherry
AFE-CRN-R226 2 3/4" x 2 3/4" x 26"	1052	1152	1213
AFE-CRN-R228 2 3/4" x 2 3/4" x 28"	1063	1166	1235
AFE-CRN-R232 2 3/4" x 2 3/4" x 32"	1126	1238	1307
AFE-CRN-R235 2 3/4" x 2 3/4" x 35 1/2"	1271	1401	1481
AFE-CRN-R242 2 3/4" x 2 3/4" x 42"	1523	1677	1776
AFE-CRN-R284 2 3/4" x 2 3/4" x 84"	2575	2868	3050
AFE-CRN-R290 2 3/4" x 2 3/4" x 90"	2700	3004	3194
AFE-CRN-R296 2 3/4" x 2 3/4" x 96"	2885	3210	3407

Notes below apply to all products in the sections above.
- Dimensions are shown as width x depth x height.
- Alder will be used for Rustic Alder.
- All ornate details are hand-carved.
- Not available in Walnut.
- All finishes and techniques are available.

corner posts

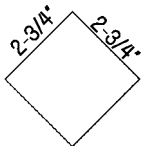

Model	Maple	Rustic Alder	Cherry
AFE-CRN-D226 2 3/4" x 2 3/4" x 26"	1082	1194	1263
AFE-CRN-D228 2 3/4" x 2 3/4" x 28"	1093	1204	1276
AFE-CRN-D232 2 3/4" x 2 3/4" x 32"	1156	1268	1347
AFE-CRN-D235 2 3/4" x 2 3/4" x 35 1/2"	1318	1452	1540
AFE-CRN-D242 2 3/4" x 2 3/4" x 42"	1585	1737	1836
AFE-CRN-D284 2 3/4" x 2 3/4" x 84"	2664	2959	3158
AFE-CRN-D290 2 3/4" x 2 3/4" x 90"	2801	3114	3324
AFE-CRN-D296 2 3/4" x 2 3/4" x 96"	2984	3317	3538

Model	Maple	Rustic Alder	Cherry
AFE-CRN-T226 2 3/4" x 2 3/4" x 26"	1111	1223	1292
AFE-CRN-T228 2 3/4" x 2 3/4" x 28"	1135	1245	1326
AFE-CRN-T232 2 3/4" x 2 3/4" x 32"	1196	1318	1398
AFE-CRN-T235 2 3/4" x 2 3/4" x 35 1/2"	1347	1491	1590
AFE-CRN-T242 2 3/4" x 2 3/4" x 42"	1633	1798	1906
AFE-CRN-T284 2 3/4" x 2 3/4" x 84"	2755	3069	3268
AFE-CRN-T290 2 3/4" x 2 3/4" x 90"	2899	3223	3433
AFE-CRN-T296 2 3/4" x 2 3/4" x 96"	3092	3438	3667

Notes below apply to all products in the sections above.
- Dimensions are shown as width x depth x height.
- Alder will be used for Rustic Alder.
- All ornate details are hand-carved.
- Not available in Walnut.
- All finishes and techniques are available.

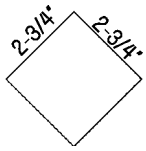



Model	Maple	Rustic Alder	Cherry
AFE-CRN-B226 2 3/4" x 2 3/4" x 26"	1052	1152	1213
AFE-CRN-B228 2 3/4" x 2 3/4" x 28"	1063	1166	1235
AFE-CRN-B232 2 3/4" x 2 3/4" x 32"	1126	1238	1307
AFE-CRN-B235 2 3/4" x 2 3/4" x 35 1/2"	1271	1401	1481
AFE-CRN-B242 2 3/4" x 2 3/4" x 42"	1523	1677	1776
AFE-CRN-B284 2 3/4" x 2 3/4" x 84"	2575	2868	3050
AFE-CRN-B290 2 3/4" x 2 3/4" x 90"	2700	3004	3194
AFE-CRN-B296 2 3/4" x 2 3/4" x 96"	2885	3210	3407



Model	Maple	Rustic Alder	Cherry
AFE-CRN-M226 2 3/4" x 2 3/4" x 26"	1011	1104	1174
AFE-CRN-M228 2 3/4" x 2 3/4" x 28"	1025	1123	1185
AFE-CRN-M232 2 3/4" x 2 3/4" x 32"	1088	1198	1268
AFE-CRN-M235 2 3/4" x 2 3/4" x 35 1/2"	1249	1372	1452
AFE-CRN-M242 2 3/4" x 2 3/4" x 42"	1474	1616	1716
AFE-CRN-M284 2 3/4" x 2 3/4" x 84"	2476	2740	2911
AFE-CRN-M290 2 3/4" x 2 3/4" x 90"	2601	2895	3076
AFE-CRN-M296 2 3/4" x 2 3/4" x 96"	2775	3088	3278

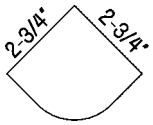

Model	Maple	Rustic Alder	Cherry
AFE-CRN-MA226 2 3/4" x 2 3/4" x 26"	1052	1152	1213
AFE-CRN-MA228 2 3/4" x 2 3/4" x 28"	1063	1166	1235
AFE-CRN-MA232 2 3/4" x 2 3/4" x 32"	1126	1238	1307
AFE-CRN-MA235 2 3/4" x 2 3/4" x 35 1/2"	1271	1401	1481
AFE-CRN-MA242 2 3/4" x 2 3/4" x 42"	1523	1677	1776
AFE-CRN-MA284 2 3/4" x 2 3/4" x 84"	2575	2868	3050
AFE-CRN-MA290 2 3/4" x 2 3/4" x 90"	2700	3004	3194
AFE-CRN-MA296 2 3/4" x 2 3/4" x 96"	2885	3210	3407

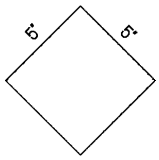

Model	Maple	Rustic Alder	Cherry
AFE-CRN-R535 5" x 5" x 35 1/2"	2451	2764	2955
AFE-CRN-R542 5" x 5" x 42"	3008	3386	3633

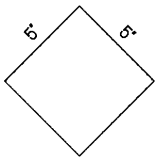

Model	Maple	Rustic Alder	Cherry
AFE-CRN-D535 5" x 5" x 35 1/2"	2550	2865	3076
AFE-CRN-D542 5" x 5" x 42"	3138	3524	3783

Notes below apply to all products in the sections above.

- Dimensions are shown as width x depth x height.
- Alder will be used for Rustic Alder.
- All ornate details are hand-carved.
- Not available in Walnut.
- All finishes and techniques are available.

corner posts

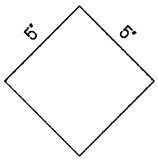

Model	Maple	Rustic Alder	Cherry
AFE-CRN-T535 5" x 5" x 35 1/2"	2760	3093	3313
AFE-CRN-T542 5" x 5" x 42"	3358	3772	4041

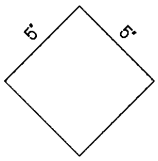

Model	Maple	Rustic Alder	Cherry
AFE-CRN-B535 5" x 5" x 35 1/2"	2550	2865	3055
AFE-CRN-B542 5" x 5" x 42"	3109	3484	3734

Notes below apply to all products in the sections above.

- Dimensions are shown as width x depth x height.
- Alder will be used for Rustic Alder.
- All ornate details are hand-carved.
- Not available in Walnut.
- All finishes and techniques are available.

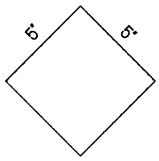

Model	Maple	Rustic Alder	Cherry
AFE-CRN-MR535 5″ x 5″ x 35 1/2″	2451	2735	2925
AFE-CRN-MR542 5″ x 5″ x 42″	2990	3344	3574

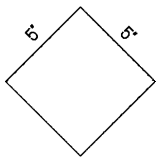

Model	Maple	Rustic Alder	Cherry
AFE-CRN-M535 5″ x 5″ x 35 1/2″	2448	2734	2923
AFE-CRN-M542 5″ x 5″ x 42″	2987	3342	3572

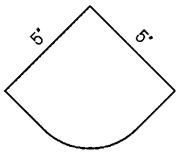

Model	Maple	Rustic Alder	Cherry
AFE-CRN-MAR535 5″ x 5″ x 35 1/2″	2550	2865	3055
AFE-CRN-MAR542 5″ x 5″ x 42″	3109	3484	3734

Notes below apply to all products in the sections above.

- Dimensions are shown as width x depth x height.
- Alder will be used for Rustic Alder.
- All ornate details are hand-carved.
- Not available in Walnut.
- All finishes and techniques are available.

posts

TRADITIONAL COLLECTION

Model	Maple	Rustic Alder	Cherry
AFE-POST-F1 3 1/2" x 3 1/2" x 34 1/2"	1288	1420	1499
AFE-POST-F2 4" x 4" x 34 1/2"	1482	1635	1724
AFE-POST-F3 4 1/2" x 4 1/2" x 34 1/2"	1626	1801	1901

Model	Maple	Rustic Alder	Cherry
AFE-POST-AC1 3 1/2" x 3 1/2" x 34 1/2"	1705	1898	2017
AFE-POST-AC2 4" x 4" x 34 1/2"	2178	2434	2602
AFE-POST-AC3 4 1/2" x 4 1/2" x 34 1/2"	2603	2927	3126

Model	Maple	Rustic Alder	Cherry
AFE-POST-GR1 3 1/2" x 3 1/2" x 34 1/2"	1705	1898	2017
AFE-POST-GR2 4" x 4" x 34 1/2"	2178	2434	2602
AFE-POST-GR3 4 1/2" x 4 1/2" x 34 1/2"	2603	2927	3126

Model	Maple	Rustic Alder	Cherry
AFE-POST-JF1 3 1/2" x 3 1/2" x 34 1/2"	1288	1420	1499
AFE-POST-JF2 4" x 4" x 34 1/2"	1482	1635	1724
AFE-POST-JF3 4 1/2" x 4 1/2" x 34 1/2"	1626	1801	1901

Model	Maple	Rustic Alder	Cherry
AFE-POST-J1 3 1/2" x 3 1/2" x 34 1/2"	1219	1329	1409
AFE-POST-J2 4" x 4" x 34 1/2"	1412	1547	1635
AFE-POST-J3 4 1/2" x 4 1/2" x 34 1/2"	1558	1710	1822

Notes below apply to all products in the sections above.

- Dimensions are shown as width x depth x height.
- Alder will be used for Rustic Alder.
- All ornate details are hand-carved.
- Not available in Walnut.
- All finishes and techniques are available.

Model	Maple	Rustic Alder	Cherry
AFE-POST-RPL1 3 1/2″ x 3 1/2″ x 34 1/2″	1357	1490	1580
AFE-POST-RPL2 4″ x 4″ x 34 1/2″	1553	1705	1812
AFE-POST-RPL3 4 1/2″ x 4 1/2″ x 34 1/2″	1696	1872	1990

Model	Maple	Rustic Alder	Cherry
AFE-POST-RPR1 3 1/2″ x 3 1/2″ x 34 1/2″	1357	1490	1580
AFE-POST-RPR2 4″ x 4″ x 34 1/2″	1553	1705	1812
AFE-POST-RPR3 4 1/2″ x 4 1/2″ x 34 1/2″	1696	1872	1990

Model	Maple	Rustic Alder	Cherry
AFE-POST-R1 3 1/2″ x 3 1/2″ x 34 1/2″	1357	1490	1580
AFE-POST-R2 4″ x 4″ x 34 1/2″	1553	1705	1812
AFE-POST-R3 4 1/2″ x 4 1/2″ x 34 1/2″	1696	1872	1990

Model	Maple	Rustic Alder	Cherry
AFE-POST-A1 3 1/2″ x 3 1/2″ x 34 1/2″	1219	1329	1409
AFE-POST-A2 4″ x 4″ x 34 1/2″	1412	1547	1635
AFE-POST-A3 4 1/2″ x 4 1/2″ x 34 1/2″	1558	1710	1822

Model	Maple	Rustic Alder	Cherry
AFE-POST-B1 3 1/2″ x 3 1/2″ x 34 1/2″	1219	1329	1409
AFE-POST-B2 4″ x 4″ x 34 1/2″	1412	1547	1635
AFE-POST-B3 4 1/2″ x 4 1/2″ x 34 1/2″	1558	1710	1822

Notes below apply to all products in the sections above.

- Dimensions are shown as width x depth x height.
- Alder will be used for Rustic Alder.
- All ornate details are hand-carved.
- Not available in Walnut.
- All finishes and techniques are available.

posts

Model	Maple	Rustic Alder	Cherry
AFE-POST-D1 3 1/2″ x 3 1/2″ x 34 1/2″	1219	1329	1409
AFE-POST-D2 4″ x 4″ x 34 1/2″	1412	1547	1635
AFE-POST-D3 4 1/2″ x 4 1/2″ x 34 1/2″	1558	1710	1822

Model	Maple	Rustic Alder	Cherry
AFE-POST-K1 3 1/2″ x 3 1/2″ x 34 1/2″	1635	1808	1929
AFE-POST-K2 4″ x 4″ x 34 1/2″	2108	2353	2512
AFE-POST-K3 4 1/2″ x 4 1/2″ x 34 1/2″	2393	2678	2867

Notes below apply to all products in the sections above.

- Dimensions are shown as width x depth x height.
- Alder will be used for Rustic Alder.
- All ornate details are hand-carved.
- Not available in Walnut.
- All finishes and techniques are available.

Model	Maple	Rustic Alder	Cherry
AFE-POST-G1 3 1/2″ x 3 1/2″ x 34 1/2″	1219	1329	1409
AFE-POST-G2 4″ x 4″ x 34 1/2″	1412	1547	1635
AFE-POST-G3 4 1/2″ x 4 1/2″ x 34 1/2″	1558	1710	1822

Model	Maple	Rustic Alder	Cherry
AFE-POST-E1 3 1/2″ x 3 1/2″ x 34 1/2″	1219	1329	1409
AFE-POST-E2 4″ x 4″ x 34 1/2″	1412	1547	1635
AFE-POST-E3 4 1/2″ x 4 1/2″ x 34 1/2″	1558	1710	1822

Model	Maple	Rustic Alder	Cherry
AFE-POST-H1 3 1/2″ x 3 1/2″ x 34 1/2″	1219	1329	1409
AFE-POST-H2 4″ x 4″ x 34 1/2″	1412	1547	1635
AFE-POST-H3 4 1/2″ x 4 1/2″ x 34 1/2″	1558	1710	1822

Model	Maple	Rustic Alder	Cherry
AFE-POST-I1 3 1/2" x 3 1/2" x 34 1/2"	1219	1329	1409
AFE-POST-I2 4" x 4" x 34 1/2"	1412	1547	1635
AFE-POST-I3 4 1/2" x 4 1/2" x 34 1/2"	1558	1710	1822

Model	Maple	Rustic Alder	Cherry
AFE-POST-LF1 3 1/2" x 3 1/2" x 34 1/2"	1288	1420	1499
AFE-POST-LF2 4" x 4" x 34 1/2"	1482	1635	1724
AFE-POST-LF3 4 1/2" x 4 1/2" x 34 1/2"	1626	1801	1901

Model	Maple	Rustic Alder	Cherry
AFE-POST-L1 3 1/2" x 3 1/2" x 34 1/2"	1219	1329	1409
AFE-POST-L2 4" x 4" x 34 1/2"	1412	1547	1635
AFE-POST-L3 4 1/2" x 4 1/2" x 34 1/2"	1558	1710	1822

Model	Maple	Rustic Alder	Cherry
AFE-POST-M1 3 1/2" x 3 1/2" x 34 1/2"	1496	1649	1756
AFE-POST-M2 4" x 4" x 34 1/2"	1761	1956	2073
AFE-POST-M3 4 1/2" x 4 1/2" x 34 1/2"	1906	2120	2259

Model	Maple	Rustic Alder	Cherry
AFE-POST-N1 3 1/2" x 3 1/2" x 34 1/2"	1219	1329	1409
AFE-POST-N2 4" x 4" x 34 1/2"	1412	1547	1635
AFE-POST-N3 4 1/2" x 4 1/2" x 34 1/2"	1558	1710	1822

Notes below apply to all products in the sections above.

- Dimensions are shown as width x depth x height.
- Alder will be used for Rustic Alder.
- All ornate details are hand-carved.
- Not available in Walnut.
- All finishes and techniques are available.

posts

Model	Maple	Rustic Alder	Cherry
AFE-POST-O1 3 1/2″ x 3 1/2″ x 34 1/2″	1496	1649	1756
AFE-POST-O2 4″ x 4″ x 34 1/2″	1761	1956	2073
AFE-POST-O3 4 1/2″ x 4 1/2″ x 34 1/2″	1906	2120	2259

MODERN CLASSIC COLLECTION

Model	Maple	Rustic Alder	Cherry
AFE-POST-NCA1 5″ x 5″ x 34 1/2″	2838	3173	3401

- Extended lead times may apply.

Model	Maple	Rustic Alder	Cherry
AFE-POST-NCA2 5″ x 5″ x 34 1/2″	2838	3173	3401

- Extended lead times may apply.

AFE-POST-NCB1 5″ x 5″ x 34 1/2″	2728	3054	3272

- Extended lead times may apply.

AFE-POST-NCB2 5″ x 5″ x 34 1/2″	2728	3054	3272

- Extended lead times may apply.

Notes below apply to all products in the sections above.
- Dimensions are shown as width x depth x height.
- Alder will be used for Rustic Alder.
- All ornate details are hand-carved.
- Not available in Walnut.
- All finishes and techniques are available.

Model	Maple	Rustic Alder	Cherry
AFE-POST-NCC1 5″ x 5″ x 34 1/2″	1933	2137	2265

- Extended lead times may apply.

Model	Maple	Rustic Alder	Cherry
AFE-POST-NCC2 5″ x 5″ x 34 1/2″	1933	2137	2265

- Extended lead times may apply.

Model	Maple	Rustic Alder	Cherry
AFE-POST-NCD1 5″ x 5″ x 34 1/2″	1933	2137	2265

- Extended lead times may apply.

Model	Maple	Rustic Alder	Cherry
AFE-POST-NCD2 5″ x 5″ x 34″	1933	2137	2265

- Extended lead times may apply.

Model	Maple	Rustic Alder	Cherry
AFE-POST-NCE1 5″ x 5″ x 34 1/2″	2798	3133	3362

- Extended lead times may apply.

Notes below apply to all products in the sections above.
- Dimensions are shown as width x depth x height.
- Alder will be used for Rustic Alder.
- All ornate details are hand-carved.
- Not available in Walnut.
- All finishes and techniques are available.

posts

Model	Maple	Rustic Alder	Cherry
AFE-POST-NCE2 5″ x 5″ x 34 1/2″	2798	3133	3362

- Extended lead times may apply.

Model	Maple	Rustic Alder	Cherry
AFE-POST-NCF1 5″ x 5″ x 34 1/2″	2629	2933	3142

- Extended lead times may apply.

Model	Maple	Rustic Alder	Cherry
AFE-POST-NCF2 5″ x 5″ x 34 1/2″	2629	2933	3142

- Extended lead times may apply.

Notes below apply to all products in the sections above.
- Dimensions are shown as width x depth x height.
- Alder will be used for Rustic Alder.
- All ornate details are hand-carved.
- Not available in Walnut.
- All finishes and techniques are available.

TRADITIONAL COLLECTION

Model	Maple	Rustic Alder	Cherry
AFE-LEG-A4 3 1/4″ x 3 1/4″ x 36″	1962	2185	2336

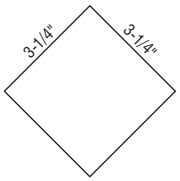

Model	Maple	Rustic Alder	Cherry
AFE-LEG-A1 3 1/4″ x 3 1/4″ x 36″	1326	1458	1549

Model	Maple	Rustic Alder	Cherry
AFE-POST-ACS5 5 3/8″ x 5 3/8″ x 35″	3491	3947	4225

Model	Maple	Rustic Alder	Cherry
AFE-POST-SB5 5 3/8″ x 5 3/8″ x 35″	3002	3377	3628

Model	Maple	Rustic Alder	Cherry
AFE-POST-SP5 5 3/8″ x 5 3/8″ x 35″	2804	3149	3359

Notes below apply to all products in the sections above.

- Dimensions are shown as width x depth x height.
- Alder will be used for Rustic Alder.
- All ornate details are hand-carved.
- Not available in Walnut.
- All finishes and techniques are available.

legs

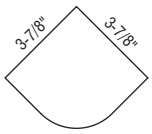

Model	Maple	Rustic Alder	Cherry
AFE-LEG-B3 3 7/8″ x 3 7/8″ x 31 1/2″	2124	2379	2546
AFE-LEG-B4 4 1/4″ x 4 1/4″ x 35 1/2″	2412	2705	2895

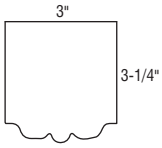

Model	Maple	Rustic Alder	Cherry
AFE-LEG-A2 3″ x 3 1/4″ x 26″	1343	1475	1565
AFE-LEG-A3 3″ x 3 1/4″ x 30 1/2″	1418	1569	1660

Notes below apply to all products in the sections above.
- Dimensions are shown as width x depth x height.
- Alder will be used for Rustic Alder.
- All ornate details are hand-carved.
- Not available in Walnut.
- All finishes and techniques are available.

NEW ART COLLECTION

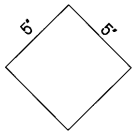

Model	Maple	Rustic Alder	Cherry
AFE-LEG-D5 5″ x 5″ x 35 1/2″	3039	3424	3674

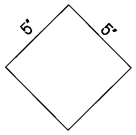

Model	Maple	Rustic Alder	Cherry
AFE-LEG-R5 5″ x 5″ x 35 1/2″	2929	3304	3531

Model	Maple	Rustic Alder	Cherry
AFE-LEG-T5 5″ x 5″ x 35 1/2″	3039	3424	3674

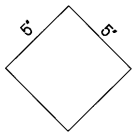

Model	Maple	Rustic Alder	Cherry
AFE-LEG-B5 5″ x 5″ x 35 1/2″	3039	3424	3674

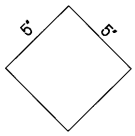

Model	Maple	Rustic Alder	Cherry
AFE-LEG-R7 7″ x 7″ x 35 1/2″	4098	4586	4897

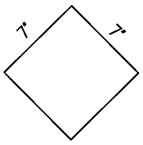



Model	Maple	Rustic Alder	Cherry
AFE-LEG-D7 7″ x 7″ x 35 1/2″	4238	4738	5055

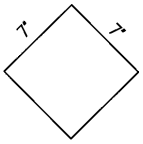

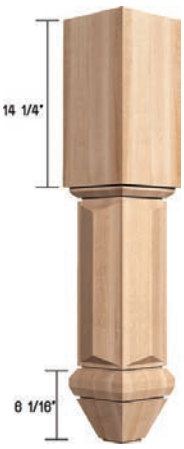

Notes below apply to all products in the sections above.

- Dimensions are shown as width x depth x height.
- Alder will be used for Rustic Alder.
- All ornate details are hand-carved.
- Not available in Walnut.
- All finishes and techniques are available.

legs

MULTIPLICITY COLLECTION



Model	Maple	Rustic Alder	Cherry
AFE-LEG-ORBW29 4 1/2" x 4 1/2" x 29 1/2"	1710	1893	2013
AFE-LEG-ORBW35 4 1/2" x 4 1/2" x 35 1/2"	1887	2092	2221
AFE-LEG-ORBW41 4 1/2" x 4 1/2" x 41 1/2"	2225	2470	2628

- Extended lead times may apply.

Model	Maple	Rustic Alder	Cherry
AFE-LEG-ORBCC29 4 1/2" x 4 1/2" x 29 1/2"	2835	3170	3399
AFE-LEG-ORBCC35 4 1/2" x 4 1/2" x 35 1/2"	3014	3367	3615
AFE-LEG-ORBCC41 4 1/2" x 4 1/2" x 41 1/2"	3348	3744	4025

- Extended lead times may apply.

Model	Maple	Rustic Alder	Cherry
AFE-LEG-ORBCF29 4 1/2" x 4 1/2" x 29 1/2"	2835	3170	3399
AFE-LEG-ORBCF35 4 1/2" x 4 1/2" x 35 1/2"	3014	3367	3615
AFE-LEG-ORBCF41 4 1/2" x 4 1/2" x 41 1/2"	3348	3744	4025

- Extended lead times may apply.

Notes below apply to all products in the sections above.
- Dimensions are shown as width x depth x height.
- Alder will be used for Rustic Alder.
- All ornate details are hand-carved.
- Not available in Walnut.
- All finishes and techniques are available.

NEW ART COLLECTION

Model	Maple	Rustic Alder	Cherry
AFE-POST-IT324 3 1/2" x 3 1/2" x 35 1/2"	1566	1740	1838



Model	Maple	Rustic Alder	Cherry
AFE-POST-IT318 3 1/2" x 3 1/2" x 35 1/2"	1566	1740	1838



Model	Maple	Rustic Alder	Cherry
AFE-POST-IT312 3 1/2" x 3 1/2" x 35 1/2"	1566	1740	1838

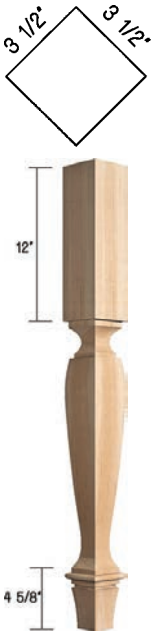

Model	Maple	Rustic Alder	Cherry
AFE-POST-IT38 3 1/2" x 3 1/2" x 35 1/2"	1566	1740	1838

Notes below apply to all products in the sections above.

- Dimensions are shown as width x depth x height.
- Alder will be used for Rustic Alder.
- All ornate details are hand-carved.
- Not available in Walnut.
- All finishes and techniques are available.

italianate posts

Model	Maple	Rustic Alder	Cherry
AFE-POST-IT522 5″ x 5″ x 35 1/2″	2103	2337	2486

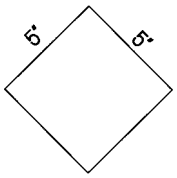

Model	Maple	Rustic Alder	Cherry
AFE-POST-IT512 5″ x 5″ x 35 1/2″	2103	2337	2486

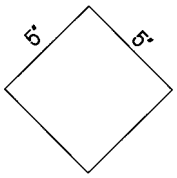

Model	Maple	Rustic Alder	Cherry
AFE-POST-IT518 5″ x 5″ x 35 1/2″	2103	2337	2486

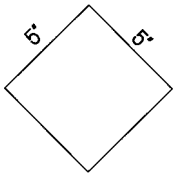

Model	Maple	Rustic Alder	Cherry
AFE-POST-IT58 5″ x 5″ x 35 1/2″	2103	2337	2486

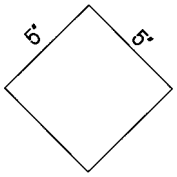

Notes below apply to all products in the sections above.

- Dimensions are shown as width x depth x height.
- Alder will be used for Rustic Alder.
- All ornate details are hand-carved.
- Not available in Walnut.
- All finishes and techniques are available.

Model	Maple	Rustic Alder	Cherry
AFE-POST-IT720 7″ x 7″ x 35 1/2″	3881	4327	4617

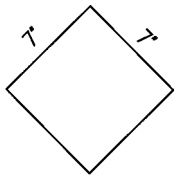

Model	Maple	Rustic Alder	Cherry
AFE-POST-IT718 7″ x 7″ x 35 1/2″	3881	4327	4617

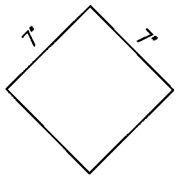

Model	Maple	Rustic Alder	Cherry
AFE-POST-IT712 7″ x 7″ x 35 1/2″	3881	4327	4617

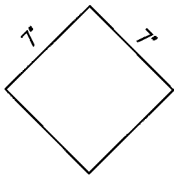

Model	Maple	Rustic Alder	Cherry
AFE-POST-IT79 7″ x 7″ x 35 1/2″	3881	4327	4617

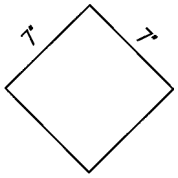

Notes below apply to all products in the sections above.

- Dimensions are shown as width x depth x height.
- Alder will be used for Rustic Alder.
- All ornate details are hand-carved.
- Not available in Walnut.
- All finishes and techniques are available.

italianate posts

Model	Maple	Rustic Alder	Cherry
AFE-POST-ITCR3 3 1/2" x 3 1/2" x 35 1/2"	1707	1900	2019

- 2-Sided.

Model	Maple	Rustic Alder	Cherry
AFE-POST-ITCR5 5" x 5" x 35 1/2"	2274	2545	2716

- 2-Sided.

Model	Maple	Rustic Alder	Cherry
AFE-POST-ITCR7 7" x 7" x 35 1/2"	3950	4407	4697

- 2-Sided.

Notes below apply to all products in the sections above.
- Dimensions are shown as width x depth x height.
- Alder will be used for Rustic Alder.
- All ornate details are hand-carved.
- Not available in Walnut.
- All finishes and techniques are available.

TRADITIONAL COLLECTION

Model	Maple	Rustic Alder	Cherry
AFE-ROS-A1 4″ dia. x 5/8″	590	632	661
AFE-ROS-A2 6″ dia. x 3/4″	720	782	813
AFE-ROS-A3 8″ dia. x 1″	860	944	990

Model	Maple	Rustic Alder	Cherry
AFE-ROS-G1 4″ dia. x 5/8″	631	681	710
AFE-ROS-G2 6″ dia. x 3/4″	748	813	851
AFE-ROS-G3 8″ dia. x 1″	890	972	1030

Model	Maple	Rustic Alder	Cherry
AFE-ROS-O1 4″ dia. x 5/8″	631	681	710
AFE-ROS-O2 6″ dia. x 3/4″	720	782	813
AFE-ROS-O3 8″ dia. x 1″	860	944	990

Model	Maple	Rustic Alder	Cherry
AFE-ROS-AS2 4″ x 4″ x 5/8″	592	635	664
AFE-ROS-AS3 6″ x 6″ x 3/4″	727	788	819
AFE-ROS-AS4 8″ x 8″ x 3/4″	830	902	953

Model	Maple	Rustic Alder	Cherry
AFE-ROS-OR4 13 1/2″ x 13 1/2″ x 1 1/16″	2185	2448	2619

Model	Maple	Rustic Alder	Cherry
AFE-ROS-D 2 7/8″ x 2 7/8″ x 1/2″	521	552	575

MODERN CLASSIC COLLECTION

Model	Maple	Rustic Alder	Cherry
AFE-ROS-EGR1 4 1/4″ dia. x 3/4″	603	634	653
AFE-ROS-EGR2 5 3/8″ dia. x 1″	663	704	735

• Extended lead times may apply.

Model	Maple	Rustic Alder	Cherry
AFE-ROS-EPR1 4 1/4″ dia. x 3/4″	633	673	703
AFE-ROS-EPR2 5 1/4″ dia. x 1″	701	741	785

• Extended lead times may apply.

Model	Maple	Rustic Alder	Cherry
AFE-ROS-ESR1 4 1/4″ dia. x 3/4″	633	673	703
AFE-ROS-ESR2 5 1/4″ dia. x 1″	701	741	785

• Extended lead times may apply.

Model	Maple	Rustic Alder	Cherry
AFE-ROS-SN1 4 1/4″ dia. x 3/4″	672	712	753
AFE-ROS-SN2 5 3/8″ dia. x 1″	734	794	824

• Extended lead times may apply.

Model	Maple	Rustic Alder	Cherry
AFE-ROS-ES 2 1/4″ x 4 1/4″ x 3/4″	562	594	612

• Extended lead times may apply.

Model	Maple	Rustic Alder	Cherry
AFE-ROS-EG 2 1/4″ x 4 1/4″ x 3/4″	562	594	612

• Extended lead times may apply.

Notes below apply to all products in the sections above.
- Dimensions are shown as width x height x thickness.
- Alder will be used for Rustic Alder.
- All ornate details are hand-carved.
- Not available in Walnut.
- All finishes and techniques are available.

capitals

TRADITIONAL COLLECTION

Model	Maple	Rustic Alder	Cherry
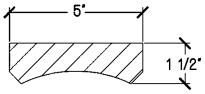 AFE-CPL-A1 5″ x 1 1/2″ x 5 1/4″	758	819	857
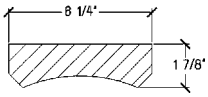 AFE-CPL-A2 6 1/4″ x 1 7/8″ x 6 1/4″	868	951	1000
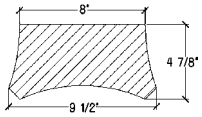 AFE-CPL-A3 9 1/2″ x 4 7/8″ x 10″	2253	2526	2705
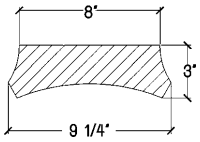 AFE-CPL-A4 9 1/4″ x 3″ x 5 7/8″	1838	2063	2212

Notes below apply to all products in the sections above.

- Dimensions are shown as width x depth x height.
- Alder will be used for Rustic Alder.
- All ornate details are hand-carved.
- Not available in Walnut.
- All finishes and techniques are available.

Model	Maple	Rustic Alder	Cherry
AFE-CPL-ED4 8 5/8″ x 1 3/4″ x 6 1/8″	940	1032	1092

MODERN CLASSIC COLLECTION

AFE-CPL-GK 15 3/4″ x 7 7/8″ x 6 1/4″	2565	2867	3078

- Extended lead times may apply.

AFE-CPL-GRI 13 1/2″ x 6 3/4″ x 6 1/2″	2299	2573	2754

- Extended lead times may apply.

AFE-CPL-GR 10 1/4″ x 6 1/2″ x 6 1/2″	2066	2298	2448

- Extended lead times may apply.

AFE-CPL-NCE 12 3/4″ x 6 3/4″ x 7 1/2″	2489	2785	2984

- Extended lead times may apply.

AFE-CPL-NCM 8 3/4″ x 5 1/8″ x 7 1/2″	1197	1318	1399

- Extended lead times may apply.

AFE-CPL-NCS 6 3/4″ x 3 5/8″ x 7 1/2″	1121	1223	1292

- Extended lead times may apply.

Model	Maple	Rustic Alder	Cherry
MODERN CLASSIC COLLECTION			
AFE-SCPL-NCT 7 5/8″ x 4″ x 6 7/8″	1264	1387	1475
• Extended lead times may apply.			
AFE-SCPL-ADA1 7 1/4″ x 4″ x 3 3/4″	1298	1420	1510
• Extended lead times may apply.			
AFE-SCPL-ADA2 7 1/2″ x 4″ x 3 1/2″	1327	1469	1559
• Extended lead times may apply.			
AFE-SCPL-ADA3 7 3/4″ x 4″ x 6″	1540	1715	1824
• Extended lead times may apply.			
AFE-SCPL-ADA4 7 3/4″ x 4″ x 5 3/4″	1263	1384	1474
• Extended lead times may apply.			
AFE-SCPL-GK 8 1/4″ x 4 1/4″ x 7″	1404	1549	1648
• Extended lead times may apply.			
AFE-SCPL-ADD 7 1/4″ x 4″ x 1 7/8″	787	848	889
• Extended lead times may apply.			
AFE-SCPL-AD 6 1/8″ x 3 3/4″ x 4 1/2″	1188	1309	1389
• Extended lead times may apply.			

Notes below apply to all products in the sections above.
- Dimensions are shown as width x depth x height.
- Alder will be used for Rustic Alder.
- All ornate details are hand-carved.
- Not available in Walnut.
- All finishes and techniques are available.

pilaster & column base

MODERN CLASSIC COLLECTION

Model	Maple	Rustic Alder	Cherry
AFE-PLS-FL1 6 1/8″ x 3 1/4″ x 42″	1719	1884	1984
AFE-PLS-FL2 6 1/8″ x 3 1/4″ x 91″	3485	3862	4100
AFE-PLS-FM1 4 1/2″ x 3″ x 42″	1418	1551	1631
AFE-PLS-FM2 4 1/2″ x 3″ x 91″	2752	3026	3214
AFE-PLS-FS1 2 1/2″ x 1 5/8″ x 42″	1225	1327	1408
AFE-PLS-FS2 2 1/2″ x 1 5/8″ x 91″	2391	2626	2787

• Extended lead times may apply.

AFE-PLS-PL1 6 1/8″ x 3 1/4″ x 42″	1650	1794	1893
AFE-PLS-PL2 6 1/8″ x 3 1/4″ x 91″	3345	3692	3932
AFE-PLS-PM1 4 1/2″ x 3″ x 42″	1179	1261	1333
AFE-PLS-PM2 4 1/2″ x 3″ x 91″	2233	2426	2557
AFE-PLS-PS1 2 1/2″ x 1 5/8″ x 42″	1015	1089	1139
AFE-PLS-PS2 2 1/2″ x 1 5/8″ x 91″	1934	2107	2218

• Extended lead times may apply.

AFE-PLS-CHL1 6 1/8″ x 3 1/4″ x 42″	2418	2680	2862
AFE-PLS-CHL2 6 1/8″ x 3 1/4″ x 91″	4183	4659	4978
AFE-PLS-CHM1 4 1/2″ x 3″ x 42″	2444	2727	2918
AFE-PLS-CHM2 4 1/2″ x 3″ x 91″	4860	5448	5845
AFE-PLS-CHS1 2 1/2″ x 1 5/8″ x 42″	2020	2256	2405
AFE-PLS-CHS2 2 1/2″ x 1 5/8″ x 91″	4092	4589	4919

• Extended lead times may apply.

Notes below apply to all products in the sections above.
• Dimensions are shown as width x depth x height.
• Alder will be used for Rustic Alder.
• All ornate details are hand-carved.
• Not available in Walnut.
• All finishes and techniques are available.

Model	Maple	Rustic Alder	Cherry
AFE-PLS-STL1 6 1/8″ x 3 1/4″ x 42″	2418	2680	2862
AFE-PLS-STL2 6 1/8″ x 3 1/4″ x 91″	4183	4659	4978
AFE-PLS-STM1 4 1/2″ x 3″ x 42″	2652	2967	3176
AFE-PLS-STM2 4 1/2″ x 3″ x 91″	5377	6048	6494
AFE-PLS-STS1 2 1/2″ x 1 5/8″ x 42″	2231	2493	2672
AFE-PLS-STS2 2 1/2″ x 1 5/8″ x 91″	4788	5387	5794

• Extended lead times may apply.

MODERN CLASSIC COLLECTION

AFE-BS-NCT1 4 1/2″ x 2 5/8″ x 8 3/4″	762	814	852

• Extended lead times may apply.

AFE-BS-NCT2 7 5/8″ x 4 1/2″ x 8 3/4″	892	953	1004

• Extended lead times may apply.

AFE-BS-NCT3 10″ x 5″ x 8 3/4″	1166	1268	1337

• Extended lead times may apply.

TRADITIONAL COLLECTION

Model	Maple	Rustic Alder	Cherry
AFE-VAL-VM3 72" x 7 3/4" x 1 3/8"	2975	3332	3549

Model	Maple	Rustic Alder	Cherry
AFE-VAL-V3 72" x 6" x 1 3/8"	2785	3110	3310

Model	Maple	Rustic Alder	Cherry
AFE-VAL-EXT2 48" x 3" x 7/8"	700	732	753

Model	Maple	Rustic Alder	Cherry
AFE-VAL-BA 72" x 3 1/2" x 1 1/4"	2076	2300	2451

Model	Maple	Rustic Alder	Cherry
AFE-VAL-EXT1 48" x 2 1/2" x 3/4"	674	706	727

Model	Maple	Rustic Alder	Cherry
AFE-VAL-BO 72" x 3 3/8" x 1 1/4"	2147	2380	2530

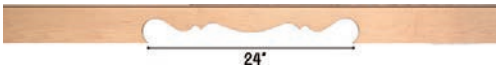

Model	Maple	Rustic Alder	Cherry
AFE-VAL-K2 60" x 4 1/2" x 3/4"	1000	1082	1120

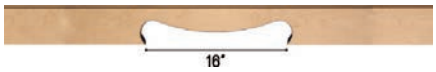

Model	Maple	Rustic Alder	Cherry
AFE-VAL-K1 44" x 4 1/2" x 3/4"	837	898	936

Model	Maple	Rustic Alder	Cherry
AFE-VAL-KEXT 44" x 4 1/2" x 3/4"	707	738	759

Model	Maple	Rustic Alder	Cherry
AFE-VAL-WBA 60" x 6 1/2" x 1 3/8"	2428	2692	2862

Model	Maple	Rustic Alder	Cherry
AFE-VAL-WBO 60" x 7" x 1 3/8"	2503	2776	2956

Notes below apply to all products in the sections above.

- Dimensions are shown as length x height x thickness.
- Alder will be used for Rustic Alder.
- All ornate details are hand-carved.
- Not available in Walnut.
- All finishes and techniques are available.

queen anne legs

TRADITIONAL COLLECTION

Model	Maple	Rustic Alder	Cherry
AFE-Q-AC6 4″ x 4″ x 6″	828	900	951

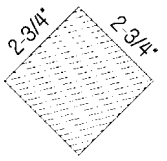

Model	Maple	Rustic Alder	Cherry
AFE-Q-LEG2L 2 3/4″ x 2 3/4″ x 5 7/8″	816	885	926

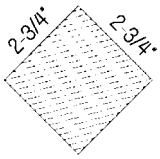

Model	Maple	Rustic Alder	Cherry
AFE-Q-LEG2R 2 3/4″ x 2 3/4″ x 5 7/8″	816	885	926

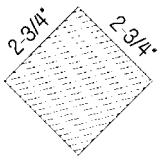

Model	Maple	Rustic Alder	Cherry
AFE-Q-LEG4 3″ x 3″ x 4″	635	685	716
AFE-Q-LEG4-1/2 3 1/8″ x 3 1/8″ x 4 1/2″	635	685	716
AFE-Q-LEG5 3 3/8″ x 3 3/8″ x 5″	664	717	745
AFE-Q-LEG6 3 7/8″ x 3 7/8″ x 6″	685	737	767

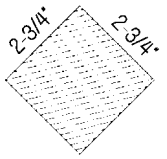

Model	Maple	Rustic Alder	Cherry
AFE-Q-RA6 3 1/4″ x 3 1/4″ x 6″	707	760	797

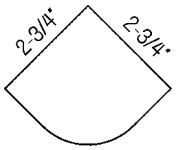

Model	Maple	Rustic Alder	Cherry
AFE-Q-LEGV 2 5/16″ x 2 5/16″ x 6 11/16″	744	806	847

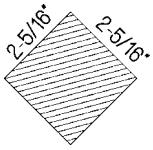

Notes below apply to all products in the sections above.

- Dimensions are shown as width x depth x height.
- Alder will be used for Rustic Alder.
- All ornate details are hand-carved.
- Not available in Walnut.
- All finishes and techniques are available.

TRADITIONAL COLLECTION

Model	Maple	Rustic Alder	Cherry
AFE-BUN-F1 4 3/4" x 4"	607	647	670
AFE-BUN-F2 5 1/2" x 4 1/2"	721	772	801
AFE-BUN-R1 3 1/4" x 4"	622	662	692
AFE-BUN-R2 3 1/2" x 5"	664	717	745
AFE-BUN-A4 2 5/8" x 4"	417	427	437
AFE-BUN-A4-1/2 2 5/8" x 4 1/2"	441	461	470

Model	Maple	Rustic Alder	Cherry
AFE-BUN-A5 2 5/8" x 5"	447	468	478
AFE-BUN-A6 2 5/8" x 6"	492	513	522
AFE-BUN-A7 2 5/8" x 7"	522	543	553
AFE-BUN-A8 2 5/8" x 8"	549	571	591

Notes below apply to all products in the sections above.

- Dimensions are shown as diameter x height.
- Alder will be used for Rustic Alder.
- All ornate details are hand-carved.
- Not available in Walnut.
- All finishes and techniques are available.

bases

Model	Maple	Rustic Alder	Cherry
NEW ART COLLECTION			
AFE-COR-FTS1 6 5/8″ x 6 5/8″ x 6 3/8″	795	857	897
AFE-COR-FTS2 8 7/8″ x 8 7/8″ x 6 3/8″	923	992	1044
AFE-COR-FTT1 6 3/8″ x 6 3/8″ x 6 3/8″	794	856	897
AFE-COR-FTT2 8 1/2″ x 8 1/2″ x 6 3/8″	922	991	1043
AFE-COR-FTSR1 3 7/8″ x 3 7/8″ x 6 3/8″	788	850	889
 AFE-COR-FTSR2 6 1/8″ x 6 1/8″ x 6 3/8″	913	984	1036

Model	Maple	Rustic Alder	Cherry
AFE-COR-FTTR1 3 5/8″ x 3 5/8″ x 6 3/8″	788	850	889
AFE-COR-FTTR2 5 7/8″ x 5 7/8″ x 6 3/8″	913	983	1036

Notes below apply to all products in the sections above.

- Dimensions are shown as width x depth x height.
- Alder will be used for Rustic Alder.
- All ornate details are hand-carved.
- Not available in Walnut.
- All finishes and techniques are available.

TRADITIONAL COLLECTION

Model	Maple	Rustic Alder	Cherry
AFE-SPL-0 1 3/4″ x 7/8″ x 2 1/2″	403	412	423
AFE-SPL-1 2 1/4″ x 1 1/8″ x 3″	423	445	454
AFE-SPL-2 2 3/4″ x 1 1/8″ x 3″	432	455	464

• Sold in two halves.

Model	Maple	Rustic Alder	Cherry
AFE-B-SPL0-8 2″ x 1″ x 7 1/2″	472	495	503
AFE-B-SPL1-8 2 1/2″ 1 1/4″ x 8″	484	506	514
AFE-B-SPL2-8 3″ x 1 1/2″ x 8″	495	466	536

• Sold in two halves.

Model	Maple	Rustic Alder	Cherry
AFE-HRR0 1 1/4″ x 5/8″	531	551	561
AFE-HRR1 1 1/2″ x 3/4″	545	562	572
AFE-HRR2 2″ x 1″	626	643	653

Model	Maple	Rustic Alder	Cherry
AFE-HR0 1 1/4″ x 5/8″	525	551	561
AFE-HR1 1 1/2″ x 3/4″	545	562	572
AFE-HR2 2″ x 1″	548	572	581

Model	Maple	Rustic Alder	Cherry
AFE-ROPE1 3/4″ x 3/8″ x 94″	656	679	689
AFE-ROPE3 1 1/2″ x 3/4″ x 94″	827	868	909
AFE-ROPE6 2″ x 1″ x 94″	962	1026	1065

Model	Maple	Rustic Alder	Cherry
AFE-HBR0 1 3/4″ x 7/8″ x x 7 1/2″	445	464	475
AFE-HBR1 2″ x 1″ x 7 1/2″	455	475	485
AFE-HBR2 2 1/2″ x 1 1/4″ x 7 1/2″	475	497	507

• Sold in two halves.

Model	Maple	Rustic Alder	Cherry
AFE-B-SPL0-12 2″ x 1″ x 11 1/2″	485	506	514
AFE-B-SPL1-12 2 1/2″ x 1 1/4″ x 12″	496	515	538
AFE-B-SPL2-12 3″ x 1 1/2″ x 12″	525	548	567

• Sold in two halves.

Notes below apply to all products in the sections above.
- Dimensions are shown as width x depth x height.
- Alder will be used for Rustic Alder.
- All ornate details are hand-carved.
- Not available in Walnut.
- All finishes and techniques are available.

Notes

Stanisci Wood Hoods

Stanisci Birmingham Series

SWHSTD

SWHHW

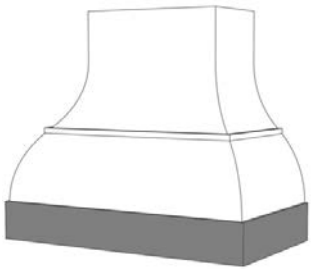

SWHSS

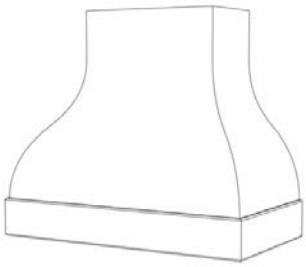

SWHHW with SWHRUM Option

- Wood grain runs vertically on top section and horizontally on base.
- Freestanding Hood: A standalone unit without adjacent cabinetry. These models feature nonflush sides and may include decorative elements that prevent cabinetry from being installed directly against them.
- Liner/blower sold separate, unless choosing specific wood hood preparations.
- Check your local building code for installation heights above the range.
- Range hoods are ordered on an "as required" basis. No changes or cancellations will be accepted after 24 hours from acknowledgment of order.
- See available options below; no other modifications available.
- Extended lead time on all wood hood orders.
- Not available with Reserve Plus or Vintage Plus.

Species Availability				
Cherry	Maple	QS White Oak	Rustic Alder	Walnut
•	•	•	Alder	•

Step 1:
Select cabinet size. The last four digits of the SKU call out width and height; depth is 22 1/4".*

*Hood width and/or depth can be larger than call-out due to moulding protrusion.

Step 2:
Select wood hood enhancements.

Wood Hood Enhancements		$
Stanisci Wood Hood Standard Base Trim	SWHSTD	0
Stanisci Wood Hood Hardwood Base Trim	SWHHW	25%
Stanisci Wood Hood Stainless Steel Base Trim	SWHSS	0

Step 3:
Additional Modifications to Hardwood Base Trim (SWHHW)
The top/bottom of hood will follow global on order for species/finish unless using modifications below for separate species/finish on bottom section.

Hardwood Base Trim Additional Options*		$
Stanisci Wood Hood Base Trim - Alder	SWHSPA	0
Stanisci Wood Hood Base Trim - Cherry	SWHSPC	0
Stanisci Wood Hood Base Trim - QS White Oak	SWHSPK	0
Stanisci Wood Hood Base Trim - Maple	SWHSPM	0
Stanisci Wood Hood Base Trim - Walnut	SWHSPW	0
Stanisci Wood Hood Base Trim Secondary Color**	SWHSC	0

*Not available with Brushed, Ceruse, Reserve Plus or Vintage Plus.
**SWHSC option is available after making a species selection (SWHSP_).

	Maple	Cherry	Walnut, Rustic Alder	Quartersawn White Oak
SWH-B-3630	11938	12535	13371	15758
SWH-B-3636	12131	12738	13587	16013
SWH-B-3642	12318	12934	13796	16260
SWH-B-3648	12474	13098	13971	16466
SWH-B-4230	12219	12830	13685	16129
SWH-B-4236	12412	13033	13901	16384
SWH-B-4242	12599	13229	14111	16631
SWH-B-4248	12755	13393	14286	16837
SWH-B-4830	12526	13152	14029	16534
SWH-B-4836	12719	13355	14245	16789
SWH-B-4842	12911	13557	14460	17043
SWH-B-4848	13068	13721	14636	17250
SWH-B-5430	13192	13852	14775	17413
SWH-B-5436	13390	14060	14997	17675
SWH-B-5442	13578	14257	15207	17923
SWH-B-5448	13760	14448	15411	18163
SWH-B-6030	13500	14175	15120	17820
SWH-B-6036	13692	14377	15335	18073
SWH-B-6042	13885	14579	15551	18328
SWH-B-6048	14160	14868	15859	18691

Step 4:
Select wood hood preparation.

Wood Hood Preparations		$
Stanisci Liner w/ Blower 600*	SWH600B__	See pages T•10-T•11 for pricing
Stanisci Liner w/ Blower 1200*	SWH1200B__	
Stanisci Liner w/ Blower 600 Mesh*	SWH600M__	
Stanisci Liner w/ Blower 1200 Mesh*	SWH1200M__	
Stanisci Wood Hood Cut-out Specify**	SWHCOS	1313
Stanisci Wood Hood Filled Finish Bottom	SWHFFB	510

*Liner/blower included. See pages T•10-T•11 for modification pricing and sizing.
**Liner/blower specification sheet must be submitted. All requests are subject to approval and must be submitted on the Decora by Design quote form, page Q•2.

Step 5:
Select additional options if desired.

Additional Wood Hood Options		$
Stanisci Wood Hood Remove Upper Moulding	SWHRUM	0
Stanisci Wood Hood Removable Top*	SWHRVT	0

*Not available with Stainless Steel Base Trim. Base of hood will be installed first with ventilation. After all hook ups are complete, the chimney top will be attached. You will need a minimum of 3/4" clearance to lower chimney on guides. Cutting or trimming of parts in the field will void warranty and compromise structural integrity.

Step 6:
Select moulding option.*
For moulding images, please see Stanisci Wood Hoods Profiles, Panels, Mouldings section.

Moulding Options		$
Stanisci Wood Hood Classic Moulding	SWHCM	0
Stanisci Wood Hood Simple Moulding	SWHSM	0

*Moulding options only available with the SWHSTD wood hood enhancement. See step 2.

Stanisci Wood Hoods

Stanisci Bristol Series

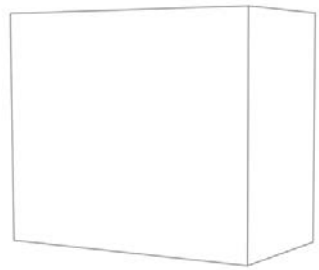

SWHSTD

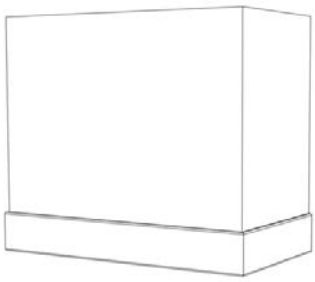

SWHHW

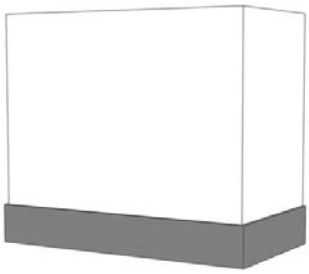

SWHSS

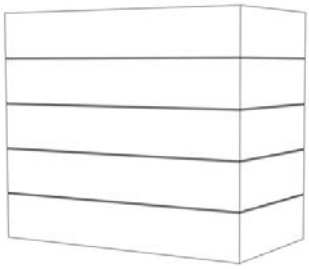

SWHHB

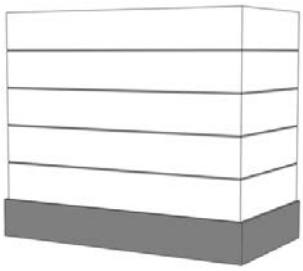

SWHSSHB

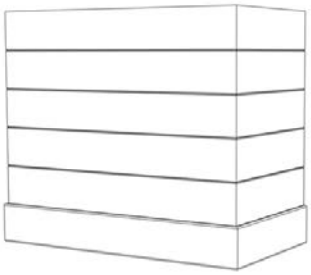

SWHHWHB

- Wood grain runs horizontally.
- Freestanding Hood: A standalone unit without adjacent cabinetry. These models feature nonflush sides and may include decorative elements that prevent cabinetry from being installed directly against them.
- Liner/blower sold separate, unless choosing specific wood hood preparations.
- Check your local building code for installation heights above the range.
- Range hoods are ordered on an "as required" basis. No changes or cancellations will be accepted after 24 hours from acknowledgment of order.
- See available options below; no other modifications available.
- Extended lead time on all wood hood orders.
- Not available with Reserve Plus or Vintage Plus.

Species Availability				
Cherry	Maple	QS White Oak	Rustic Alder	Walnut
•	•	•	Alder	•

Step 1:
Select cabinet size. The last four digits of the SKU call out width and height; depth is 22 1/4".*

*Hood width and/or depth can be larger than call-out due to moulding protrusion.

Step 2:
Select wood hood enhancements.

Wood Hood Enhancements		$
Stanisci Wood Hood Standard Base Trim	**SWHSTD**	0
Stanisci Wood Hood Hardwood Base Trim	**SWHHW**	25%
Stanisci Wood Hood Stainless Steel Base Trim	**SWHSS**	0
Stanisci Wood Hood Horizontal Beading	**SWHHB**	38%
Stanisci Wood Hood Stainless Steel Base Trim with Horizontal Beading	**SWHSSHB**	38%
Stanisci Wood Hood Hardwood Base Trim with Horizontal Beading	**SWHHWHB**	60%

	Maple	Cherry	Walnut, Rustic Alder	Quartersawn White Oak
SWH-BX-3030	2772	2911	3105	3659
SWH-BX-3036	2914	3060	3264	3846
SWH-BX-3042	3061	3214	3428	4041
SWH-BX-3048	3261	3424	3652	4305
SWH-BX-3630	2908	3053	3257	3839
SWH-BX-3636	3067	3220	3435	4048
SWH-BX-3642	3243	3405	3632	4281
SWH-BX-3648	3443	3615	3856	4545
SWH-BX-4230	3090	3245	3461	4079
SWH-BX-4236	3267	3430	3659	4312
SWH-BX-4242	3461	3634	3876	4569
SWH-BX-4248	3661	3844	4100	4833
SWH-BX-4830	3314	3480	3712	4374
SWH-BX-4836	3520	3696	3942	4646
SWH-BX-4842	3732	3919	4180	4926
SWH-BX-4848	3932	4129	4404	5190
SWH-BX-5430	3443	3615	3856	4545
SWH-BX-5436	3667	3850	4107	4840
SWH-BX-5442	3920	4116	4390	5174
SWH-BX-5448	4120	4326	4614	5438
SWH-BX-6030	3620	3801	4054	4778
SWH-BX-6036	3861	4054	4324	5097
SWH-BX-6042	4120	4326	4614	5438
SWH-BX-6048	4314	4530	4832	5694

Step 3:
Additional Modifications to Hardwood Base Trim (SWHHW and SWHHWHB)
The top/bottom of hood will follow global on order for species/finish unless using modifications below for separate species/finish on bottom section.

Hardwood Base Trim Additional Options*		$
Stanisci Wood Hood Base Trim - Alder	**SWHSPA**	0
Stanisci Wood Hood Base Trim - Cherry	**SWHSPC**	0
Stanisci Wood Hood Base Trim - QS White Oak	**SWHSPK**	0
Stanisci Wood Hood Base Trim - Maple	**SWHSPM**	0
Stanisci Wood Hood Base Trim - Walnut	**SWHSPW**	0
Stanisci Wood Hood Base Trim Secondary Color**	**SWHSC**	0

*Not available with Brushed, Ceruse, Reserve Plus or Vintage Plus.
**SWHSC option is available after making a species selection (SWHSP_).

Step 4:
Select wood hood preparation.

Wood Hood Preparations		$
Stanisci Liner w/ Blower 600*	**SWH600B__**	See pages T•10-T•11 for pricing
Stanisci Liner w/ Blower 1200*	**SWH1200B__**	
Stanisci Liner w/ Blower 600 Mesh*	**SWH600M__**	
Stanisci Liner w/ Blower 1200 Mesh*	**SWH1200M__**	
Stanisci Wood Hood Cut-out Specify**	**SWHCOS**	1313
Stanisci Wood Hood Filled Finish Bottom	**SWHFFB**	510

*Liner/blower included. See pages T•10-T•11 for modification pricing and sizing.
**Liner/blower specification sheet must be submitted. All requests are subject to approval and must be submitted on the Decora by Design quote form, page Q•2.

Step 5:
Select additional options if desired.

Additional Wood Hood Options		$
Stanisci Wood Hood Removable Top*	**SWHRVT**	0

*Must be used with Hardwood Base Trim. Base of hood will be installed first with ventilation. After all hook ups are complete, the chimney top will be attached. You will need a minimum of 3/4" clearance to lower chimney on guides. Cutting or trimming of parts in the field will void warranty and compromise structural integrity.

Stanisci Cambridge Series

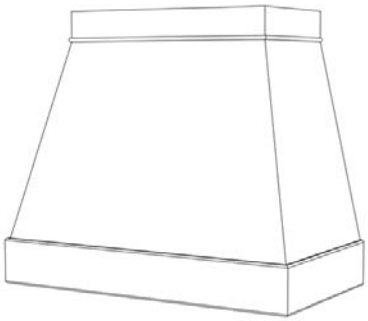

SWHHW

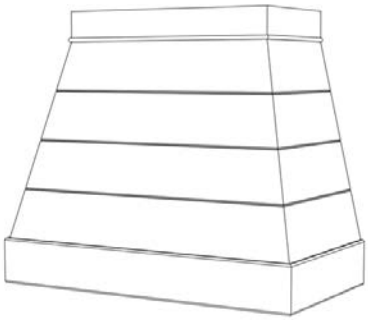

SWHHWHB

- Wood grain runs vertically on top section and horizontally on base.
- Freestanding Hood: A standalone unit without adjacent cabinetry. These models feature nonflush sides and may include decorative elements that prevent cabinetry from being installed directly against them.
- Liner/blower sold separate, unless choosing specific wood hood preparations.
- Check your local building code for installation heights above the range.
- Range hoods are ordered on an "as required" basis. No changes or cancellations will be accepted after 24 hours from acknowledgment of order.
- See available options below; no other modifications available.
- Extended lead time on all wood hood orders.
- Not available with Reserve Plus or Vintage Plus.

Species Availability				
Cherry	Maple	QS White Oak	Rustic Alder	Walnut
•	•	•	Alder	•

Step 1:
Select cabinet size. The last four digits of the SKU call out width and height; depth is 22 1/4".*

*Hood width and/or depth can be larger than call-out due to moulding protrusion.

Step 2:
Select wood hood enhancements.

Wood Hood Enhancements		$
Stanisci Wood Hood Hardwood Base Trim	SWHHW	25%
Stanisci Wood Hood Hardwood Base Trim with Horizontal Beading	SWHHWHB	60%

	Maple	Cherry	Walnut, Rustic Alder	Quartersawn White Oak
SWH-C-3030	3510	3686	3931	4633
SWH-C-3036	3600	3780	4032	4752
SWH-C-3042	3673	3857	4114	4848
SWH-C-3048	3751	3939	4201	4951
SWH-C-3630	3718	3904	4164	4908
SWH-C-3636	3790	3980	4245	5003
SWH-C-3642	3869	4062	4333	5107
SWH-C-3648	3947	4144	4421	5210
SWH-C-4230	3790	3980	4245	5003
SWH-C-4236	3869	4062	4333	5107
SWH-C-4242	3947	4144	4421	5210
SWH-C-4248	4026	4227	4509	5314
SWH-C-4830	3869	4062	4333	5107
SWH-C-4836	3947	4144	4421	5210
SWH-C-4842	4026	4227	4509	5314
SWH-C-4848	4104	4309	4596	5417
SWH-C-5430	3947	4144	4421	5210
SWH-C-5436	4026	4227	4509	5314
SWH-C-5442	4104	4309	4596	5417
SWH-C-5448	4182	4391	4684	5520
SWH-C-6030	4026	4227	4509	5314
SWH-C-6036	4104	4309	4596	5417
SWH-C-6042	4182	4391	4684	5520
SWH-C-6048	4266	4479	4778	5631

Step 3:
Additional Modifications to Hardwood Base Trim (SWHHW and SWHHWHB)
The top/bottom of hood will follow global on order for species/finish unless using modifications below for separate species/finish on bottom section.

Hardwood Base Trim Additional Options*		$
Stanisci Wood Hood Base Trim - Alder	SWHSPA	0
Stanisci Wood Hood Base Trim - Cherry	SWHSPC	0
Stanisci Wood Hood Base Trim - QS White Oak	SWHSPK	0
Stanisci Wood Hood Base Trim - Maple	SWHSPM	0
Stanisci Wood Hood Base Trim - Walnut	SWHSPW	0
Stanisci Wood Hood Base Trim Secondary Color**	SWHSC	0

*Not available with Brushed, Ceruse, Reserve Plus or Vintage Plus.
**SWHSC option is available after making a species selection (SWHSP_).

Step 4:
Select wood hood preparation.

Wood Hood Preparations		$
Stanisci Liner w/ Blower 600*	SWH600B__	See pages T•10-T•11 for pricing
Stanisci Liner w/ Blower 1200*	SWH1200B__	
Stanisci Liner w/ Blower 600 Mesh*	SWH600M__	
Stanisci Liner w/ Blower 1200 Mesh*	SWH1200M__	
Stanisci Wood Hood Cut-out Specify**	SWHCOS	1313
Stanisci Wood Hood Filled Finish Bottom	SWHFFB	510

*Liner/blower included. See pages T•10-T•11 for modification pricing and sizing.
**Liner/blower specification sheet must be submitted. All requests are subject to approval and must be submitted on the Decora by Design quote form, page Q•2.

Step 5:
Select additional options if desired.

Additional Wood Hood Options		$
Stanisci Wood Hood Removable Top*	SWHRVT	0

*Base of hood will be installed first with ventilation. After all hook ups are complete, the chimney top will be attached. You will need a minimum of 3/4" clearance to lower chimney on guides. Cutting or trimming of parts in the field will void warranty and compromise structural integrity.

Stanisci Wood Hoods

Stanisci Elevation Series

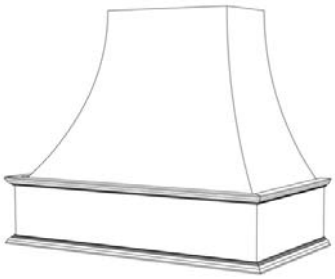

SWHSTD

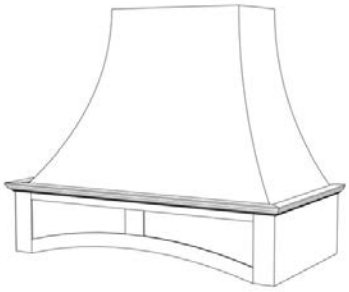

SWHRA

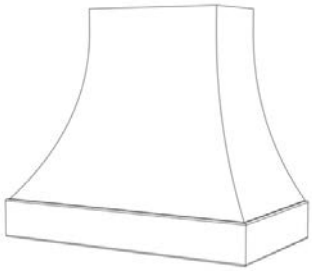

SWHHW

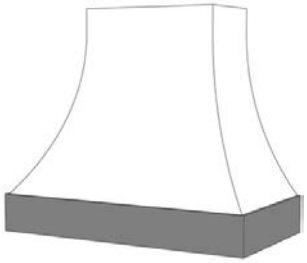

SWHSS

- Wood grain runs vertically on top section and horizontally on base.
- Freestanding Hood: A standalone unit without adjacent cabinetry. These models feature nonflush sides and may include decorative elements that prevent cabinetry from being installed directly against them.
- Liner/blower sold separate, unless choosing specific wood hood preparations.
- Check your local building code for installation heights above the range.
- Range hoods are ordered on an "as required" basis. No changes or cancellations will be accepted after 24 hours from acknowledgment of order.
- See available options below; no other modifications available.
- Extended lead time on all wood hood orders.
- Not available with Reserve Plus or Vintage Plus.

Species Availability				
Cherry	Maple	QS White Oak	Rustic Alder	Walnut
•	•	•	Alder	•

Step 1:
Select cabinet size. The last four digits of the SKU call out width and height; depth is 22 1/4".*

*Hood width and/or depth can be larger than call-out due to moulding protrusion.

Step 2:
Select wood hood enhancements.

Wood Hood Enhancements		$
Stanisci Wood Hood Standard Base Trim	**SWHSTD**	0
Stanisci Wood Hood Arched Base Trim*	**SWHRA**	10%
Stanisci Wood Hood Hardwood Base Trim	**SWHHW**	25%
Stanisci Wood Hood Stainless Steel Base Trim	**SWHSS**	0

*Frame profiles have been preselected.
For frame profiles, please see Stanisci Wood Hoods Profiles, Panels, Mouldings section.
Doors are unique and will not match Decora profiles.
Please see the Decora door style section for Stanisci Frames for each door style.
These may not be exact matches to the Decora profiles, but will be close enough to achieve a cohesive look.

	Maple	Cherry	Walnut, Rustic Alder	Quartersawn White Oak
SWH-E-3630	9999	10499	11199	13199
SWH-E-3636	10162	10670	11381	13414
SWH-E-3642	10325	10841	11564	13629
SWH-E-3648	10483	11007	11741	13838
SWH-E-4230	10239	10751	11468	13515
SWH-E-4236	10397	10917	11645	13724
SWH-E-4242	10555	11083	11822	13933
SWH-E-4248	10718	11254	12004	14148
SWH-E-4830	10504	11029	11764	13865
SWH-E-4836	10662	11195	11941	14074
SWH-E-4842	10820	11361	12118	14282
SWH-E-4848	10983	11532	12301	14498
SWH-E-5430	10820	11361	12118	14282
SWH-E-5436	10983	11532	12301	14498
SWH-E-5442	11141	11698	12478	14706
SWH-E-5448	11299	11864	12655	14915
SWH-E-6030	11141	11698	12478	14706
SWH-E-6036	11299	11864	12655	14915
SWH-E-6042	11462	12035	12837	15130
SWH-E-6048	11625	12206	13020	15345

Step 3:
Additional Modifications to Hardwood Base Trim (SWHHW)
The top/bottom of hood will follow global on order for species/finish unless using modifications below for separate species/finish on bottom section.

Hardwood Base Trim Additional Options*		$
Stanisci Wood Hood Base Trim - Alder	**SWHSPA**	0
Stanisci Wood Hood Base Trim - Cherry	**SWHSPC**	0
Stanisci Wood Hood Base Trim - QS White Oak	**SWHSPK**	0
Stanisci Wood Hood Base Trim - Maple	**SWHSPM**	0
Stanisci Wood Hood Base Trim - Walnut	**SWHSPW**	0
Stanisci Wood Hood Base Trim Secondary Color**	**SWHSC**	0

*Not available with Brushed, Ceruse, Reserve Plus or Vintage Plus.
**SWHSC option is available after making a species selection (SWHSP_).

Step 4:
Select wood hood preparation.

Wood Hood Preparations		$
Stanisci Liner w/ Blower 600*	**SWH600B__**	See pages T•10-T•11 for pricing
Stanisci Liner w/ Blower 1200*	**SWH1200B__**	
Stanisci Liner w/ Blower 600 Mesh*	**SWH600M__**	
Stanisci Liner w/ Blower 1200 Mesh*	**SWH1200M__**	
Stanisci Wood Hood Cut-out Specify**	**SWHCOS**	1313
Stanisci Wood Hood Filled Finish Bottom	**SWHFFB**	510

*Liner/blower included. See pages T•10-T•11 for modification pricing and sizing.
**Liner/blower specification sheet must be submitted. All requests are subject to approval and must be submitted on the Decora by Design quote form, page Q•2.

Step 5:
Select additional options if desired.

Additional Wood Hood Options		$
Stanisci Wood Hood Removable Top*	**SWHRVT**	0

*Not available with Stainless Steel Base Trim. Base of hood will be installed first with ventilation. After all hook ups are complete, the chimney top will be attached. You will need a minimum of 3/4" clearance to lower chimney on guides. Cutting or trimming of parts in the field will void warranty and compromise structural integrity.

Step 6:
Select moulding option.*

Moulding Options		$
Stanisci Wood Hood Basic Moulding	**SWHBM**	0
Stanisci Wood Hood Classic Moulding	**SWHCM**	0
Stanisci Wood Hood Simple Moulding	**SWHSM**	0

*Moulding options only available with the SWHSTD and SWHRA wood hood enhancements. See step 2.

Stanisci Wood Hoods

Stanisci Eastland Series

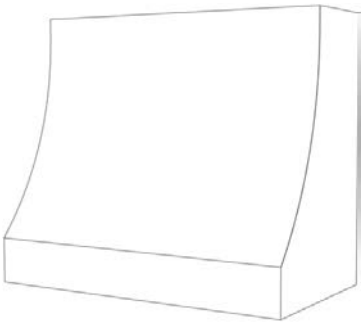

SWHSTD

- Wood grain runs vertically.
- Integrated: Designed for installation between two adjacent cabinets, creating a seamless, built-in appearance. These hoods are intended to be installed with cabinetry directly adjoining both sides for a clean, continuous cabinet-to-hood transition. No mouldings or decorative elements extending beyond the edges, allowing cabinetry to be installed directly against either side.
- The top depth of the hood is based on the overall height of the wood hood: 12 3/4" deep for a 30" high hood, and 12" deep for 36" and 42" high hoods.
- Liner/blower sold separate, unless choosing specific wood hood preparations.
- Check your local building code for installation heights above the range.
- Range hoods are ordered on an "as required" basis. No changes or cancellations will be accepted after 24 hours from acknowledgment of order.
- See available options below; no other modifications available.
- Extended lead time on all wood hood orders.
- Not available with Reserve Plus or Vintage Plus.

Species Availability				
Cherry	Maple	QS White Oak	Rustic Alder	Walnut
•	•	•	Alder	•

	Maple	Cherry	Walnut, Rustic Alder	Quartersawn White Oak
SWH-E300-3030	6181	6490	6923	8159
SWH-E300-3036	6476	6800	7253	8548
SWH-E300-3042	6884	7228	7710	9087
SWH-E300-3048	7298	7663	8174	9633
SWH-E300-3630	6471	6795	7248	8542
SWH-E300-3636	6817	7158	7635	8998
SWH-E300-3642	7267	7630	8139	9592
SWH-E300-3648	7711	8097	8636	10179
SWH-E300-4230	6853	7196	7675	9046
SWH-E300-4236	7236	7598	8104	9552
SWH-E300-4242	7701	8086	8625	10165
SWH-E300-4248	8166	8574	9146	10779
SWH-E300-4830	7329	7695	8208	9674
SWH-E300-4836	7758	8146	8689	10241
SWH-E300-4842	8285	8699	9279	10936
SWH-E300-4848	8807	9247	9864	11625
SWH-E300-5430	7597	7977	8509	10028
SWH-E300-5436	8083	8487	9053	10670
SWH-E300-5442	8703	9138	9747	11488
SWH-E300-5448	9323	9789	10442	12306
SWH-E300-6030	7975	8374	8932	10527
SWH-E300-6036	8491	8916	9510	11208
SWH-E300-6042	9101	9556	10193	12013
SWH-E300-6048	9706	10191	10871	12812

Step 1:
Select cabinet size. The last four digits of the SKU call out width and height; depth is 22 1/4".

Step 2:
Select wood hood enhancements.

Wood Hood Enhancements		$
Stanisci Wood Hood Standard Base Trim	**SWHSTD**	0

Step 3:
Select wood hood preparation.

Wood Hood Preparations		$
Stanisci Liner w/ Blower 600*	**SWH600B__**	See pages T•10-T•11 for pricing
Stanisci Liner w/ Blower 1200*	**SWH1200B__**	
Stanisci Liner w/ Blower 600 Mesh*	**SWH600M__**	
Stanisci Liner w/ Blower 1200 Mesh*	**SWH1200M__**	
Stanisci Wood Hood Cut-out Specify**	**SWHCOS**	1313
Stanisci Wood Hood Filled Finish Bottom	**SWHFFB**	510

*Liner/blower included. See pages T•10-T•11 for modification pricing and sizing.
**Liner/blower specification sheet must be submitted. All requests are subject to approval and must be submitted on the Decora by Design quote form, page Q•2.

Stanisci Wood Hoods

Stanisci Erie Series

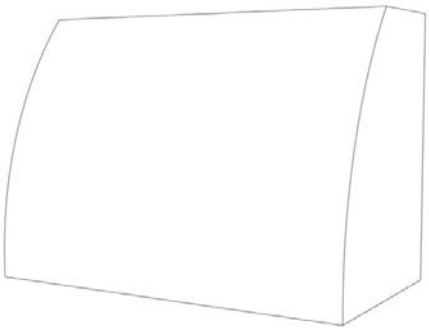

SWHSTD

- Wood grain runs vertically.
- Integrated: Designed for installation between two adjacent cabinets, creating a seamless, built-in appearance. These hoods are intended to be installed with cabinetry directly adjoining both sides for a clean, continuous cabinet-to-hood transition. No mouldings or decorative elements extending beyond the edges, allowing cabinetry to be installed directly against either side.
- Liner/blower sold separate, unless choosing specific wood hood preparations.
- Check your local building code for installation heights above the range.
- Range hoods are ordered on an "as required" basis. No changes or cancellations will be accepted after 24 hours from acknowledgment of order.
- See available options below; no other modifications available.
- Extended lead time on all wood hood orders.
- Not available with Reserve Plus or Vintage Plus.

Species Availability				
Cherry	Maple	QS White Oak	Rustic Alder	Walnut
•	•	•	Alder	•

	Maple	Cherry	Walnut, Rustic Alder	Quartersawn White Oak
SWH-ER300-3036	6521	6847	7304	8608
SWH-ER300-3042	6932	7279	7764	9150
SWH-ER300-3048	7265	7628	8137	9590
SWH-ER300-3636	6864	7207	7688	9060
SWH-ER300-3642	7317	7683	8195	9658
SWH-ER300-3648	7645	8027	8562	10091
SWH-ER300-4236	7286	7650	8160	9618
SWH-ER300-4242	7754	8142	8684	10235
SWH-ER300-4248	8087	8491	9057	10675
SWH-ER300-4836	7811	8202	8748	10311
SWH-ER300-4842	8342	8759	9343	11011
SWH-ER300-4848	8670	9104	9710	11444
SWH-ER300-5436	8139	8546	9116	10743
SWH-ER300-5442	8764	9202	9816	11568
SWH-ER300-6036	8550	8978	9576	11286
SWH-ER300-6042	8883	9327	9949	11726

Step 1:
Select cabinet size. The last four digits of the SKU call out width and height; depth is 22 1/4".

Step 2:
Select wood hood enhancements.

Wood Hood Enhancements		$
Stanisci Wood Hood Standard Base Trim	**SWHSTD**	0

Step 3:
Select wood hood preparation.

Wood Hood Preparations		$
Stanisci Liner w/ Blower 600*	**SWH600B__**	See pages T•10-T•11 for pricing
Stanisci Liner w/ Blower 1200*	**SWH1200B__**	
Stanisci Liner w/ Blower 600 Mesh*	**SWH600M__**	
Stanisci Liner w/ Blower 1200 Mesh*	**SWH1200M__**	
Stanisci Wood Hood Cut-out Specify**	**SWHCOS**	1313
Stanisci Wood Hood Filled Finish Bottom	**SWHFFB**	510

*Liner/blower included. See pages T•10-T•11 for modification pricing and sizing.
**Liner/blower specification sheet must be submitted. All requests are subject to approval and must be submitted on the Decora by Design quote form, page Q•2.

Stanisci Wood Hoods

Stanisci Huntington Series

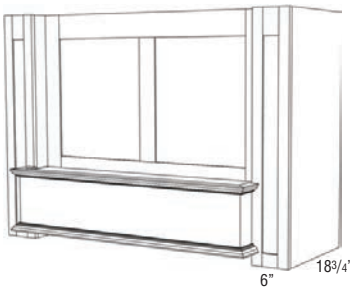

SWHSTD

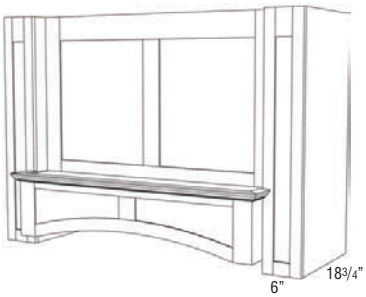

SWHRA

- Wood grain runs vertically on top section and horizontally on base.
- Integrated: Designed for installation between two adjacent cabinets, creating a seamless, built-in appearance. These hoods are intended to be installed with cabinetry directly adjoining both sides for a clean, continuous cabinet-to-hood transition. No mouldings or decorative elements extending beyond the edges, allowing cabinetry to be installed directly against either side.
- Hood must be a minimum of 12" wider than available vent width. Example: To use a 36" vent model, the hood should be a minimum of 48" wide.
- 60" and 66" wide hoods will have three panels.
- Liner/blower sold separate, unless choosing specific wood hood preparations.
- Check your local building code for installation heights above the range.
- Range hoods are ordered on an "as required" basis. No changes or cancellations will be accepted after 24 hours from acknowledgment of order.
- See available options below; no other modifications available.
- Extended lead time on all wood hood orders.
- Panel and frame profiles have been preselected
  - For frame profiles and panel images, please see Stanisci Wood Hoods Profiles, Panels, Mouldings section.
  - Doors are unique and will not match Decora profiles.
  - Please see the Decora door style section for Stanisci Panel and Frames for each door style.
  - These may not be exact matches to the Decora profiles, but will be close enough to achieve a cohesive look.
- Not available with Reserve Plus or Vintage Plus.

Species Availability				
Cherry	Maple	QS White Oak	Rustic Alder	Walnut
•	•	•	Alder	•

	Maple	Cherry	Walnut, Rustic Alder	Quartersawn White Oak
SWH-H2-4232	5052	5305	5658	6669
SWH-H2-4238	5323	5589	5962	7026
SWH-H2-4244	5616	5897	6290	7413
SWH-H2-4832	5301	5566	5937	6997
SWH-H2-4838	5593	5873	6264	7383
SWH-H2-4844	5897	6192	6605	7784
SWH-H2-5432	5566	5844	6234	7347
SWH-H2-5438	5870	6164	6574	7748
SWH-H2-5444	6190	6500	6933	8171
SWH-H2-6032	5848	6140	6550	7719
SWH-H2-6038	6163	6471	6903	8135
SWH-H2-6044	6505	6830	7286	8587
SWH-H2-6632	6135	6442	6871	8098
SWH-H2-6638	6472	6796	7249	8543
SWH-H2-6644	6832	7174	7652	9018

Step 1:
Select cabinet size. The last four digits of the SKU call out width and height; depth is 22 1/4".*

*Hood width and/or depth can be larger than call-out due to moulding protrusion.

Step 2:
Select wood hood enhancements.*

Wood Hood Enhancements		$
Stanisci Wood Hood Standard Base Trim	**SWHSTD**	0
Stanisci Wood Hood Arched Base Trim	**SWHRA**	10%

*Frame profiles have been preselected.
For frame profiles, please see Stanisci Wood Hoods Profiles, Panels, Mouldings section.
Doors are unique and will not match Decora profiles.
Please see the Decora door style section for Stanisci Frames for each door style.
These may not be exact matches to the Decora profiles, but will be close enough to achieve a cohesive look.

Step 3:
Select wood hood preparation.

Wood Hood Preparations		$
Stanisci Liner w/ Blower 600*	**SWH600B__**	See pages T•10-T•11 for pricing
Stanisci Liner w/ Blower 1200*	**SWH1200B__**	
Stanisci Liner w/ Blower 600 Mesh*	**SWH600M__**	
Stanisci Liner w/ Blower 1200 Mesh*	**SWH1200M__**	
Stanisci Wood Hood Cut-out Specify**	**SWHCOS**	1313
Stanisci Wood Hood Filled Finish Bottom	**SWHFFB**	510

*Liner/blower included. See pages T•10-T•11 for modification pricing and sizing.
**Liner/blower specification sheet must be submitted. All requests are subject to approval and must be submitted on the Decora by Design quote form, page Q•2.

Step 4:
Select moulding option.

Moulding Options		$
Stanisci Wood Hood Basic Moulding	**SWHBM**	0
Stanisci Wood Hood Classic Moulding	**SWHCM**	0
Stanisci Wood Hood Simple Moulding	**SWHSM**	0

Stanisci Wood Hoods

Stanisci Plymouth Series



SWHHW

- Wood grain runs vertically on top section and horizontally on base. Grain will run horizontally on angled front on hoods over 48" wide.
- Integrated: Designed for installation between two adjacent cabinets, creating a seamless, built-in appearance. These hoods are intended to be installed with cabinetry directly adjoining both sides for a clean, continuous cabinet-to-hood transition. No mouldings or decorative elements extending beyond the edges, allowing cabinetry to be installed directly against either side.
- The hood should be 3" wider than the cooking surface.
- Liner/blower sold separate, unless choosing specific wood hood preparations.
- Check your local building code for installation heights above the range.
- Range hoods are ordered on an "as required" basis. No changes or cancellations will be accepted after 24 hours from acknowledgment of order.
- See available options below; no other modifications available.
- Extended lead time on all wood hood orders.
- Not available with Reserve Plus or Vintage Plus.

Species Availability				
Cherry	Maple	QS White Oak	Rustic Alder	Walnut
•	•	•	Alder	•

	Maple	Cherry	Walnut, Rustic Alder	Quartersawn White Oak
SWH-P-3630	3074	3228	3443	4058
SWH-P-3636	3167	3325	3547	4180
SWH-P-3642	3363	3531	3767	4439
SWH-P-3648	3733	3920	4181	4928
SWH-P-4230	3236	3398	3624	4272
SWH-P-4236	3328	3494	3727	4393
SWH-P-4242	3513	3689	3935	4637
SWH-P-4248	3883	4077	4349	5126
SWH-P-4830	3386	3555	3792	4470
SWH-P-4836	3467	3640	3883	4576
SWH-P-4842	3669	3852	4109	4843
SWH-P-4848	4039	4241	4524	5331
SWH-P-5430	4513	4739	5055	5957
SWH-P-5436	4605	4835	5158	6079
SWH-P-5442	4796	5036	5372	6331
SWH-P-5448	5166	5424	5786	6819
SWH-P-6030	4935	5182	5527	6514
SWH-P-6036	5027	5278	5630	6636
SWH-P-6042	5218	5479	5844	6888
SWH-P-6048	5588	5867	6259	7376

Step 1:
Select cabinet size. The last four digits of the SKU call out width and height; depth is 22 1/4".

Step 2:
Select wood hood enhancements.

Wood Hood Enhancements		$
Stanisci Wood Hood Hardwood Base Trim	**SWHHW**	25%

Step 3:
Additional Modifications to Hardwood Base Trim (SWHHW)
The top/bottom of hood will follow global on order for species/finish unless using modifications below for separate species/finish on bottom section.

Hardwood Base Trim Additional Options*		$
Stanisci Wood Hood Base Trim - Alder	**SWHSPA**	0
Stanisci Wood Hood Base Trim - Cherry	**SWHSPC**	0
Stanisci Wood Hood Base Trim - QS White Oak	**SWHSPK**	0
Stanisci Wood Hood Base Trim - Maple	**SWHSPM**	0
Stanisci Wood Hood Base Trim - Walnut	**SWHSPW**	0
Stanisci Wood Hood Base Trim Secondary Color**	**SWHSC**	0

*Not available with Brushed, Ceruse, Reserve Plus or Vintage Plus.
**SWHSC option is available after making a species selection (SWHSP_).

Step 4:
Select wood hood preparation.

Wood Hood Preparations		$
Stanisci Liner w/ Blower 600*	**SWH600B__**	See pages T•10-T•11 for pricing
Stanisci Liner w/ Blower 1200*	**SWH1200B__**	
Stanisci Liner w/ Blower 600 Mesh*	**SWH600M__**	
Stanisci Liner w/ Blower 1200 Mesh*	**SWH1200M__**	
Stanisci Wood Hood Cut-out Specify**	**SWHCOS**	1313
Stanisci Wood Hood Filled Finish Bottom	**SWHFFB**	510

*Liner/blower included. See pages T•10-T•11 for modification pricing and sizing.
**Liner/blower specification sheet must be submitted. All requests are subject to approval and must be submitted on the Decora by Design quote form, page Q•2.

Stanisci Wood Hoods

Stanisci Springfield Series

SWHSTD

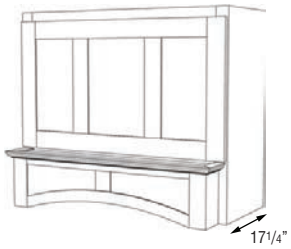

SWHRA

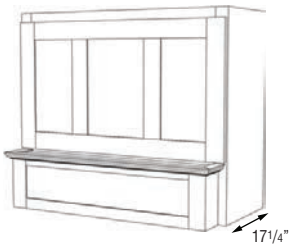

SWHRSS

- Wood grain runs vertically on top section and horizontally on base.
- Integrated: Designed for installation between two adjacent cabinets, creating a seamless, built-in appearance. These hoods are intended to be installed with cabinetry directly adjoining both sides for a clean, continuous cabinet-to-hood transition. No mouldings or decorative elements extending beyond the edges, allowing cabinetry to be installed directly against either side.
- The hood should be 3" wider than the cooking surface.
- Liner/blower sold separate, unless choosing specific wood hood preparations.
- Check your local building code for installation heights above the range.
- Range hoods are ordered on an "as required" basis. No changes or cancellations will be accepted after 24 hours from acknowledgment of order.
- See available options below; no other modifications available.
- Extended lead time on all wood hood orders.
- Panel and frame profiles have been preselected
  - For frame profiles and panel images, please see Stanisci Wood Hoods Profiles, Panels, Mouldings section.
  - Doors are unique and will not match Decora profiles.
  - Please see the Decora door style section for Stanisci Panel and Frames for each door style.
  - These may not be exact matches to the Decora profiles, but will be close enough to achieve a cohesive look.
- Not available with Reserve Plus or Vintage Plus.

Species Availability				
Cherry	Maple	QS White Oak	Rustic Alder	Walnut
•	•	•	Alder	•

	Maple	Cherry	Walnut, Rustic Alder	Quartersawn White Oak
SWH-S-3630	4135	4342	4631	5458
SWH-S-3636	4333	4550	4853	5720
SWH-S-3642	4591	4821	5142	6060
SWH-S-3648	4942	5189	5535	6523
SWH-S-4230	4355	4573	4878	5749
SWH-S-4236	4574	4803	5123	6038
SWH-S-4242	4843	5085	5424	6393
SWH-S-4248	5189	5448	5812	6849
SWH-S-4830	4629	4860	5184	6110
SWH-S-4836	4876	5120	5461	6436
SWH-S-4842	5178	5437	5799	6835
SWH-S-4848	5530	5807	6194	7300
SWH-S-5430	4783	5022	5357	6314
SWH-S-5436	5063	5316	5671	6683
SWH-S-5442	5425	5696	6076	7161
SWH-S-5448	5771	6060	6464	7618
SWH-S-6030	5003	5253	5603	6604
SWH-S-6036	5299	5564	5935	6995
SWH-S-6042	5650	5933	6328	7458
SWH-S-6048	6117	6423	6851	8074

Step 1:
Select cabinet size. The last four digits of the SKU call out width and height; depth is 22 1/4".*

*Hood width and/or depth can be larger than call-out due to moulding protrusion.

Step 2:
Select wood hood enhancements.*

Wood Hood Enhancements		$
Stanisci Wood Hood Standard Base Trim	**SWHSTD**	0
Stanisci Wood Hood Arched Base Trim	**SWHRA**	10%
Stanisci Wood Hood Recessed Straight Base Trim	**SWHRSS**	10%

*Frame profiles have been preselected.
For frame profiles, please see Stanisci Wood Hoods Profiles, Panels, Mouldings section.
Doors are unique and will not match Decora profiles.
Please see the Decora door style section for Stanisci Frames for each door style.
These may not be exact matches to the Decora profiles, but will be close enough to achieve a cohesive look.

Step 3:
Select wood hood preparation.

Wood Hood Preparations		$
Stanisci Liner w/ Blower 600*	**SWH600B__**	See pages T•10-T•11 for pricing
Stanisci Liner w/ Blower 1200*	**SWH1200B__**	
Stanisci Liner w/ Blower 600 Mesh*	**SWH600M__**	
Stanisci Liner w/ Blower 1200 Mesh*	**SWH1200M__**	
Stanisci Wood Hood Cut-out Specify**	**SWHCOS**	1313
Stanisci Wood Hood Filled Finish Bottom	**SWHFFB**	510

*Liner/blower included. See pages T•10-T•11 for modification pricing and sizing.
**Liner/blower specification sheet must be submitted. All requests are subject to approval and must be submitted on the Decora by Design quote form, page Q•2.

Step 4:
Select moulding option.

Moulding Options		$
Stanisci Wood Hood Basic Moulding	**SWHBM**	0
Stanisci Wood Hood Classic Moulding	**SWHCM**	0
Stanisci Wood Hood Simple Moulding	**SWHSM**	0

Liners/Blowers for Stanisci Wood Hoods

600SM Mesh Liner Standard

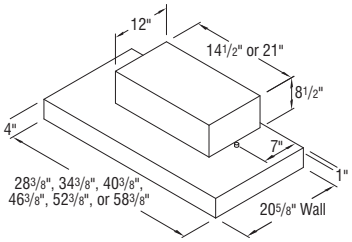

- 600 CFM blower model comes with a reducer to 300 CFM.
- Duct is 8″ in diameter.
- The last two numbers of the SKU are the liner model number. See the chart below.
- 30-42″ liners have 2 LED bulbs.
- 48″ liners have 3 LED bulbs.
- 54-60″ liners have 4 LED bulbs.
- Variable speed fan control.
- Large dishwasher safe stainless steel mesh insert filters.
- Dimmer controlled LED lighting.
- Liners/Blowers will be included when ordering Wood Hood Preparation SWH600M and will not need ordered separately.

Wood Hood Preparations Modification	Model	Price
SWH600M30	**SWH-PML600SM30**	4291
SWH600M36	**SWH-PML600SM36**	4411
SWH600M42	**SWH-PML600SM42**	4543
SWH600M48	**SWH-PML600SM48**	4713
SWH600M54	**SWH-PML600SM54**	4923
SWH600M60	**SWH-PML600SM60**	5093

1200SM Mesh Liner Standard

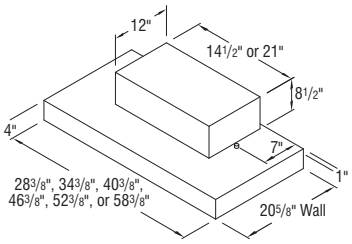

- 1200 CFM blower.
- Duct is 10″ in diameter.
- The last two numbers of the SKU are the liner model number. See the chart below.
- 36-42″ liners have 2 LED bulbs.
- 48″ liners have 3 LED bulbs.
- 54-60″ liners have 4 LED bulbs.
- Variable speed fan control.
- Large dishwasher safe stainless steel mesh insert filters.
- Dimmer controlled LED lighting.
- Liners/Blowers will be included when ordering Wood Hood Preparation SWH1200M and will not need ordered separately.

SWH1200M36	**SWH-PML1200SM36**	5659
SWH1200M42	**SWH-PML1200SM42**	5795
SWH1200M48	**SWH-PML1200SM48**	5962
SWH1200M54	**SWH-PML1200SM54**	6171
SWH1200M60	**SWH-PML1200SM60**	6341

Professional Mesh Liner (PML)

Wood Hood Series	**Width**					
Birmingham, Elevation*	N/A	36	42	48	54	60
Bristol, Cambridge. Eastland, Erie	30	36	42	48	54	60
Plymouth, Springfield*	36	42	48	54	60	N/A
Huntington*	42	48	54	60	66	N/A
Liner Model	30	36	42	48	54	60

*If you apply SWHRA to the range hood, increase duct height by 2 1/2″.

Examples:
If you are purchasing a 42″ wide Springfield wood hood then you will need to select a 36″ liner/blower.
If you are purchasing a 54″ wide Huntington wood hood then you will need to select a 42″ liner/blower.

Liners/Blowers for Stanisci Wood Hoods

600SM Baffle Liner Standard

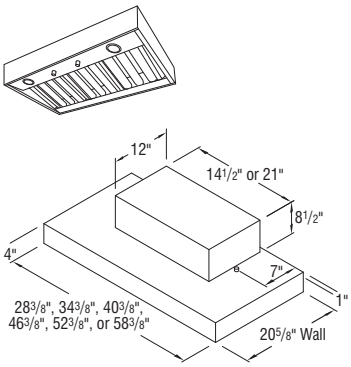

- 600 CFM blower model comes with a reducer to 300 CFM.
- Duct is 8″ in diameter.
- The last two numbers of the SKU are the liner model number. See the chart below.
- 30-42″ liners have 2 LED bulbs.
- 48″ liners have 3 LED bulbs.
- 54-60″ liners have 4 LED bulbs.
- Variable speed fan control.
- Large dishwasher safe brushed stainless steel baffle filters.
- Dimmer controlled LED lighting.
- Liners/Blowers will be included when ordering Wood Hood Preparation SWH600 and will not need ordered separately.

Wood Hood Preparations Modification	Model	Price
SWH600B30	**SWH-PBL600SM30**	7477
SWH600B36	**SWH-PBL600SM36**	7685
SWH600B42	**SWH-PBL600SM42**	7900
SWH600B48	**SWH-PBL600SM48**	8047
SWH600B54	**SWH-PBL600SM54**	8312
SWH600B60	**SWH-PBL600SM60**	8414

1200SM Baffle Liner Standard

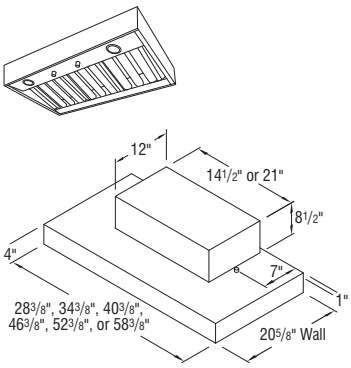

- 1200 CFM blower.
- Duct is 10″ in diameter.
- The last two numbers of the SKU are the liner model number. See the chart below.
- 36-42″ liners have 2 LED bulbs.
- 48″ liners have 3 LED bulbs.
- 54-60″ liners have 4 LED bulbs.
- Variable speed fan control.
- Large dishwasher safe brushed stainless steel baffle filters.
- Dimmer controlled LED lighting.
- Liners/Blowers will be included when ordering Wood Hood Preparation SWH1200 and will not need ordered separately.

SWH1200B36	**SWH-PBL1200SM36**	9327
SWH1200B42	**SWH-PBL1200SM42**	9551
SWH1200B48	**SWH-PBL1200SM48**	9688
SWH1200B54	**SWH-PBL1200SM54**	9953
SWH1200B60	**SWH-PBL1200SM60**	10060

Professional Baffle Liner (PBL)

Wood Hood Series	**Width**					
Birmingham, Elevation*	N/A	36	42	48	54	60
Bristol, Cambridge. Eastland, Erie	30	36	42	48	54	60
Plymouth, Springfield*	36	42	48	54	60	N/A
Huntington*	42	48	54	60	66	N/A
Liner Model	30	36	42	48	54	60

*If you apply SWHRA to the range hood, increase duct height by 2 1/2″.

Examples:
If you are purchasing a 42″ wide Springfield wood hood then you will need to select a 36″ liner/blower.
If you are purchasing a 54″ wide Huntington wood hood then you will need to select a 42″ liner/blower.

Stanisci Wood Hoods Profiles, Panels, Mouldings

Frame Profiles:

SWH441

SWH443

SWH445

SWH446

Panels:

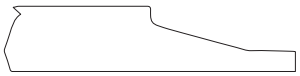

SWHBAS

SWHBED

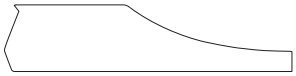

SWHCOV

SWHFLT

SWHOGE

Moulding Options:

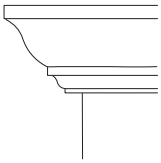

SWHCM

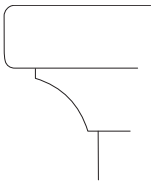

SWHSM

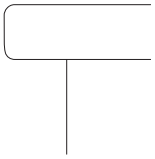

SWHBM