



Neuma
DOORS[®]

You CAN have all three!

- ✓ Good: "Quality built fully composite unit"
- ✓ Fast: "In stock and on the next truck"
- ✓ Affordable: "Priced to be the Best Value on the market"



Features and Benefits


- Energy Star Rated
- Impact-rated doors
- Weather Guard Protection



- DP50 rating outperforms competition vs high wind and extreme exposure
- Stainless hardware
- No exposed wood

Gliding Patio Doors

- Precision Engineered units that are factory assembled for optimal performance - DP 50
- Door frames are made of composite material for advanced moisture protection and maximum durability. It will never absorb moisture.
- CFC - free polyurethane foam panel core



- Door panels have a composite edge and fiberglass skins that will not rust, dent, split or rot.



- Advanced interlock design for weather protection



- Wind stopper at the bottom of the interlock for extra weather protection

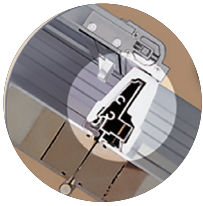


- Adjustable stainless steel tandem rollers on a stainless steel track for smooth operation

- Screens available as a sliding screen or retractable screen
- LoE366 with Argon is the standard glass - options include: LoE 340, blinds between the glass and GBG
- Removable glazing bead if the glass needs to be replaced
- Four colors of hardware available, optional multi-point lock on 6/8 and 6/11, MPLS is standard on taller doors
- Available in a smooth white finish that does not need to be painted or in a woodgrain texture for staining to match any decor
- Available with full lite or 3/4 lite design in many standard sizes
- Transoms available
- Limited Lifetime Warranty

Hinged Patio Doors


- Precision Engineered units that are factory assembled for optimal performance - DP 40
- Door frames are made of composite material for advanced moisture protection and maximum durability. It will never absorb moisture.
- CFC - free polyurethane foam panel core



- Composite covered aluminum astragal on center hinge door design



- Inswing hinged doors have sweeps with three layers of weatherstripping



- Double astragal on double doors for maximum energy efficiency

- Stainless steel hinges
- Screens available as a sliding screen or retractable screen depending on door choice
- LoE366 with Argon is the standard glass - options include: LoE 340, blinds between the glass and GBG
- Removable glazing bead if the glass needs to be replaced
- Four colors of hardware available, optional multi-point lock on 6/8 and 6/11, MPLS is standard on taller doors
- Available in a smooth white finish that does not need to be painted or in a woodgrain texture for staining to match any decor
- Available with full lite or 3/4 lite design in many standard sizes
- Vented sidelight with 3 point lock available
- Transoms available
- ADA Sill options on some units
- Limited Lifetime Warranty

In Stock Doors

6068 Smooth White, 4 9/16 Jamb, LH & RH
6068 Smooth White, 6 9/16 Jamb, LH & RH

DEALER COST

6068 4 9/16 Jamb \$1,490 (6 per pallet)
6068 6 9/16 Jamb \$1,515 (4 per pallet)



Scan the QR code
or visit
neumadoors.com
to learn more!



Neuma
DOORS®



Lumbermen's
AN EMPLOYEE OWNED COMPANY