



Interior Doors



Passage and Bi-Fold Designs

Smooth Surface - Flat Panel



Craftsman III™ Smooth
Craftsman Sticking
*3 Panel Flat



Madison® Smooth
Craftsman Sticking
*1 Panel Flat



Monroe® Smooth
Craftsman Sticking
*2 Panel Flat



Birkdale Smooth
Craftsman Sticking



Conmore® Smooth
Stepped Sticking
*5 Panel Flat

Raised Panel



Colonist® Textured
Colonist® Smooth
*6 Panel Textured
*6 Panel Smooth



Carrara® Smooth



Caiman® Smooth



Santa Fe® Smooth



*4 Panel Square



Rockport® Smooth



Princeton® Smooth
*2 Panel Eyebrow



Camden® Textured

Impression™ Series



Beveled Mirror

* = Reserve Collection

Americana Series

Stile and Rail

- MDF panels will not shrink
- MDF panels will not crack, split or warp
- Special screws are not required
- Very competitive pricing
- Over 50 layouts available
- Specialty layouts, widths and heights are available

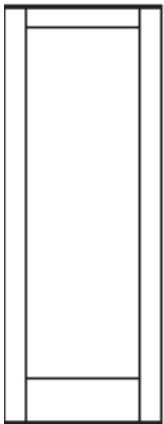


Wood Choices

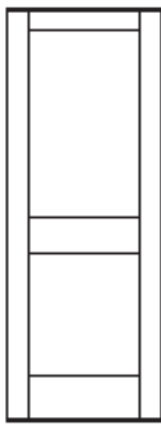
- Primed
- Poplar
- Red Oak
- Hard Maple
- Cherry

Top Sellers


*Other Options Available



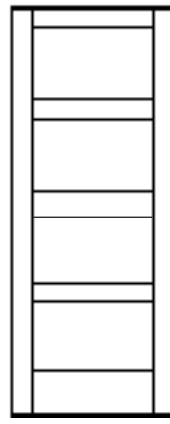
AS-11



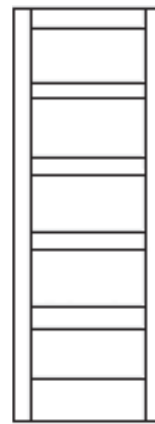
AS-22



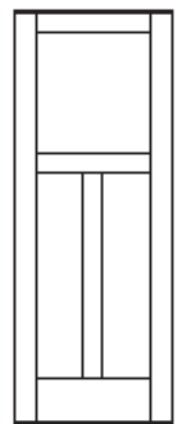
AS-30



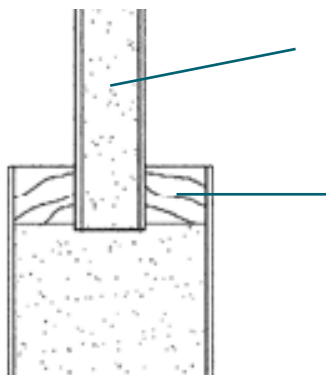
AS-40



AS-55



AS-34 REV

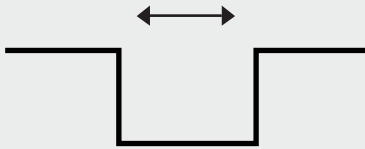


Americana's flat panels are 1/2" (3/8" for Primed)

Americana's true square sticking gives a clean crisp appearance

- A customizable modern look flush door
- Available on any solid core flush surface
 - Primed Hardboard
 - Birch
 - Oak
 - Maple
 - Walnut
 - Etc.
- 1'0" - 4'0" Width
- Up to 10' Height
- Groove Width of 1/8" (narrow) or 1/4" (wide)
- Choose a standard design or create your own
- Lines are routed on a CNC machine creating a match on double doors and bi-folds

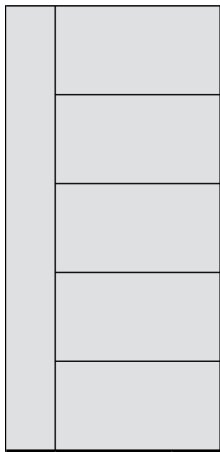
0.125" or 0.25" Groove Width



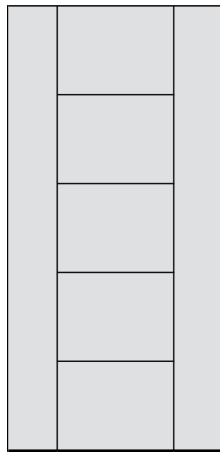
0.06" Groove Depth
+.01"




DC4H



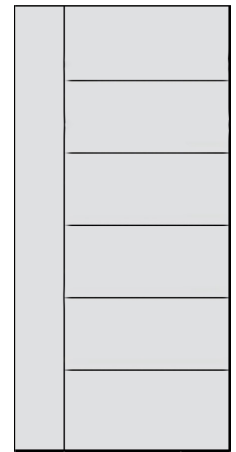
DC1V4H




DC2V4H




DC1V




DC1V5H



DC2VE



DC2V2HN



DC2VN



DC1V4HN

Stallion Doors

Special Order



Red Oak



Vertical
Grain Pine




Knotty Pine



Cathedral
Pine




Hickory




Birch




Cherry




Maple




Alder




Walnut



Knotty
Alder




Mahogany




White Oak



Yellow Poplar
"Uniform Light"



Yellow Poplar
"Stain Grade"



"Paint Grade"

More than 470 Designs of panel or glass doors available in 15 different species plus primed.

Call for quotes on Custom Species and Designs.



LEATHERNECK
HARDWARE, INC.

Sliding Door Systems with Hardware

Have your barn door and hang it too.

Create a striking focal point with the easy-to-install barn door. No matter the door style, it can be installed as a sliding door to create a beautiful accent piece in your home.



Penrod Barn Door Hardware

- A combination of quality, design and function to make a tremendous impact with a beautiful sliding door
- Available in 6' and 8' sets
- Colors - Flat Black, Satin Nickel and Stainless Steel

Leatherneck Sliding Hardware

- Complete offering for all of your needs
- Available as flat track, box track and by-pass systems
- Colors - 12 standard metal finishes and over 20 special finishes in the flat track

Complete Your Door Look with Either Hardware Option



Simpson®

Door Company



Special Order
For your custom needs!





Lumbermen's has multiple interior door options.
Please call for any custom needs that you may have,
Lumbermen's Door team would be happy to assist.

(616) 261-3250