

ThermaTru Door Styles

\$\$\$

Classic Craft

- Premium Fiberglass with architecturally-correct design resembling a real wood door
- Available in four styles - Fir, Walnut, Mahogany and Canvas
- Standard with Dura-Frame jambs, and Tru-Defense adjustable mill finish sills
- Deep panel detail; wider embossments
- Most styles are 3' only



\$\$

FiberClassic and Smooth-Star


- Fiberglass doors:
 - Smooth-Star and FiberClassic are both stainable and paintable surfaces
- FiberClassic has oak and mahogany-grain skin options
- Standard with Dura-Frame jambs and Tru-Defense adjustable mill finish sills
- 20-minute fire rating available



\$

Profiles

- 24 gauge steel, available in many styles and a large variety of glass designs
- High definition panel embossment
- 20-minute fire rating available



\$

Traditions

- 25 gauge steel
- Priced right for budget-conscious consumers
- Available in several styles with a variety of glass designs
- 20-minute fire rating available



No matter the door style choice from ThermaTru, you can expect the same quality and service when partnering with Lumbermen's.





Top Factory Finish Stain Colors

Note: Finish colors may vary from an actual application due to fluctuations in finishing or printing.



Dark Maple




New Earth



Raven




Driftwood




Barley

Top Factory Finish Paint Colors


Paint finish excludes steel doors




Alpine




Chestnut



Onyx



Black



Indigo

Custom paint colors also available