



Frameless Cabinetry from Lumbermen's and Sauder



**Beautiful
Highly Functional
Ready to Install
A Wide Array of Door Colors**

Cabinet Details

CONSTRUCTION

5/8" furniture board glue and dowel construction, built to last

SHELVES

3/4" particle board laminated in white melamine laminate with white thermoplastic edge banding

FRONT EDGE

Thermoplastic edge banded



TOE KICK

Sealed from moisture with thermoplastic edge banding

DRAWER

5-pc. drawer box, 1/2" particle board sides and bottom wrapped in white melamine laminate, full extension ball bearing slides

Optional soft close upgrade

DOOR OPTIONS

- 5-pc shaker construction with soft close hinges
- Flush overlay door with soft close hinges

Standard Cabinet Dimensions

WALL CABINETS	12" Depth	12"/15"/21"/30"/39" Height
BASE CABINETS	24" Depth	34 ½" Height
UTILITY CABINETS	24" Depth	84"/93" Height
VANITY CABINETS	21" Depth	34 ½" Height
LINEN CABINETS	21" Depth	84"/93" Height

*39" wall cabinets eliminate the need for 36" and 42" heights (providing easier ordering and installation). They can be installed in rooms with 8' ceilings and finished with one piece of trim or installed in rooms with 9' ceilings leaving a 12" opening to the ceiling.

Shaker Doors

5-pc. construction made from MDI MDF substrate, making them moisture resistant and durable. Door and drawer fronts are wrapped with laminate and can be made in grey and white as well as any of the colors listed on the following page.



Full Overlay Flush Door and Drawer Fronts



Tete-a-Tete




Sunset Cruise



Weekend
Getaway



Casting at First Light




After-Hours



Stargazer




Winter Fun




Sunday Brunch



Tea for Two



Vanilla Orchid



Latitude North



Latitude West



Apres-Ski



Summertime Blues



Sugar on Ice



Spring Blossom



White Chocolate



Milk Chocolate



Latitude East




Southwester



Summer Breeze



Dark Chocolate



Slate



Brushed Aluminum




Breakwater




Frost Flower




River Rock




Moonlight




Black



Opal



Folkstone



White



Hardrock Maple

Disclaimer: Colors shown above are as accurate as possible for print. Please refer to an actual product sample for best color representation.



Why Choose Sauder?



For over 85 years, Sauder has been making furniture with the same integrity, craftsmanship, and care. Sauder is a family owned (third-generation) company based in Archbold, Ohio. With technologically advanced equipment, their facility features nearly 4 million square feet of manufacturing space, 1.2 million square feet of warehouse space, and employs about 2,000 workers. Sauder is proud of their commitment to excellent customer service and fast turn-around time.

Why Choose Lumbermen's?



Lumbermen's has been in the building materials business since 1955 and is 100% employee-owned with over 400 Employee Owners. With state-of-the-art component manufacturing capability and dedicated customer service, we are here to keep your projects on track and help grow your business.

**Together we can provide the right cabinets
for your projects with the quality, selection and
value you expect.**