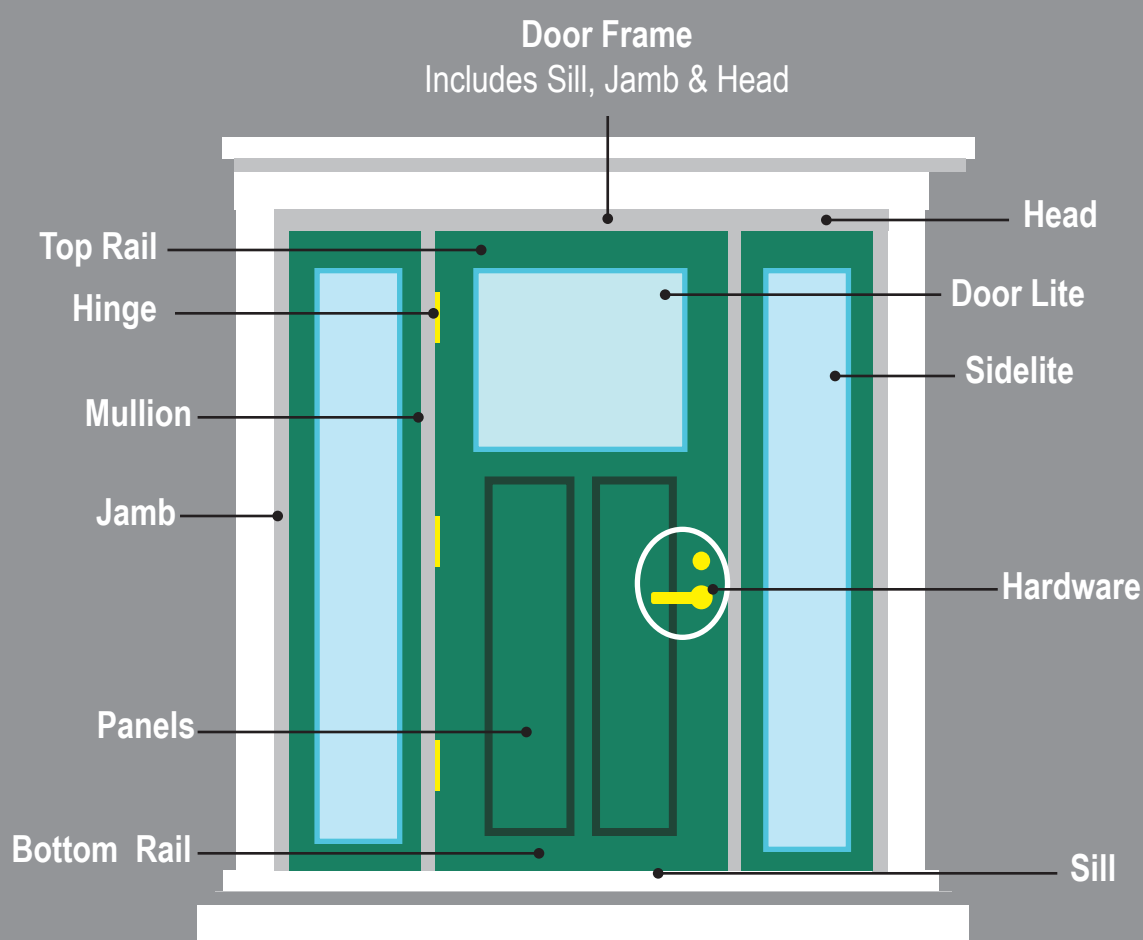


# The Making of a Door


## Parts of a Door

Whether you are replacing a door or selecting one for a new construction, knowing the parts that make up the door will make it easier to choose the one that's right for your project. While many of the parts can be customized, basic door construction is often made of of these parts.



## How it's Made

1 It starts with a slab



2 Holes are cut for lites

3 Holes are bored for handles and locks



4 Jamb is selected

5 The door gets painted or stained



6 All of the components are put together

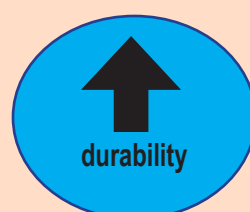
7 The customized door is packaged and shipped



8 Ready for installation

## Why Choose Therma-Tru from Lumbermen's

virtually endless customization to fit any style



manufactured on-site with Therma-Tru components

23 popular paint colors

12 stain colors

5x more insulating power than wood

premium cladding in 8 colors

### The Lumbermen's factory finish process:

- Doors are lightly sanded to remove surface blemishes
- Paint/Stain is applied in a controlled environment
- Paint/Stain is baked on for a hard, durable finish
- Doors are poly bagged and then boxed for protection during shipment
- Only waterborne finishes that are environmentally friendly are used